

 LORENZOLINE

84T/TH

High Insulated Window & Door System
Yüksek Yalıtımlı Pencere Ve Kapı Sistemi

INDEX

İndeks

Technical Information Teknik Bilgiler	1 - 7
Profile Index Profil İndeks	8 - 11
Profiles Profiller	12 - 39
Details Detaylar	40 - 89
Glazing Tables Cam Tabloları	90 - 93
Accessories Aksesuarlar	94 - 117
Cutting Size Kesim Ölçüleri	118 - 127
Assembly Details Montaj Detayları	128 - 161

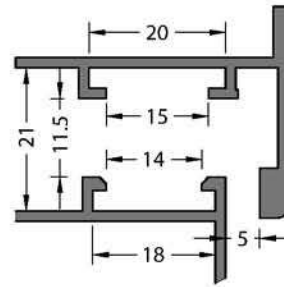
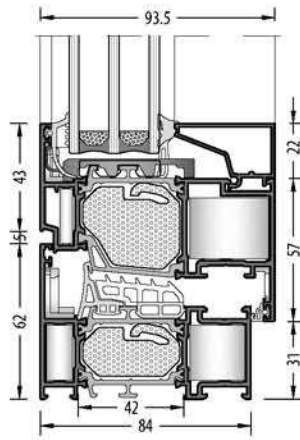
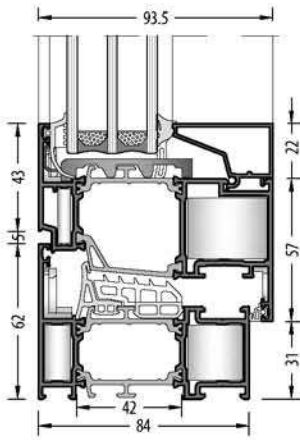
TECHNICAL INFORMATION
TEKNİK BİLGİLER

system properties / sistem bilgisi



- Superior performance thanks to thermal insulation filling material,
- Various opening options in doors and windows,
- Safe air and water drainage system,
- Joint options for mullions with extruded joints and screw methods.
- Different shapes and with different static values, aesthetic and stable solutions with mullion profiles,

- Isı yalıtım dolgu malzemesi sayesinde üstün performans,
- Kapı ve pencerelerde farklı açılım seçenekleri,
- Güvenli hava ve su tahliyesi,
- Farklı statik değerlere sahip ve farklı formlara sahip orta kayıt profilleri ile estetik ve stabil çözümler,



Euro Grove Section 1
Avrupa Kanal 1

Technical Properties / Teknik Özellikler

FRAME DEPTH KASA DERİNLİĞİ	84 mm
SASH DEPTH KANAT DERİNLİĞİ	93.5 mm
WALL THICKNESS ET KALINLIĞI	1.8 mm
GLASS THICKNESS CAM KALINLIĞI	28 - 68 mm
THERMAL INSULATION ISI BARIYERİ	42 mm

Opening Opportunities / Açılım Seçenekleri

	WINDOW / PENCERE	DOOR / KAPI
INSIDE OPENING İÇE AÇILIR	✓	✓
OUTSIDE OPENING DIŞA AÇILIR	✓	✓
BOTTOM HUNG VASİSTAS	✓	-
TILT & TURN OPENING ÇİFT EKSEN AÇILIM	✓	✓
TILT & SLIDE OPENING PARALEL SÜRME	-	✓

Performance Values / Performans Değerleri

WATERTIGHTNESS | SU GEÇİRGENLİĞİ - EN12008

2A (50 Pa)	3A (100 Pa)	4A (150 Pa)	5A (200 Pa)	6A (250 Pa)	7A (300 Pa)	8A (450 Pa)	9A (600 Pa)	E... (800+Pa)	E1200 (1200 Pa)
------------	-------------	-------------	-------------	-------------	-------------	-------------	-------------	---------------	-----------------

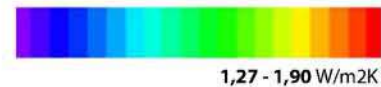
AIR PERMEABILITY | HAVA GEÇİRGENLİĞİ - EN12207

Class 1 (150 Pa)	Class 2 (300 Pa)	Class 3 (450 Pa)	Class 4 (600 Pa)
------------------	------------------	------------------	------------------

RESISTANCE TO WIND LOAD | RÜZGAR DAYANIMI - EN12210

(400 Pa)	(800 Pa)	(1200 Pa)	C4/B4 (1600 Pa)	(2000 Pa)	(2000+ Pa)
----------	----------	-----------	-----------------	-----------	------------

THERMAL INSULATION VALUE
SİSTEM UF DEĞERİ - EN ISO 10077-2









1,27 - 1,90 W/m2K

systemproperties / sistembilgisi

Construction Depth	Frame : 84 mm - Vent : 93.5 mm	Derinlik	Kasa : 84 mm - Kanat : 93.5 mm
Glazing	Glazing from 28 mm up to 68 mm with dry EPDM gaskets. The choice of joists and glazing beads depend on the thickness of the glass. According to the tolerances of the glazing either a smaller or bigger joint and or glazing bead is used.	Cam Kalınlığı	Cam kalınlığı EPDM fitil ile birlikte 28 mm - 68 mm aralığındadır. Bağlantı ve çita cam kalınlığına göre seçilmelidir. Cam toleransına göre küçük yada büyük bağlantı veya cam çitası kullanılır.
Insulation Bar Thermal Permability	42 mm (Uf) 1,27 - 1,90 W / m ² K	Isı Bariyeri	42 mm
Opening Opportunities	<ul style="list-style-type: none"> • Fixed • Top Hung • Side Hung Window • Tilt & Turn Window • Double Sash • Angular • Inside Opening Door • Inside Opening Double Sash Door • Outside Opening Door • Outside Opening Double Sash Door • Tilt & Slide Opening Door • Outwards Outward - 1 (Handle on sash) Outward - 2 (Handle on frame) 	Isı Geçirgenliği	(Uf) 1,27 - 1,90 W / m ² K
Connections	Die cast and also pres corner joints can apply for fixing corners. The transoms are fixed with screw through the outer frame.	Açılım Seçenekleri	<ul style="list-style-type: none"> • Sabit • Vasisas • Tek Açılım • Çift Açılım • Çift Kanat Açılım • Açılı Dönüş • İçe Açılır Kapı • İçe Açılır Çift Kanat Kapı • Dışa Açılır Kapı • Dışa Açılır Çift Kanat Kapı • Paralel Sürme • Dışa Açılımlar Outward - 1 (Kol Kanatta) Outward - 2 (Kol Kasada)
Gaskets	The opening windows have a central gasket, an acoustical gasket and glazing gaskets in EPDM	Bağlantılar	Köşeyi birleştirmek için pimli veya pres köşe bağlantıları uygulanabilir. Orta kayıtlar dış kasadan vida atılarak bağlanır.
Drainage	For maximum performance, you should follow the instructions in the catalogue.	Fitil	Açılır pencerelerde tozluk fitili, akustik fitil ve cam fitilleri EPDM'dir.
		Su Tahliye	Maksimum performans için katalogdaki talimatları takip etmelisiniz.

productionproperties / üretimbilgisi

	The aluminium profiles have been extruded from the alloy AlMgSi 0.5 as F22 according to the EN 12020.		Alüminyum profiller AlMgSi 0.5 - F22 alaşımından ve EN 12020 standardına göre üretilir.
Alloy	Physical Properties <ol style="list-style-type: none"> 1. Density : 2.70 Kg / dm³ 2. Modules of Elasticity : 69 kN / mm² 3. Resistivity : 20° 33 n Ω .m 4. Melting point : 600 - 655 °C 5. Linear expeansion coefficient : 20 - 100°C μ °C⁻¹ Mechanical Properties <ol style="list-style-type: none"> 1. Tensile strength : Min 215 MPa 2. Yield strength : 190 MPa 3. Elongation : % 10 4. Hardness : 67 Brinell 	Alaşım	Fiziksel Özellikler <ol style="list-style-type: none"> 1. Yoğunluk : 2.70 Kg / dm³ 2. Elastisite Modülü : 69 kN / mm² 3. Direnç : 20° 33 n Ω .m 4. Erime Noktası : 600 - 655 °C 5. Genişleme Katsayısı : 20 - 100°C μ °C⁻¹ Mekanik Özellikler <ol style="list-style-type: none"> 1. Kopma Dayanıklılığı : Min 215 MPa 2. Elastisite Limiti : 190 MPa 3. Uzama : % 10 4. Sertlik : 67 Brinell
Surface Treatment	Anodising In anodising process , microns of the profiles for the inside and outside use are different. The complete anodisation process takes place in accordance with the specifications of QUALANOD . Electrostatic Powder Coating The thermal break allows the profile to be painted when compounded. On average, the coating thickness is minimally 60 micron. The complete powder coating process takes place in accordance with the specifications of QUALICOAT SEASIDE .	Yüzey İşlem	Eloksal Eloksal projesinde profil mikronları iç ve dış kullanım için farklıdır. Bütün eloksal projesi QUALANOD spesifikasyonlarına göre uygulanır. Elektrostatik Toz Boya Isı bariyeri çakıldığında profil boyanabilir. Genel olarak kaplama kalınlığı minimum 60 mikrondur. Bütün toz boya projesi QUALICOAT SEASIDE spesifikasyonlarına göre uygulanır.

ift-Nachweis		
Classification Report		
Number	21-001644-PR02 (NW-A01-02-en-02)	<p>Basis *) EN 14351-1:2008+A2:2016-09 *) and corresponding national versions (e.g. DIN EN) Test report: 21-001644-PR02 PB-A01-02-en-02 Replaces ift-Nachweis: 21-001644-PR02 NW-A01-02-en-01 dated 31.03.2021.</p> <p>Representation</p>  <p>Instructions for use The Evidence ("Nachweis") can be used for preparing the Declaration of Performance in accordance with the Construction Products Regulation 305/2011/EU. The results obtained apply to the direct field of application determined in Annex E of EN 14351-1.</p> <p>Validity There is no time limit. When using this document the up-to-dateness of above basis and the conformity of the product have to be observed.</p> <p>Notes on publication The ift-Guidance Sheet "Conditions and Guidance for the Use of ift Test Documents" applies.</p> <p>Identity-Check</p>  <p>www.ift-rosenheim.de/ift-oenveft ID: 576-9EF56</p>
Owner	KURTOGLU ALUMINYUM BAKIR KURSUN SAN. A.S. Haciseremet Mevkii TEM Cortu Cikisi Velimese 59860 Tekirdag Turkey	
Product	Tilt and turn window with fixed sublight	
Designation	System: 84TH Shipping name: 84TH	
Details	Manufacturer: KURTOGLU ALUMINYUM, BAKIR KURSUN SAN. A.S. - Tekirdag; Material: Aluminium system with thermal break; Type of opening: Tilt and turn; Opening direction: DIN right, inward opening; Overall dimensions (W x H): 792 mm x 2000 mm	
Special features	Material compatibility must be taken into account. Material durability must be taken into account.	
Result	<p>Air permeability according to EN 12207:2016-12</p>  Class: 4 <p>Resistance to wind load according to EN 12210:2016-03</p>  Class: C4/B4 <p>Watertightness according to EN 12208:1999-11</p>  Class: E1200	
<p>ift Rosenheim 01.04.2021</p> <div style="display: flex; justify-content: space-around;"> <div style="text-align: center;">  <p>Robert Kolacny, Dipl.-Ing. (FH) Deputy Head of Testing Department Building Component Testing</p> </div> <div style="text-align: center;">  <p>Dimitrios Moustakidis, MSc, Dipl.-Ing. Operating Testing Officer Building Component Testing</p> </div> </div>		

NW-PR01-4002-wp7 (01.12.2019)

ift Rosenheim GmbH
Theodor-Geist-Str. 7-9
D-63026 Rosenheim

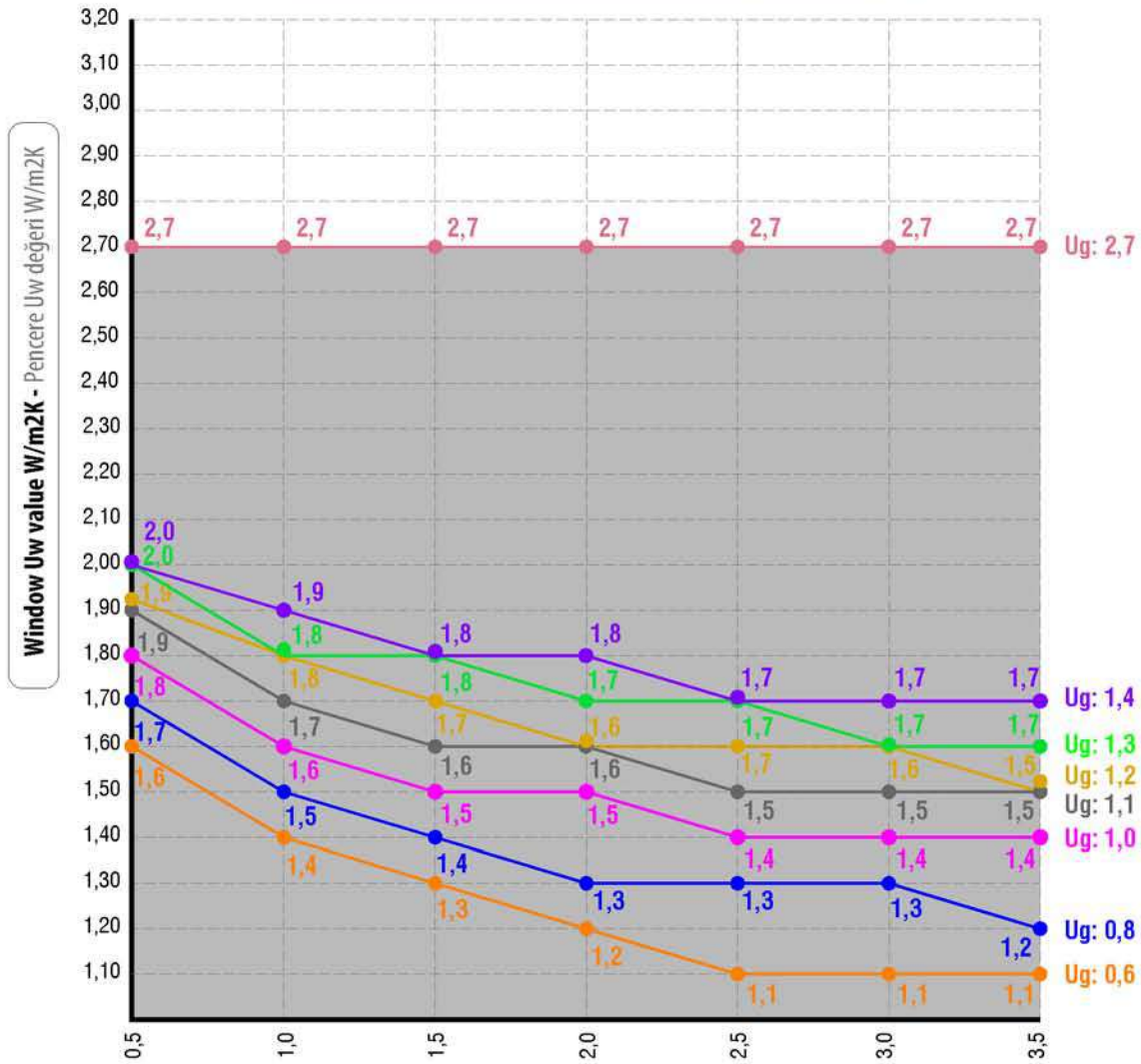
Contact
Phone: +49 8031 261-0
Fax: +49 8031 261-269
www.ift-rosenheim.de

Testing and Calibration – EN ISO/IEC 17025
Inspection – EN ISO/IEC 17020
Product Certification – EN ISO/IEC 17065
Certification of Management Systems – EN ISO/IEC 17021



84T SYSTEM / SİSTEM

THERMAL PERFORMANCE ISOLATION VALUE / ISI GEÇİRGENLİK DEĞERİ **Uw**




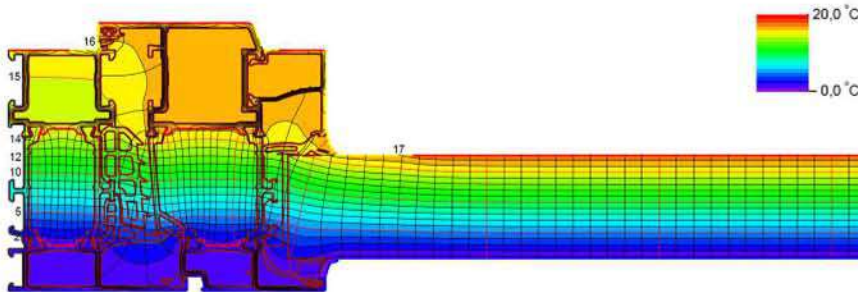
Window area - m2 / Pencere alanı - m2

Spacer Ψ g/p value is
Isı cam ara çıtası
0,11 W/mK

The graphic shows the Uw value of the window system 84T.
The values are applied for six different glasses (Ug 0,6 - 2,7 W/m2K) and areas (m2).
Bu grafik, 84T sistemine ait pencere Uw değerlerini göstermektedir.
Değerler 6 farklı cam (Ug 0,6 - 2,7 W/m2K) ve alanlar (m2) için uygulanmıştır.

THERMAL PERFORMANCE ISOLATION VALUE / ISI GEÇİRGENLİK DEĞERİ **Uf**

84T SYSTEM / SİSTEM

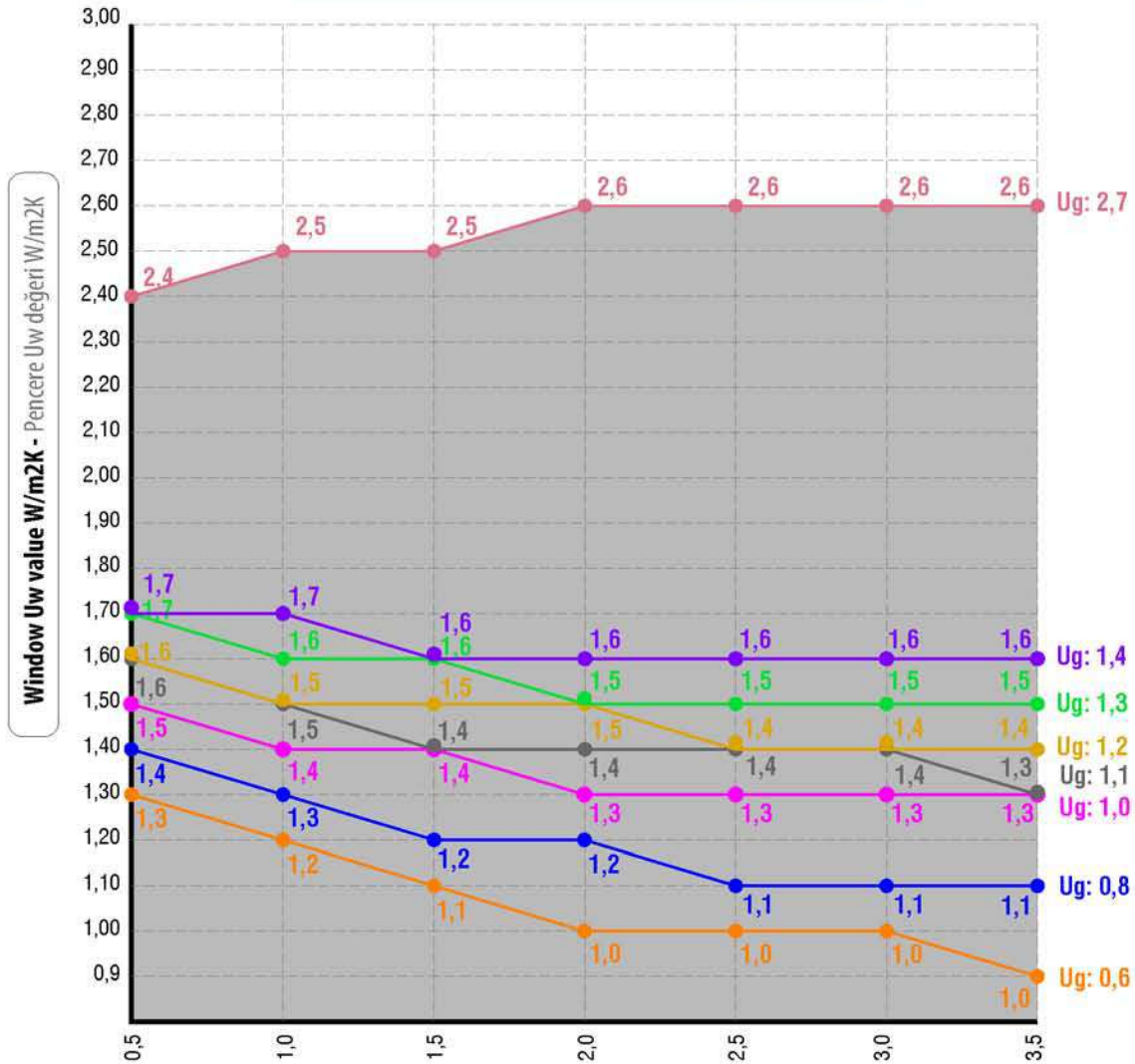


System section Uf value / Sistem kesit Uf değeri **1,90 W/m2K**

84TH SYSTEM / SİSTEM

THERMAL PERFORMANCE ISOLATION VALUE / ISI GEÇİRGENLİK DEĞERİ

Uw



Window area - m2 / Pencere alanı - m2

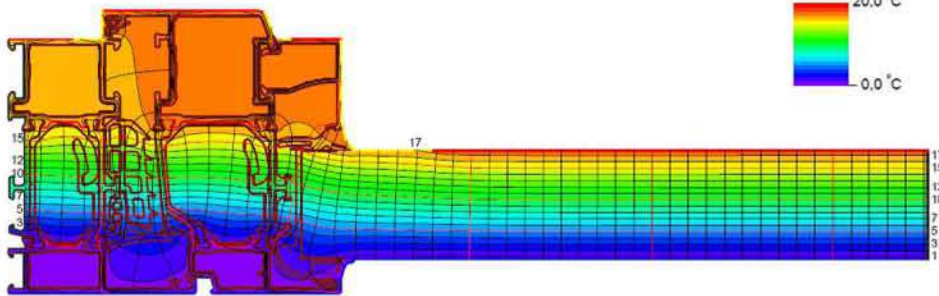
Spacer Ψ g/p value is
Isı cam ara çıtası
0,11 W/mK

The graphic shows the Uw value of the window system 84TH.
The values are applied for six different glasses (Ug 0,6 - 2,7 W/m2K) and areas (m2).
Bu grafik, 84TH sistemine ait pencere Uw değerlerini göstermektedir.
Değerler 6 farklı cam (Ug 0,6 - 2,7 W/m2K) ve alanlar (m2) için uygulanmıştır.

THERMAL PERFORMANCE ISOLATION VALUE / ISI GEÇİRGENLİK DEĞERİ

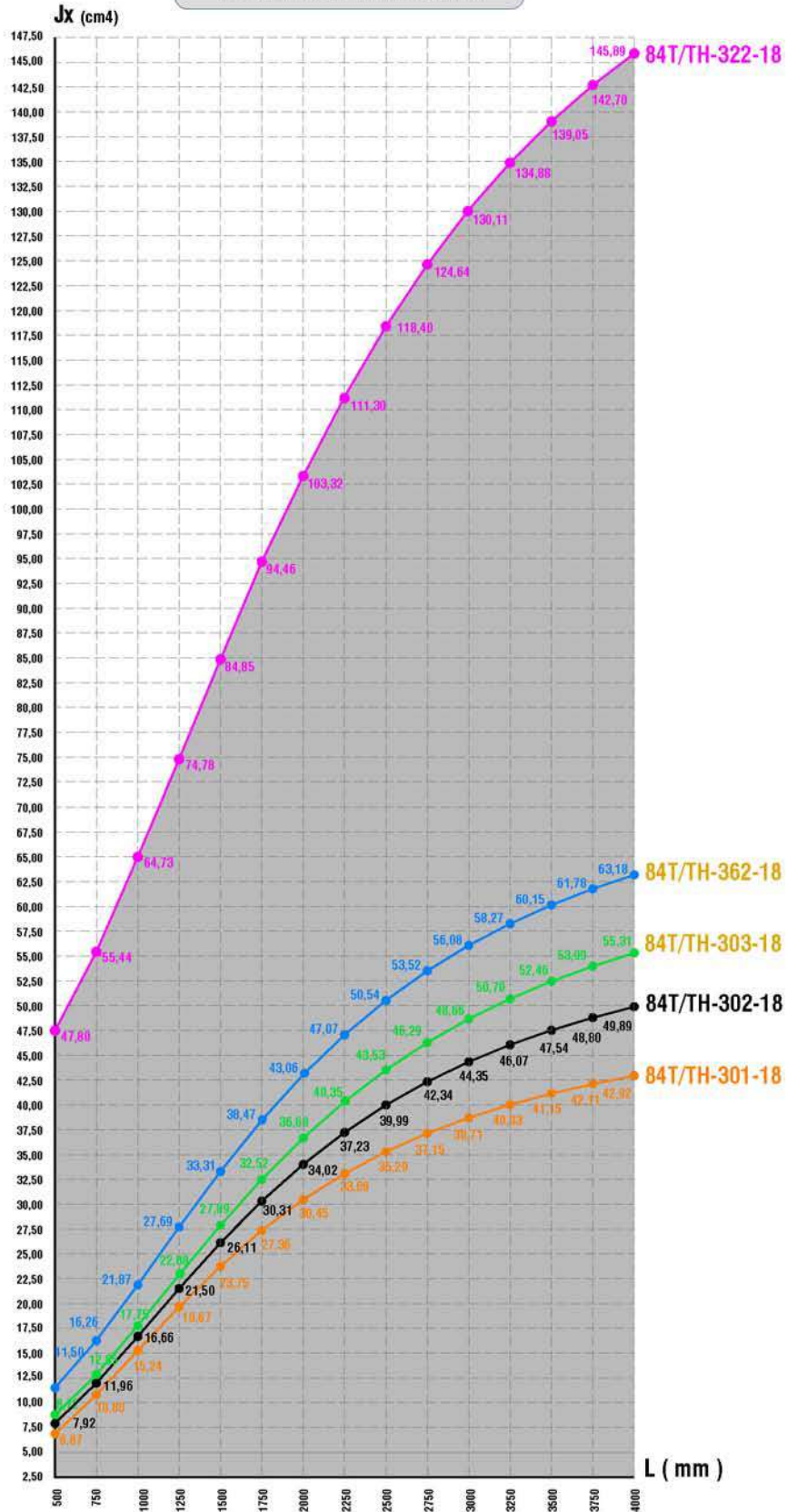
UF

84TH SYSTEM / SİSTEM



System section Uf value / Sistem kesit Uf değeri 1,27 W/m2K

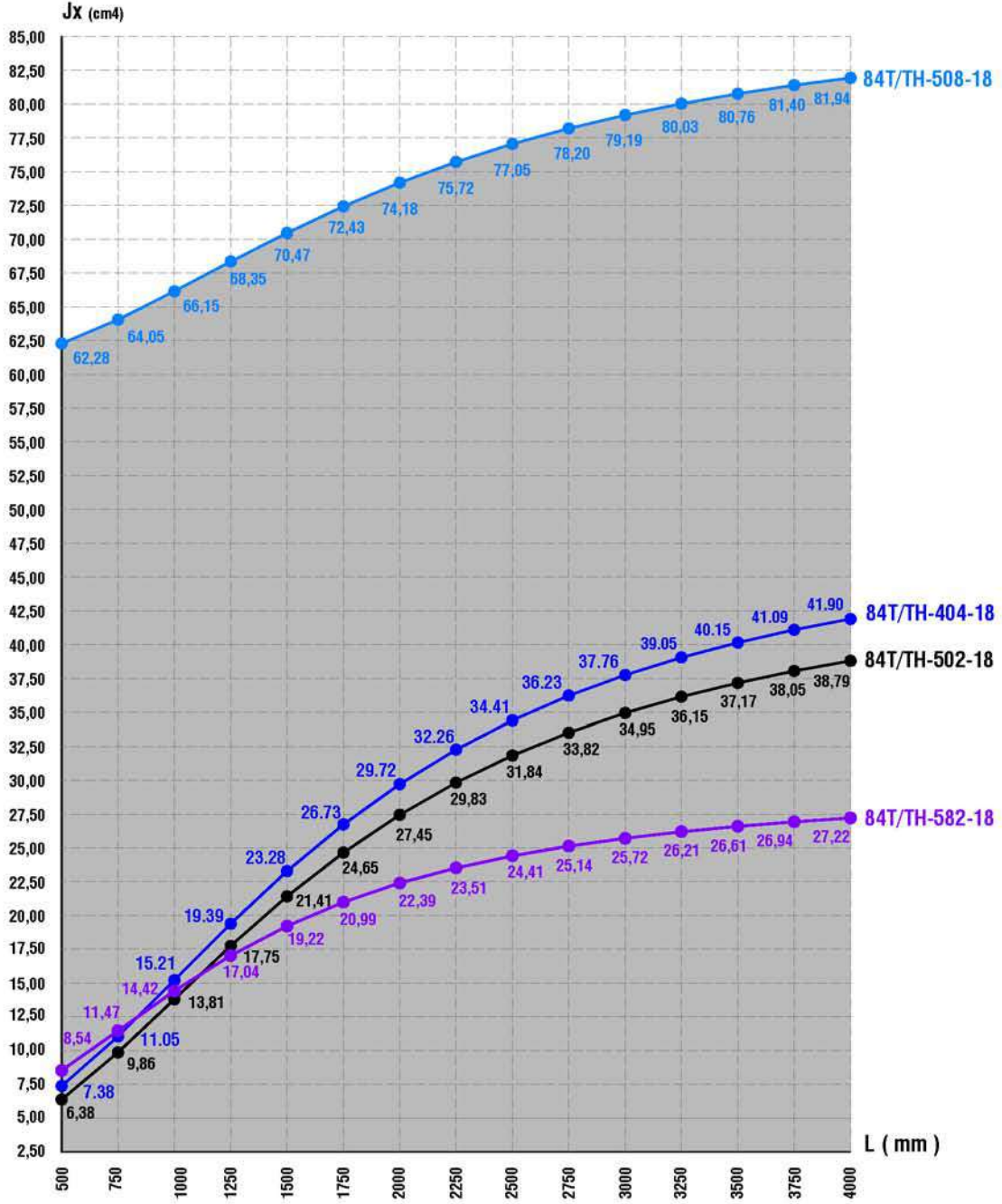
STATIC VALUES / STATİK DEĞERLER



Jy Values / Jy Değerleri

Profile / Profil	84T/TH-301-18	84T/TH-302-18	84T/TH-322-18	84T/TH-303-18	84T/TH-362-18
Jy(cm4)	9,79	17,76	31,24	27,46	18,82

STATIC VALUES / STATİK DEĞERLER






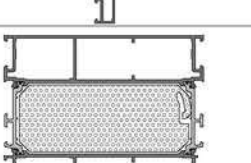
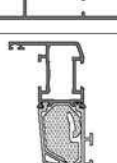
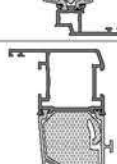
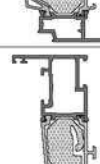



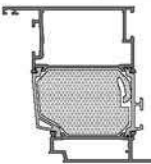



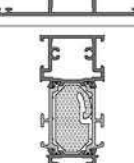
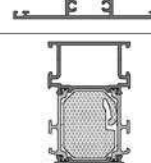
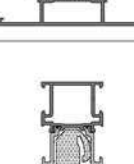
Jy Values / Jy Değerleri

Profile / Profil	84T/TH-404-18	84T/TH-502-18	84T/TH-508-18	84T/TH-582-18
Jy(cm4)	7,56	8,39	-	5,43


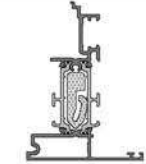


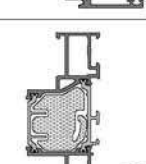
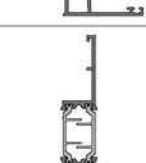
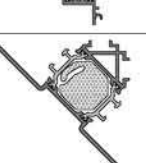
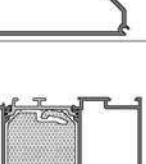
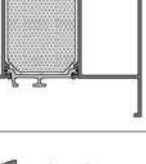


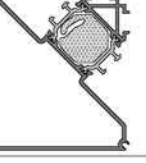

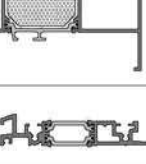


PROFILE INDEX |
PROFIL INDEKS
















profiles / profiller

CODE KOD	DRAWING ÇİZİM	WEIGHT AĞIRLIK Kg/m
84T-102-18		1.719
84TH-102-18		1.735
84T-103-18		1.913
84TH-103-18		1.939
84T-112-18		1.857
84TH-112-18		1.873
84T-122-18		1.944
84TH-122-18		1.960
84T-141-18		2.101
84TH-141-18		2.106
84T-109-18		3.428
84TH-109-18		3.523
84T-201-18		1.676
84TH-201-18		1.690
84T-202-18		1.917
84TH-202-18		1.943
84T-211-18		1.661
84TH-211-18		1.675





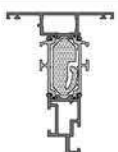







CODE KOD	DRAWING ÇİZİM	WEIGHT AĞIRLIK Kg/m
84T-212-18		1.902
84TH-212-18		1.928
84T-216-18		2.330
84TH-216-18		2.379
84T-217-18		2.277
84TH-217-18		2.324
84T-301-18		1.584
84TH-301-18		1.589
84T-302-18		1.838
84TH-302-18		1.854
84T-312-18		1.972
84TH-312-18		1.988
84T-303-18		2.032
84TH-303-18		2.058
70T-322-18		2.720
70TH-322-18		2.736



















profiles / profiller

CODE KOD	DRAWING ÇİZİM	WEIGHT AĞIRLIK Kg/m
84T-362-18		1.930
84TH-362-18		1.946
84T-501-18		1.594
84TH-501-18		1.601
84T-502-18		1.614
84TH-502-18		1.625
84T-404-18		1.642
84TH-404-18		1.658
84T-507-18		1.683
84TH-507-18		1.703
50F-3802-00		0.872
84T-508-20		2.513
84TH-508-20		2.528
84T-411-18		2.900
84TH-411-18		2.967
84T-410-00		1.207

CODE KOD	DRAWING ÇİZİM	WEIGHT AĞIRLIK Kg/m
1516		0.129
58T-405-00		0.374
70T-406-00		0.297
07-211-00		0.183
18-351-00		1.124
18-352-00		0.094
07-506-013		0.186
07-510-013		0.201
07-512-013		0.210
07-111-00		0.233
07-201-00		0.099
07-102-00		0.324
07-103-00		0.488
07-105-00		0.875
07-108-015		0.462

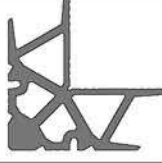
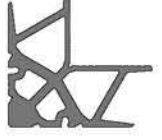
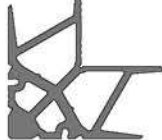





profiles / profiller

CODE KOD	DRAWING ÇİZİM	WEIGHT AĞIRLIK Kg/m
07-107-015		0.900
84T-272-18		2.013
84TH-272-18		2.042
84T-181-18		1.769
84TH-181-18		1.784
84T-182-18		1.647
84TH-182-18		1.662
84T-281-18		1.690
84TH-281-18		1.702
84T-582-18		1.372
84TH-582-18		1.382
70T-583-18		0.182
70T-584-18		0.320
08-207-00		0.290
08-208-00		0.298
08-209-00		0.308
08-212-00		0.323

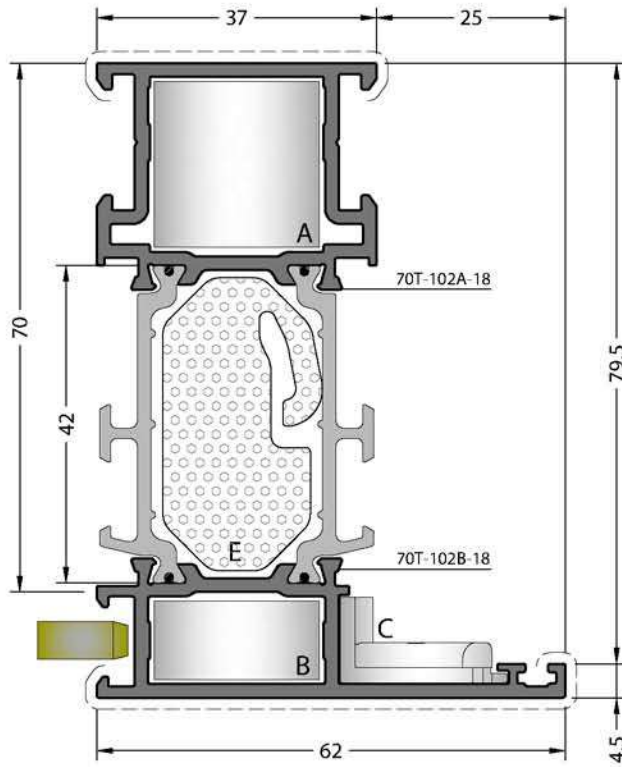
CODE KOD	DRAWING ÇİZİM	WEIGHT AĞIRLIK Kg/m
08-213-00		0.339
08-217-00		0.351
08-215-00		0.369
08-216-00		0.393
08-222-00		0.417
08-221-00		0.426
08-223-00		0.454
08-224-00		0.465
08-107-00		0.262
08-108-00		0.269
08-109-00		0.280
08-112-00		0.291
08-113-00		0.300
08-117-00		0.309
08-115-00		0.317
08-221-00		0.426
08-223-00		0.454
08-224-00		0.465

profiles / profiller

CODE KOD	DRAWING ÇİZİM	WEIGHT AĞIRLIK Kg/m
09-107-00		1.941
09-119-00		2.168
09-101-00		2.561
09-102-00		2.984
09-144-00		3.349
09-145-00		3.557
09-103-00		3.689
09-143-00		4.086
09-146-00		4.562

CODE KOD	DRAWING ÇİZİM	WEIGHT AĞIRLIK Kg/m
09-124-00		4.572
09-108-00		5.071
09-147-00		5.532
09-131-00		5.673
09-148-00		5.680
70T-911-00		0.581
70T-912-00		0.566
70T-913-00		0.895

PROFILES
PROFILLER



CODE / KOD

84T-102-18

84TH-102-18

THEORETICAL WEIGHT / TEORİK AĞIRLIK (kg/m)

1.719

1.735

PRESS CORNER JOINT

PRES KÖŞE BAĞLANTI

MECHANICAL COR. JOINT

MEKANİK KÖŞE BAĞLANTI



A CC-103-22.6



A KC-803-22.4



B CC-103-11.0



B CPA-103-11.0



C EM70-21



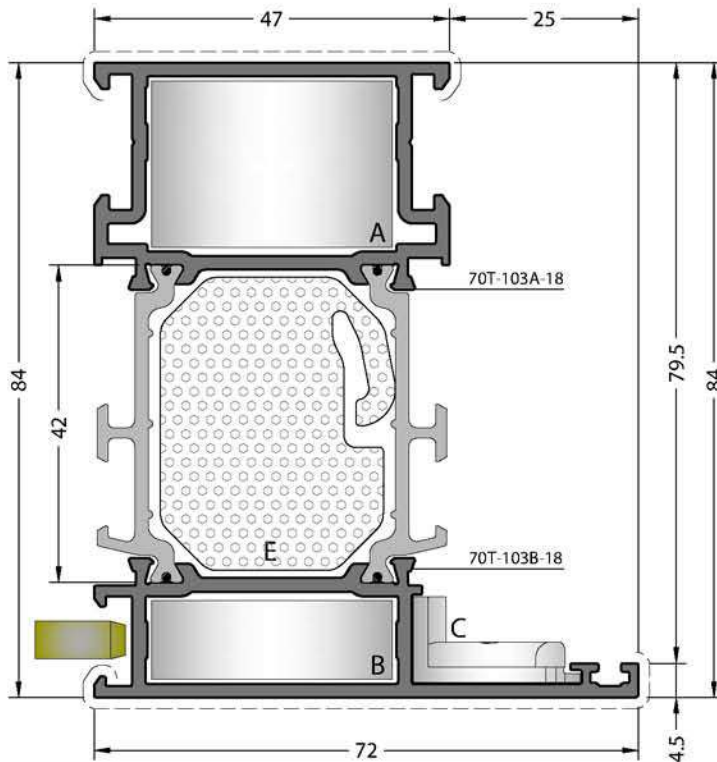
C EM70-21

THERMAL ISOLATION MATERIAL / ISI YALITIM MALZEMESİ



E HM84T-102

* Look to 84T/TH-302-18 profile for T Junctions
T bağlantı için 84T/TH-302-18 profiline bakınız.



CODE / KOD

84T-103-18

84TH-103-18

THEORETICAL WEIGHT / TEORİK AĞIRLIK (kg/m)

1.913

1.939

PRESS CORNER JOINT

PRES KÖŞE BAĞLANTI

MECHANICAL COR. JOINT

MEKANİK KÖŞE BAĞLANTI



A CC-124-22.6



A KC-809-22.4



B CC-124-11.0



B CPA-124-11.0



C EM70-21



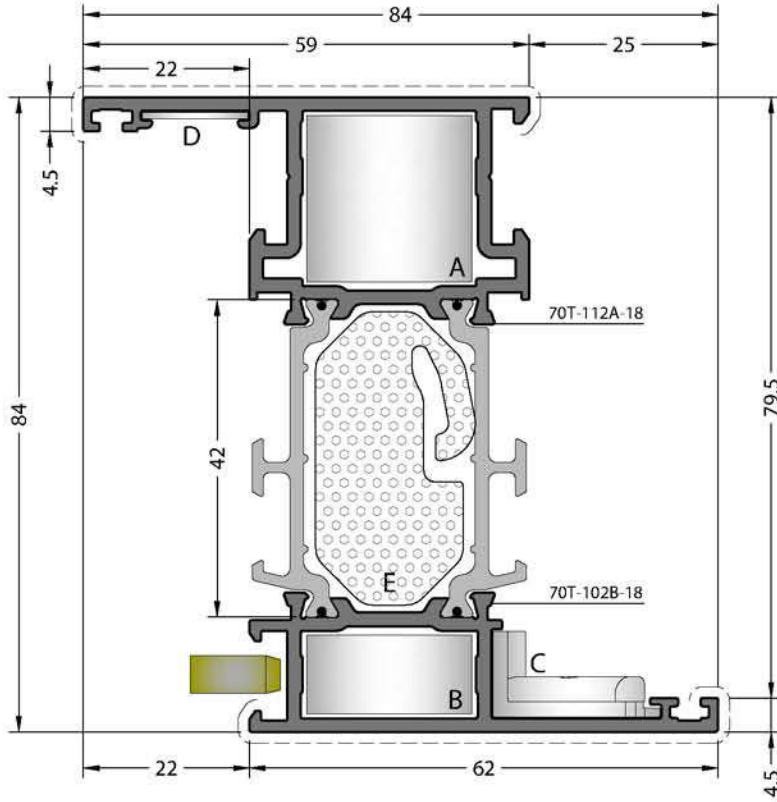
C EM70-21

THERMAL ISOLATION MATERIAL / ISI YALITIM MALZEMESİ



E HM84T-103

* Look to 84T/TH-303-18 profile for T Junctions
T bağlantı için 84T/TH-303-18 profiline bakınız.



CODE / KOD

84T-112-18

84TH-112-18

THEORETICAL WEIGHT / TEORİK AĞIRLIK (kg/m)

1.857

1.873

PRESS CORNER JOINT

PRES KÖŞE BAĞLANTI

MECHANICAL COR. JOINT

MEKANİK KÖŞE BAĞLANTI



A CC-103-22.6



A KC-803-22.4



B CC-103-11.0



B CPA-103-11.0



C EM70-21



C EM70-21



D MK-20.1



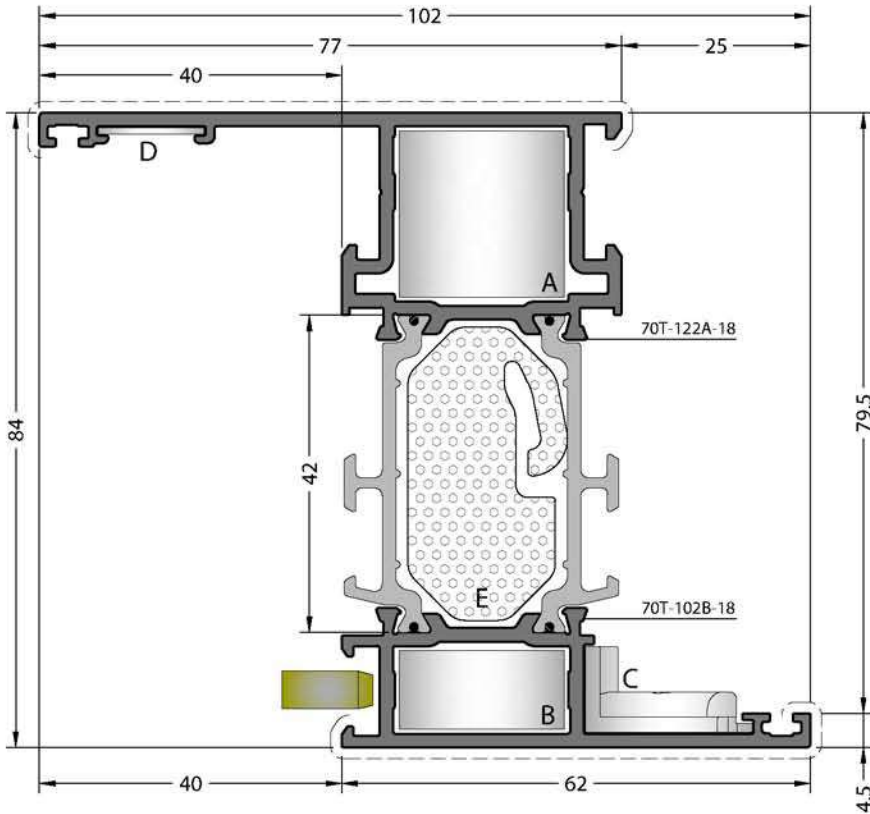
D MK-20.1

THERMAL ISOLATION MATERIAL / ISI YALITIM MALZEMESİ



E HM84T-102

* Look to 84T/TH-302-18 profile for T Junctions
T bağlantı için 84T/TH-302-18 profiline bakınız.



CODE / KOD

84T-122-18

84TH-122-18

THEORETICAL WEIGHT / TEORİK AĞIRLIK (kg/m)

1.944

1.960

PRESS CORNER JOINT

PRES KÖŞE BAĞLANTI

MECHANICAL COR. JOINT

MEKANİK KÖŞE BAĞLANTI



A CC-103-22.6



A KC-803-22.4



B CC-103-11.0



B CPA-103-11.0



C EM70-21



C EM70-21



D MK-20.1



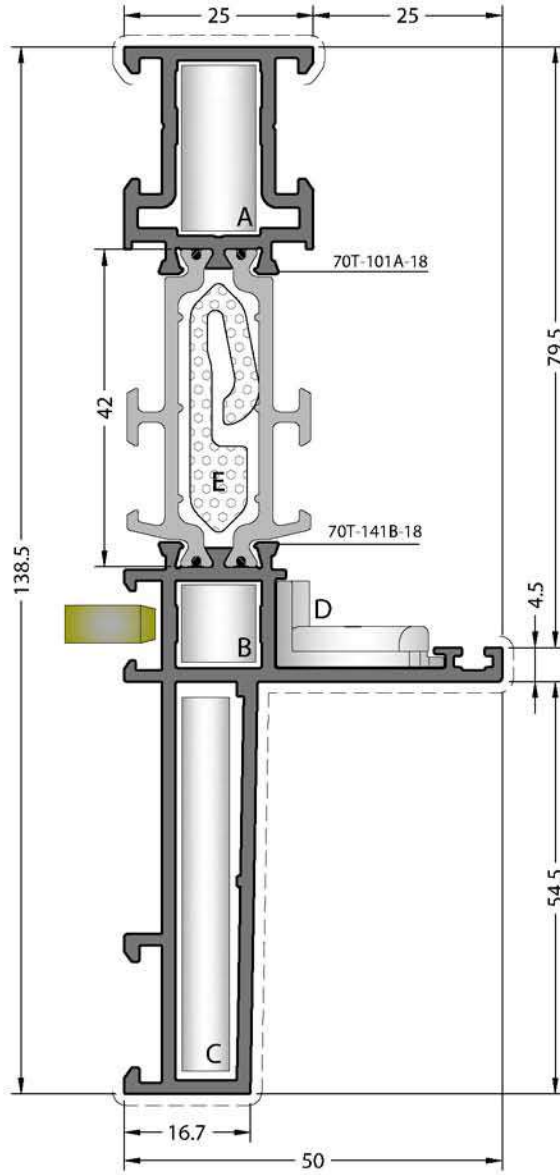
D MK-20.1

THERMAL ISOLATION MATERIAL / ISI YALITIM MALZEMESİ



E HM84T-102

* Look to 84T/TH-302-18 profile for T Junctions
T bağlantı için 84T/TH-302-18 profiline bakınız.



CODE / KOD

84T-141-18

84TH-141-18

THEORETICAL WEIGHT / TEORİK AĞIRLIK (kg/m)

2.101

2.106

PRESS CORNER JOINT

PRES KÖŞE BAĞLANTI



A CC-101-22.7



B CC-101-10.9



C CC-107-50.2



D EM70-21

MECHANICAL COR. JOINT

MEKANİK KÖŞE BAĞLANTI



A KC-801-22.4



B CPA-101-10.9



C CC-107-50.2

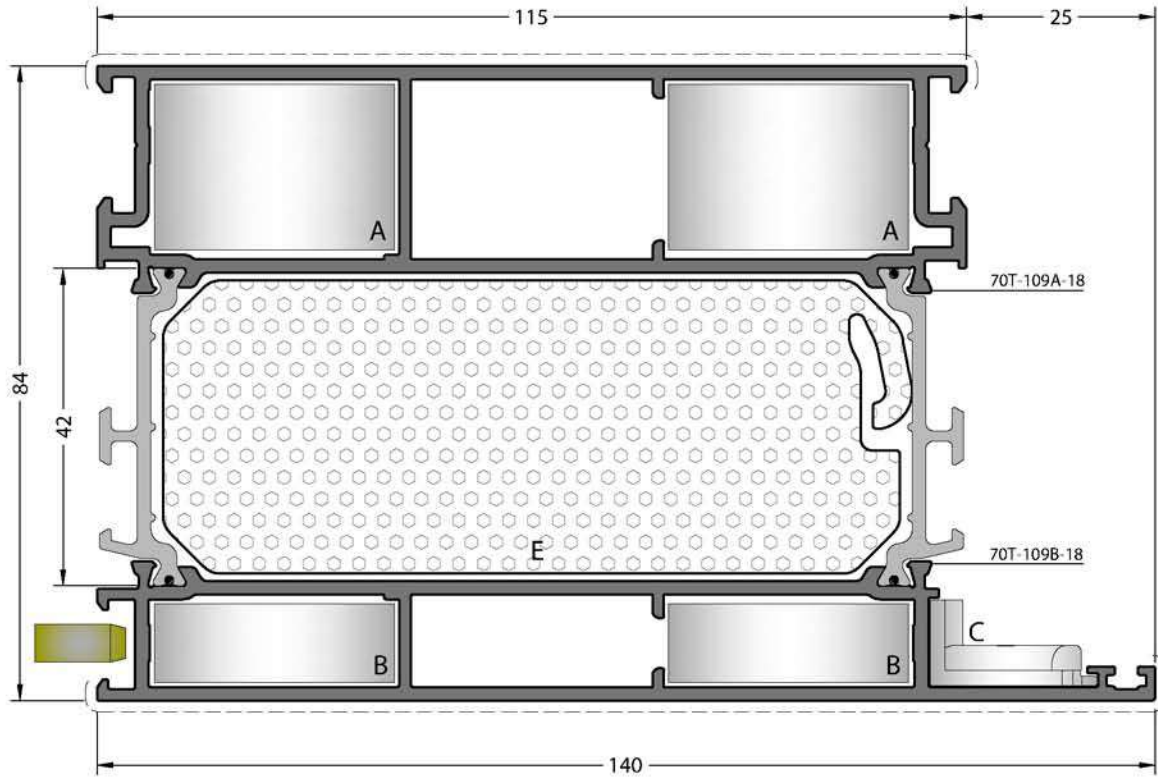


D EM70-21

THERMAL ISOLATION MATERIAL / ISI YALITIM MALZEMESİ



E HM84T-101



CODE / KOD

84T-109-18

84TH-109-18

THEORETICAL WEIGHT / TEORİK AĞIRLIK (kg/m)

3.428

3.523

PRESS CORNER JOINT

PRES KÖŞE BAĞLANTI



A CC-124-22.6



B CC-124-11.0



C EM70-21

MECHANICAL COR. JOINT

MEKANİK KÖŞE BAĞLANTI



A KC-809-22.4



B CPA-124-11.0



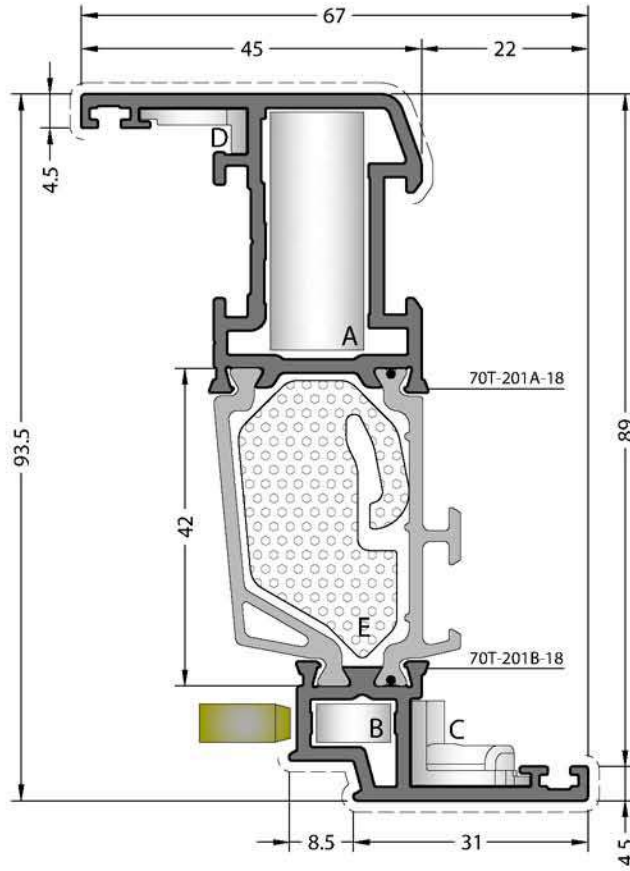
C EM70-21

THERMAL ISOLATION MATERIAL / ISI YALITIM MALZEMESİ



E HM84T-109

* Look to 70T/TH-303-18 profile for T Junctions
* T bağlantı için 70T/TH-303-18 profiline bakınız.



CODE / KOD

84T-201-18

84TH-201-18

THEORETICAL WEIGHT / TEORİK AĞIRLIK (kg/m)

1.676

1.690

PRESS CORNER JOINT

PRES KÖŞE BAĞLANTI

MECHANICAL COR. JOINT

MEKANİK KÖŞE BAĞLANTI



A CC-102-32.1



A KC-802-31.9



B CC-101-05.7



B CPA-101-05.7



C EM70-22



C EM70-22



D EM70-23

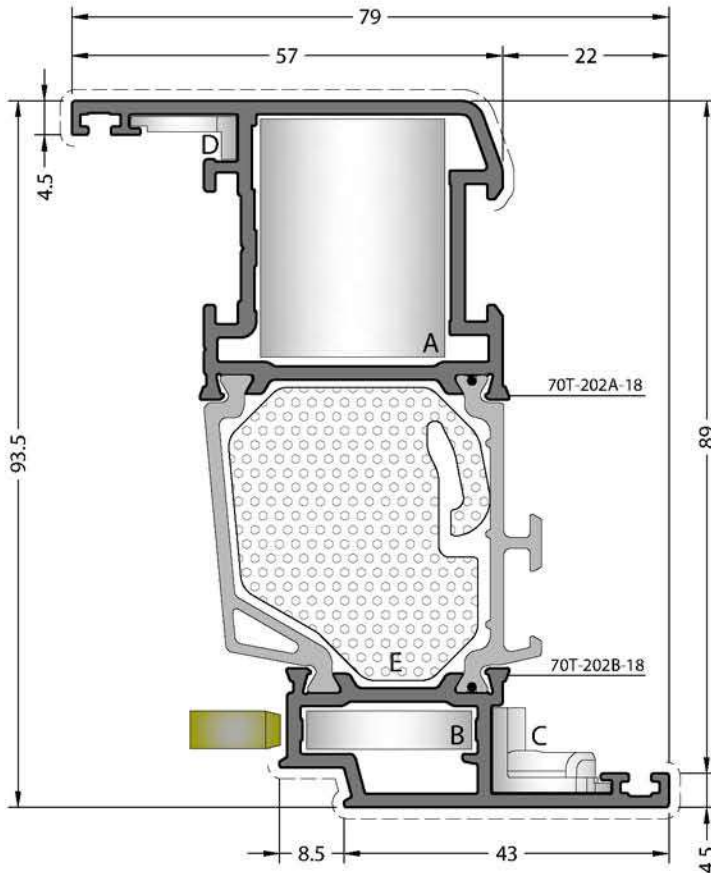


D EM70-23

THERMAL ISOLATION MATERIAL / ISI YALITIM MALZEMESİ



E HM84T-201



CODE / KOD

84T-202-18

84TH-202-18

THEORETICAL WEIGHT / TEORİK AĞIRLIK (kg/m)

1.917

1.943

PRESS CORNER JOINT

PRES KÖŞE BAĞLANTI

MECHANICAL COR. JOINT

MEKANİK KÖŞE BAĞLANTI



A CC-143-32.1



A KC-807-31.9



B CC-103-05.7



B CPA-103-05.7



C EM70-22



C EM70-22



D EM70-23

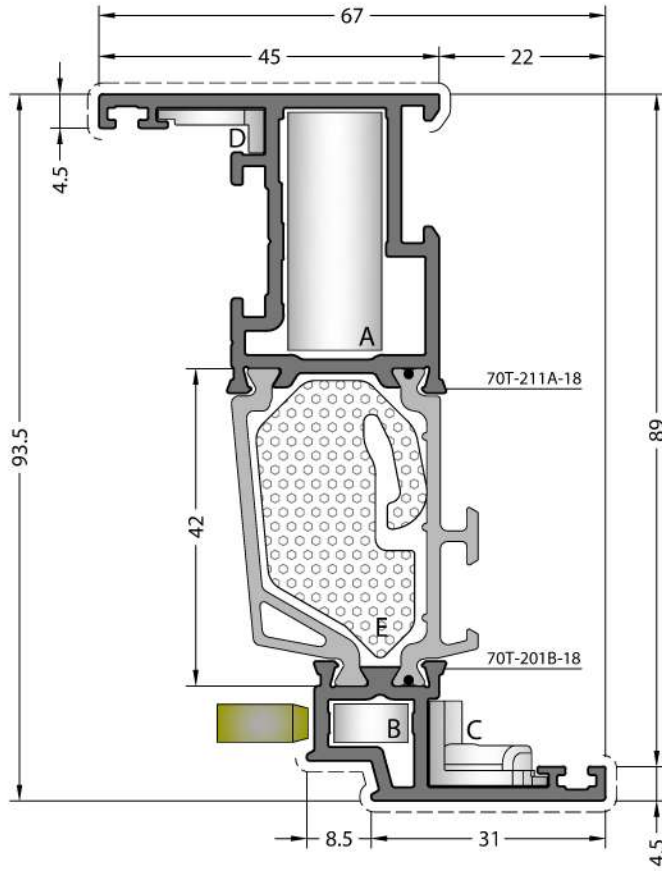


D EM70-23

THERMAL ISOLATION MATERIAL / ISI YALITIM MALZEMESİ



E HM84T-202



CODE / KOD

84T-211-18

84TH-211-18

THEORETICAL WEIGHT / TEORİK AĞIRLIK (kg/m)

1.661

1.675

PRESS CORNER JOINT

PRES KÖŞE BAĞLANTI

MECHANICAL COR. JOINT

MEKANİK KÖŞE BAĞLANTI



A CC-102-32.1



A KC-802-31.9



B CC-101-05.7



B CPA-101-05.7



C EM70-22



C EM70-22



D EM70-23

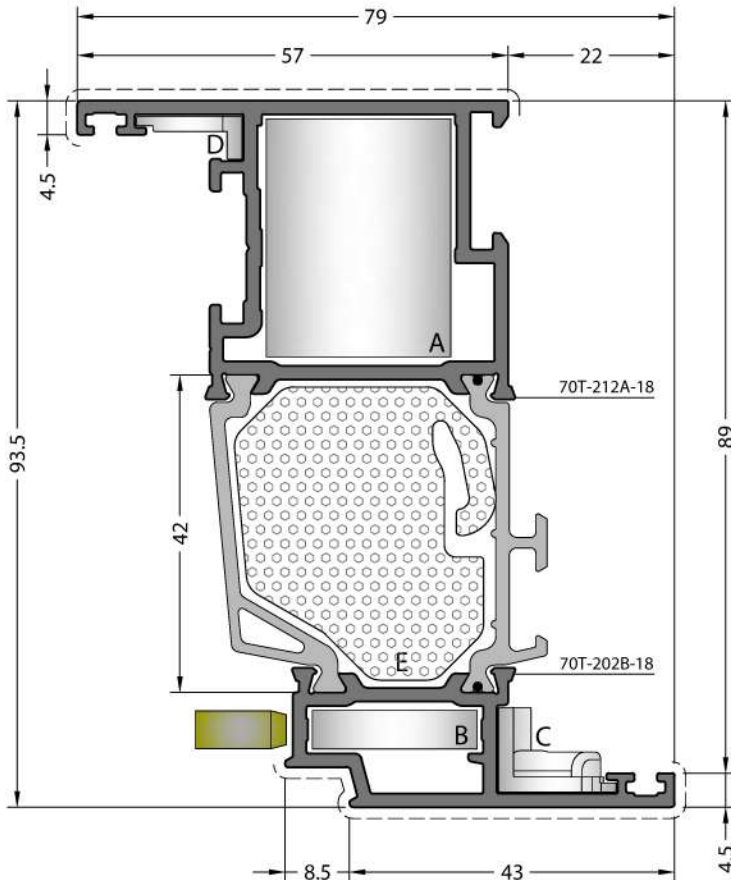


D EM70-23

THERMAL ISOLATION MATERIAL / ISI YALITIM MALZEMESİ



E HM84T-201



CODE / KOD

84T-212-18

84TH-212-18

THEORETICAL WEIGHT / TEORİK AĞIRLIK (kg/m)

1.902

1.928

PRESS CORNER JOINT

PRES KÖŞE BAĞLANTI

MECHANICAL COR. JOINT

MEKANİK KÖŞE BAĞLANTI



A CC-143-32.1



A KC-807-31.9



B CC-103-05.7



B CPA-103-05.7



C EM70-22



C EM70-22



D EM70-23

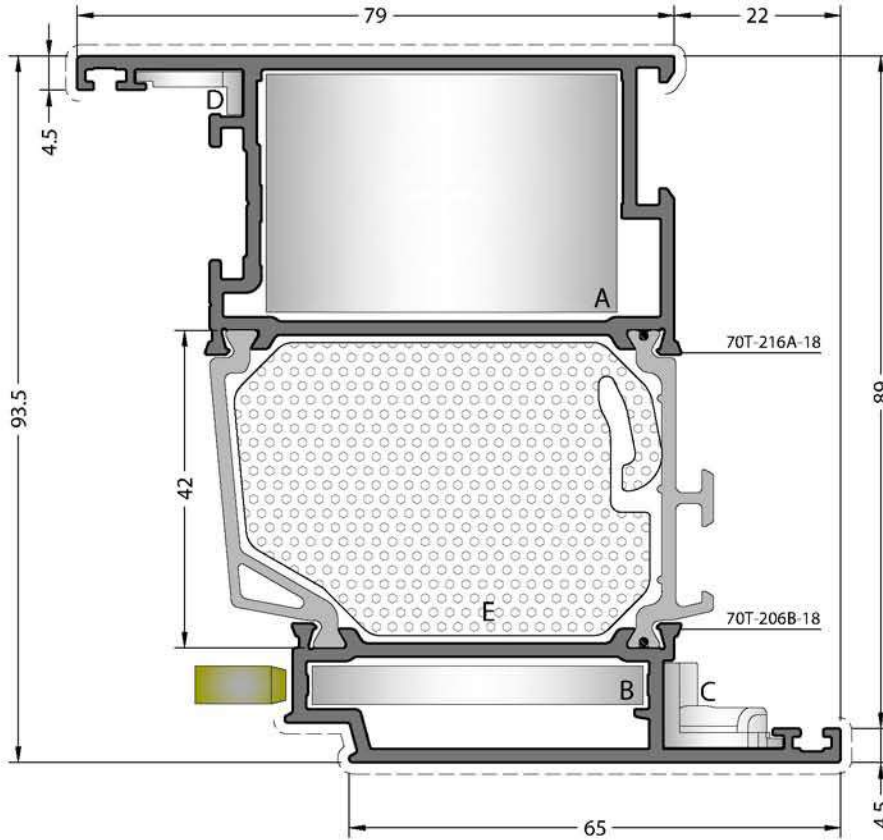


D EM70-23

THERMAL ISOLATION MATERIAL / ISI YALITIM MALZEMESİ



E HM84T-202



CODE / KOD

84T-216-18

84TH-216-18

THEORETICAL WEIGHT / TEORİK AĞIRLIK (kg/m)

2.330

2.379

PRESS CORNER JOINT

PRES KÖŞE BAĞLANTI

MECHANICAL COR. JOINT

MEKANİK KÖŞE BAĞLANTI



A CC-131-32.1



A KC-810-31.9



B CC-147-05.7



B CPA-147-05.7



C EM70-22



C EM70-22



D EM70-23

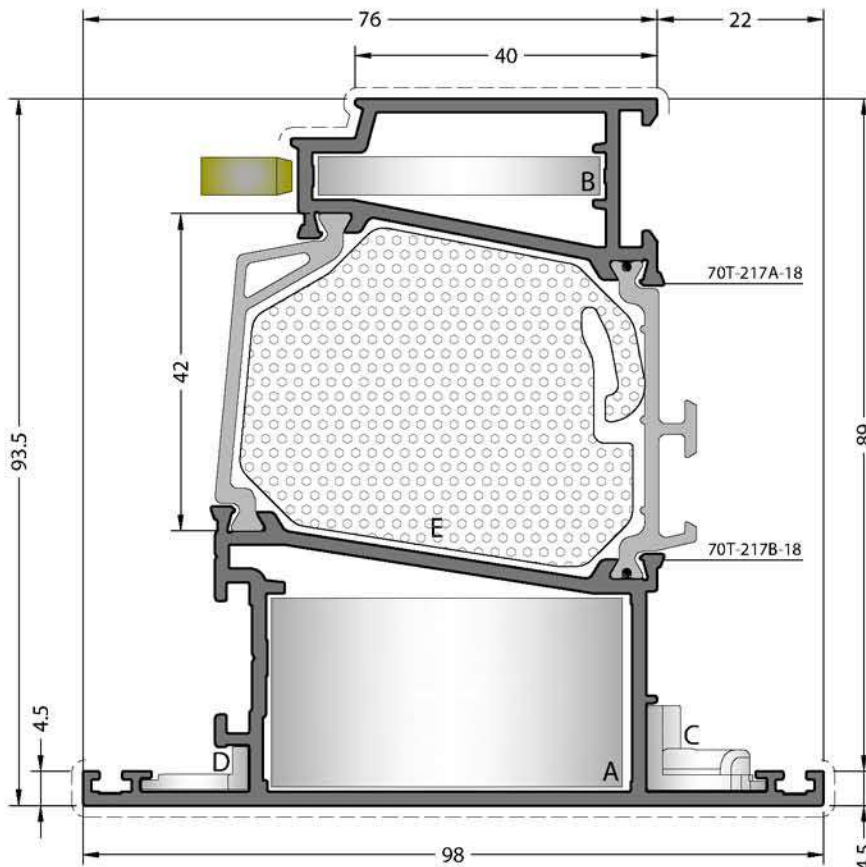


D EM70-23

THERMAL ISOLATION MATERIAL / ISI YALITIM MALZEMESİ



E HM84T-206



CODE / KOD

84T-217-18

84TH-217-18

THEORETICAL WEIGHT / TEORİK AĞIRLIK (kg/m)

2.277

2.324

PRESS CORNER JOINT

PRES KÖŞE BAĞLANTI

MECHANICAL COR. JOINT

MEKANİK KÖŞE BAĞLANTI



A CC-148-25.6



A KC-810-25.4



B CC-108-05.7



B CPA-108-05.7



C EM70-22



C EM70-22



D EM70-23

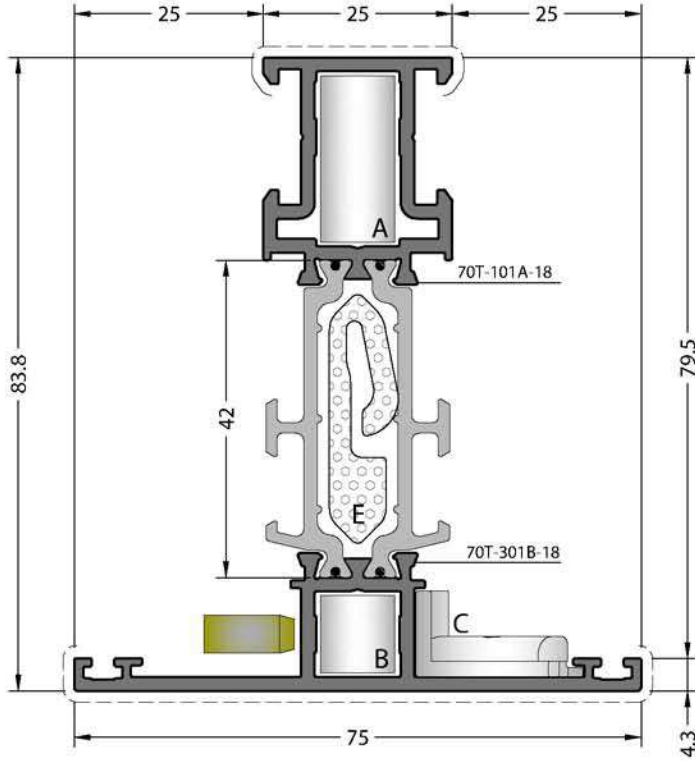


D EM70-23

THERMAL ISOLATION MATERIAL / ISI YALITIM MALZEMESİ



E HM84T-217



CODE / KOD

84T-301-18

84TH-301-18

THEORETICAL WEIGHT / TEORİK AĞIRLIK (kg/m)

1.584

1.589

MONTAGE TO FRAME T JUNCTION

KASAYA ÇEKTİRME BAĞ.



A TJ70T-903-10.4



B TJ70T-901-10.4

MONTAGE TO SASH T JUNCTION

STANDART KANAT ÇEKTİRME BAĞ.



A TJ70T-903-10.4



B TJ70T-902-10.4

PRESS CORNER JOINT

PRES KÖŞE BAĞLANTI



A CC-101-22.7



B CC-101-10.9



C EM70-21

MECHANICAL COR. JOINT

MEKANİK KÖŞE BAĞLANTI



A KC-801-22.4



B CPA-101-10.9

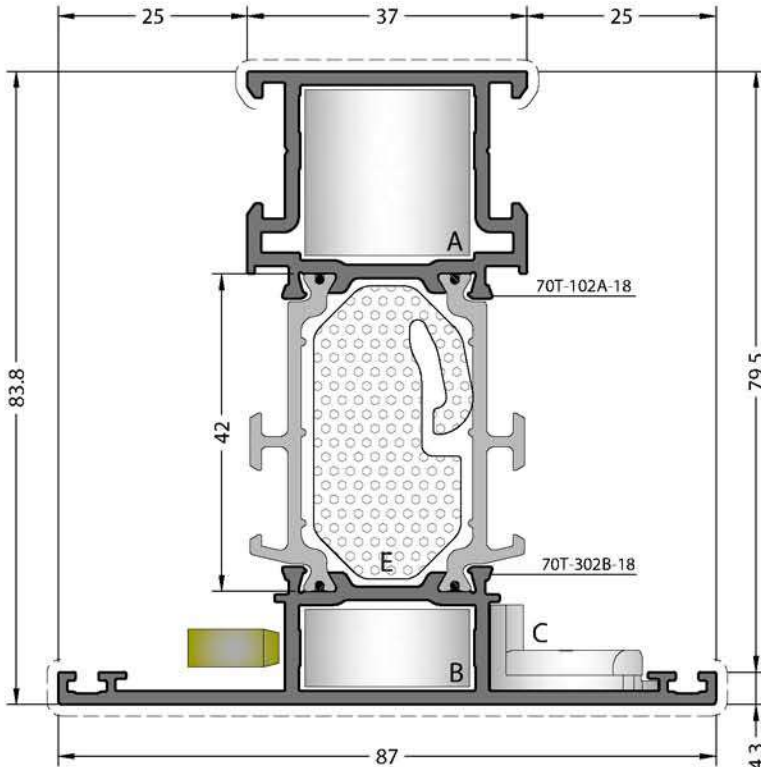


C EM70-21

THERMAL ISOLATION MATERIAL / ISI YALITIM MALZEMESİ



E HM84T-101



CODE / KOD

84T-302-18

84TH-302-18

THEORETICAL WEIGHT / TEORİK AĞIRLIK (kg/m)

1.838

1.854

MONTAGE TO FRAME T JUNCTION

KASAYA ÇEKTİRME BAĞ.



A TJ70T-903-22.4



B TJ70T-901-22.4

MONTAGE TO SASH T JUNCTION

STANDART KANAT ÇEKTİRME BAĞ.



A TJ70T-903-22.4



B TJ70T-902-22.4

PRESS CORNER JOINT

PRES KÖŞE BAĞLANTI



A CC-103-22.6



B CC-103-11.0



C EM70-21

MECHANICAL COR. JOINT

MEKANİK KÖŞE BAĞLANTI



A KC-803-22.4



B CPA-103-11.0

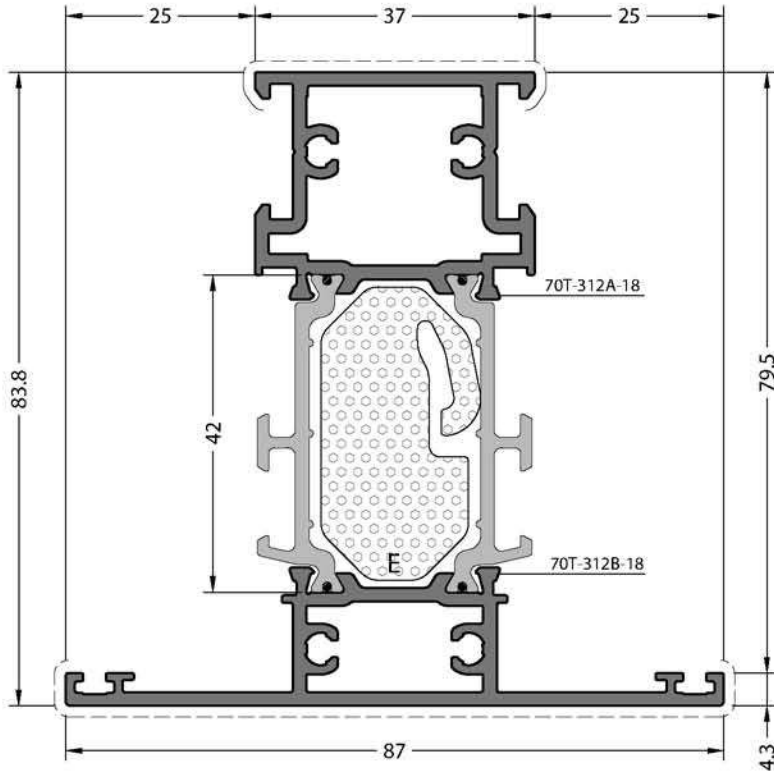


C EM70-21

THERMAL ISOLATION MATERIAL / ISI YALITIM MALZEMESİ



E HM84T-102



CODE / KOD

84T-312-18

84TH-312-18

THEORETICAL WEIGHT / TEORİK AĞIRLIK (kg/m)

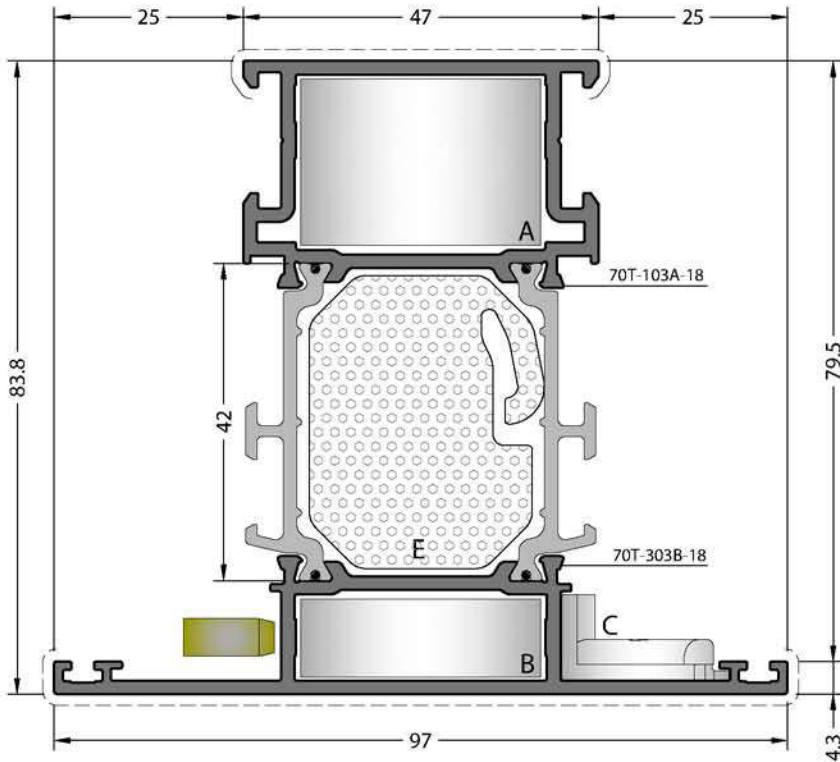
1.972

1.988

THERMAL ISOLATION MATERIAL / ISI YALITIM MALZEMESİ



E HM84T-102



CODE / KOD

84T-303-18

84TH-303-18

THEORETICAL WEIGHT / TEORİK AĞIRLIK (kg/m)

2.032

2.058

MONTAGE TO FRAME T JUNCTION

KASAYA ÇEKTİRME BAĞ.



A TJ70T-903-32.4



B TJ70T-901-32.4

PRESS CORNER JOINT

PRES KÖŞE BAĞLANTI



A CC-124-22.6



B CC-124-11.0



C EM70-21

MONTAGE TO SASH T JUNCTION

STANDART KANAT ÇEKTİRME BAĞ.



A TJ70T-903-32.4



B TJ70T-902-32.4

MECHANICAL COR. JOINT

MEKANİK KÖŞE BAĞLANTI



A KC-809-22.4



B CPA-124-11.0



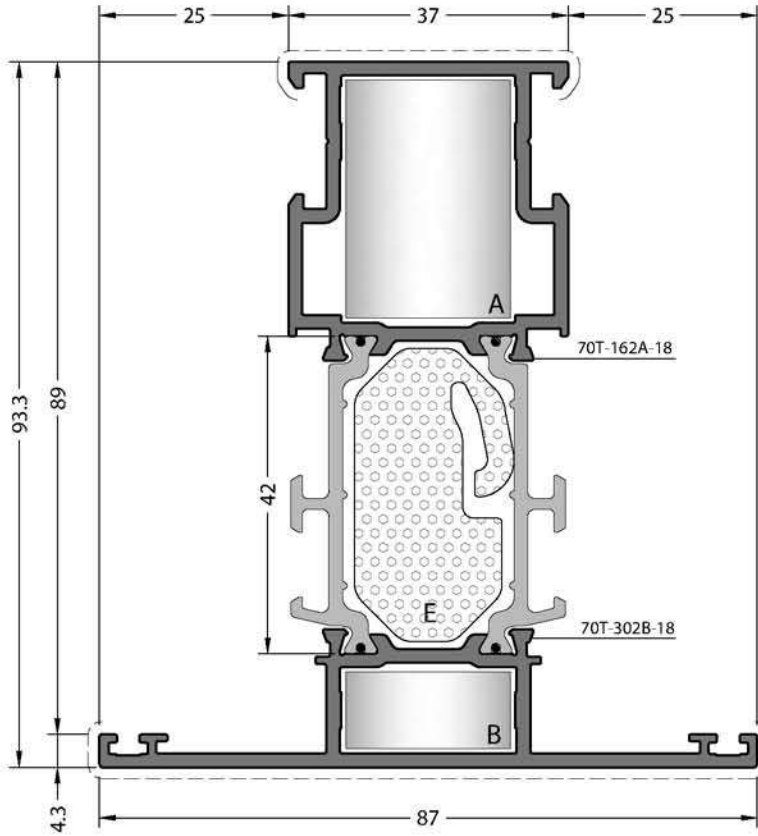
C EM70-21

THERMAL ISOLATION MATERIAL / ISI YALITIM MALZEMESİ



E HM84T-103

This is mullion profile for sash profiles. It is just working with sash profiles pointed at the below.
 Bu profil kanat içi orta kayıttır. Sadece aşağıda belirtilen kanat profilleri ile çalışmaktadır.
 84T/TH-211-18 , 84T/TH-212-18 , 84T/TH-216-18 , 84T/TH-217-18



CODE / KOD

84T-362-18

84TH-362-18

THEORETICAL WEIGHT / TEORİK AĞIRLIK (kg/m)

1.930

1.946

MONTAGE TO FLAT SASH T JUNCTION

DÜZ KANAT ÇEKTİRME BAĞLANTI



A TJ70T-903-22.4



B TJ70T-902-22.4

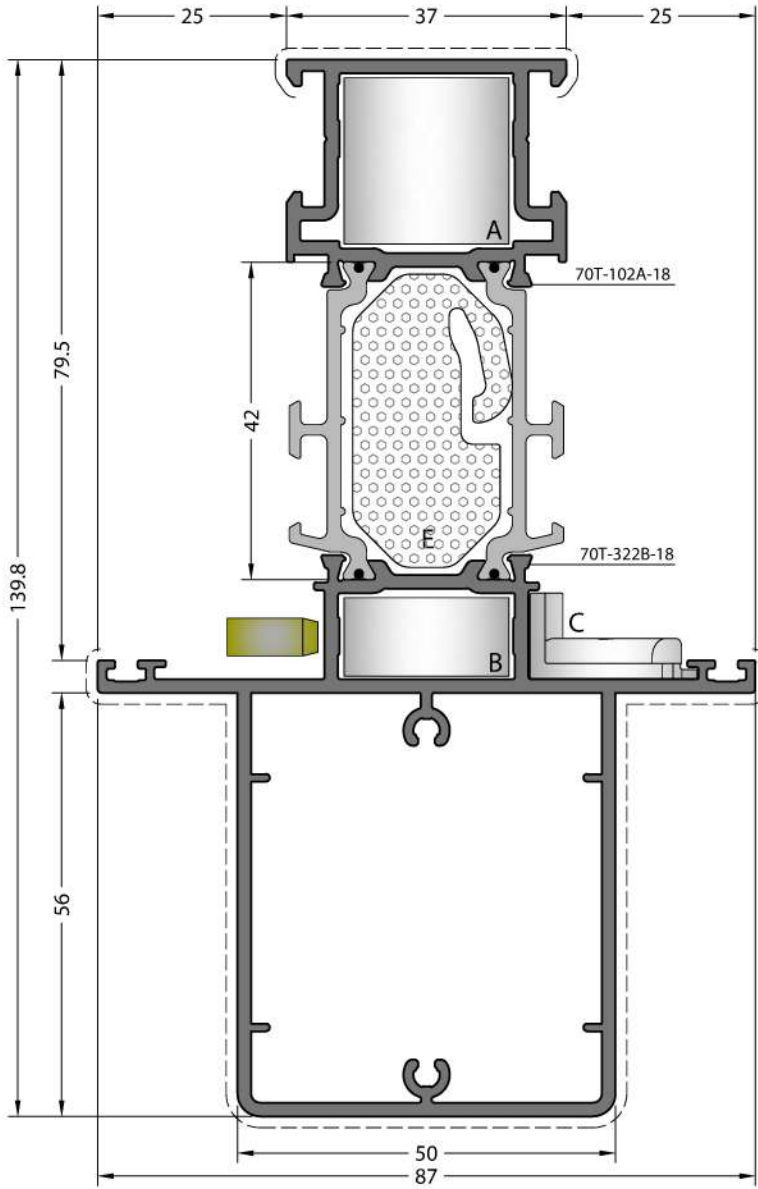


C TJ70T-905-21.4

THERMAL ISOLATION MATERIAL / ISI YALITIM MALZEMESİ



E HM84T-102



CODE / KOD

84T-322-18

84TH-322-18

THEORETICAL WEIGHT / TEORİK AĞIRLIK (kg/m)

2.720

2.736

MONTAGE TO FRAME T JUNCTION

KASAYA ÇEKTİRME BAĞ.



A TJ70T-903-22.4



B TJ70T-901-22.4

MONTAGE TO SASH T JUNCTION

STANDART KANAT ÇEKTİRME BAĞ.



A TJ70T-903-22.4

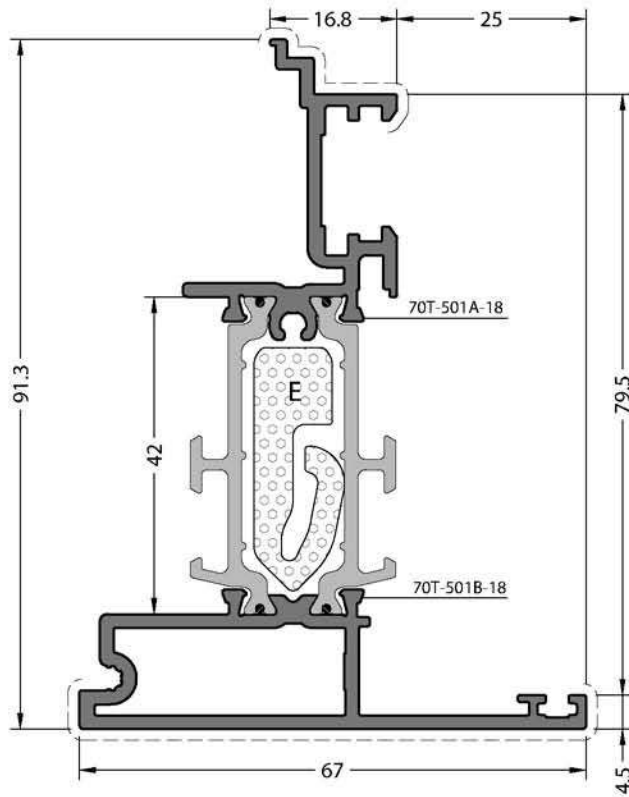


B TJ70T-902-22.4

THERMAL ISOLATION MATERIAL / ISI YALITIM MALZEMESİ



E HM84T-102



CODE / KOD

84T-501-18

84TH-501-18

THEORETICAL WEIGHT / TEORİK AĞIRLIK (kg/m)

1.594

1.601

THERMAL ISOLATION MATERIAL / ISI YALITIM MALZEMESİ

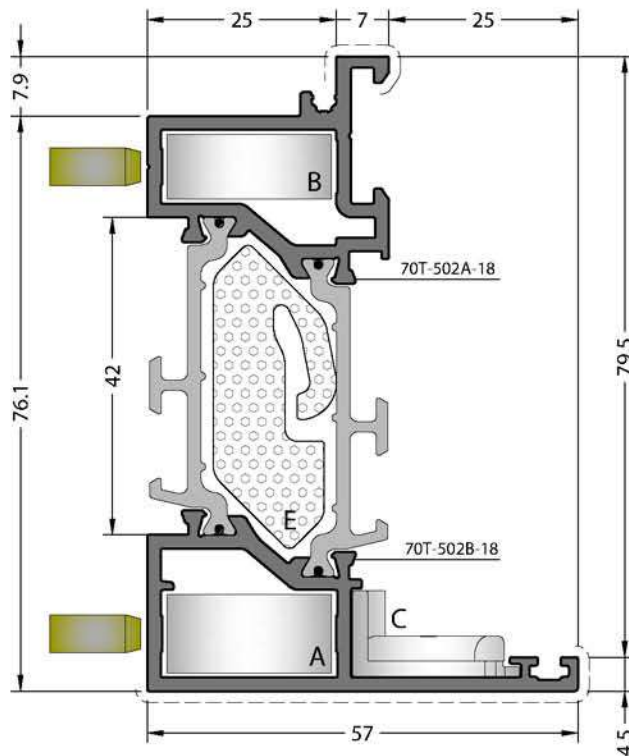


E EM84T-501

ACCESSORY / AKSESUAR



A HM84T-501



CODE / KOD

84T-502-18

84TH-502-18

THEORETICAL WEIGHT / TEORİK AĞIRLIK (kg/m)

1.614

1.625

PRESS CORNER JOINT

PRES KÖŞE BAĞLANTI

MECHANICAL COR. JOINT

MEKANİK KÖŞE BAĞLANTI



A CC-103-11.0



A CPA-103-11.0



B CC-103-09.2



B CPA-103-09.2



C EM70-21

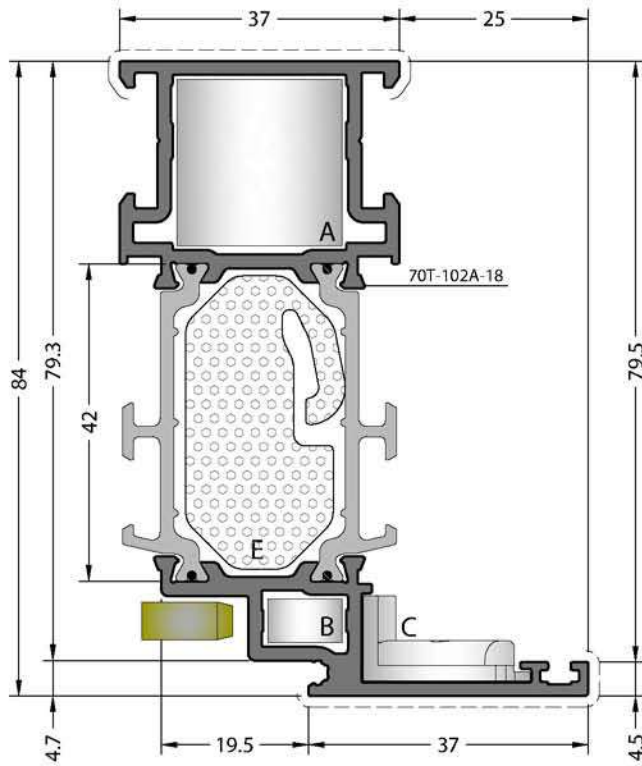


C EM70-21

THERMAL ISOLATION MATERIAL / ISI YALITIM MALZEMESİ



E HM84T-502



CODE / KOD

84T-404-18

84TH-404-18

THEORETICAL WEIGHT / TEORİK AĞIRLIK (kg/m)

1.642

1.658

PRESS CORNER JOINT

PRES KÖŞE BAĞLANTI

MECHANICAL COR. JOINT

MEKANİK KÖŞE BAĞLANTI



A CC-103-22.6



A KC-803-22.4



B CC-101-06.3



B CPA-101-06.3



C EM70-21

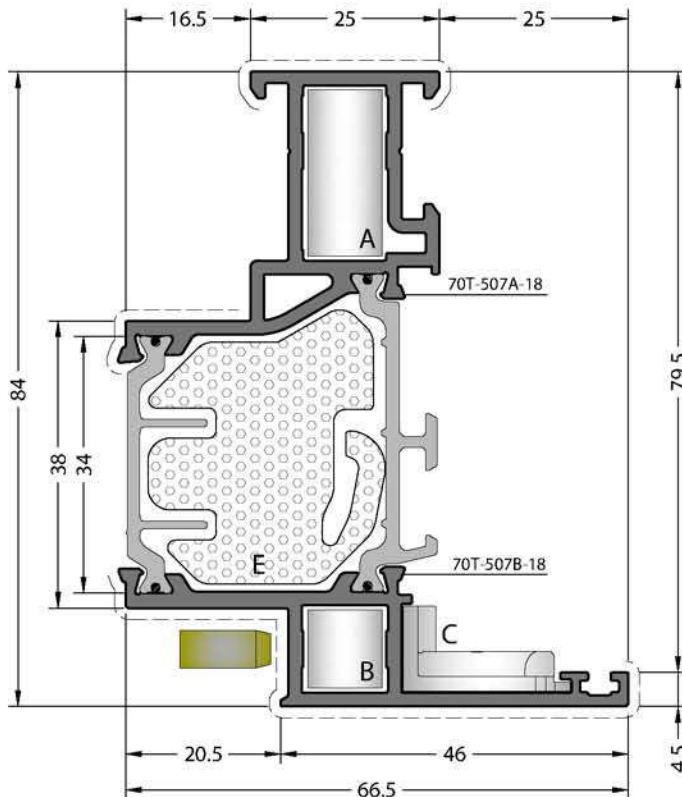


C EM70-21

THERMAL ISOLATION MATERIAL / ISI YALITIM MALZEMESİ



E HM84T-102



CODE / KOD

84T-507-18

84TH-507-18

THEORETICAL WEIGHT / TEORİK AĞIRLIK (kg/m)

1.683

1.703

PRESS CORNER JOINT

PRES KÖŞE BAĞLANTI

MECHANICAL COR. JOINT

MEKANİK KÖŞE BAĞLANTI



A CC-101-22.7



A KC-801-22.4



B CC-101-10.9



B CPA-101-10.9



C EM70-21

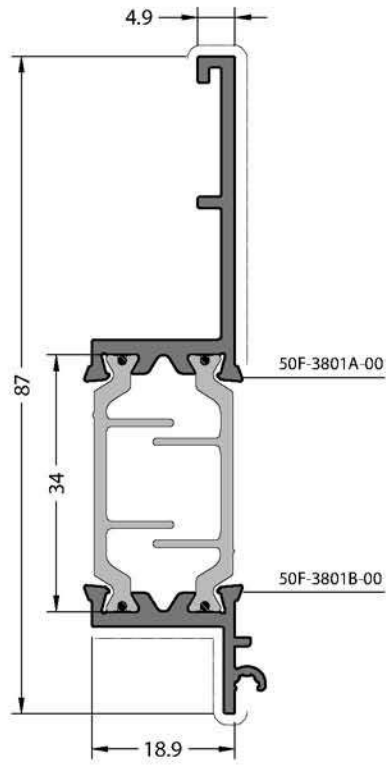


C EM70-21

THERMAL ISOLATION MATERIAL / ISI YALITIM MALZEMESİ



E HM84T-507

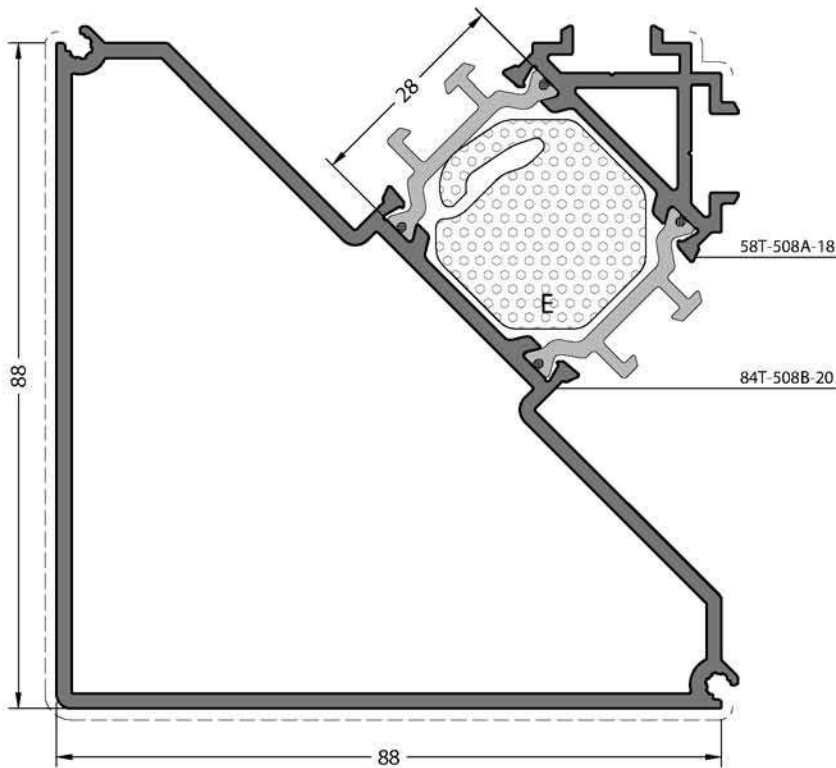


CODE / KOD

50F-3802-00

THEORETICAL WEIGHT / TEORİK AĞIRLIK (kg/m)

0.872



CODE / KOD

84T-508-20

84TH-508-20

THEORETICAL WEIGHT / TEORİK AĞIRLIK (kg/m)

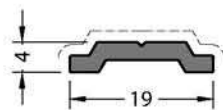
2.513

2.528

THEMAL ISOLATION MATERIAL / ISI YALITIM MALZEMESİ



E HM70T-508A

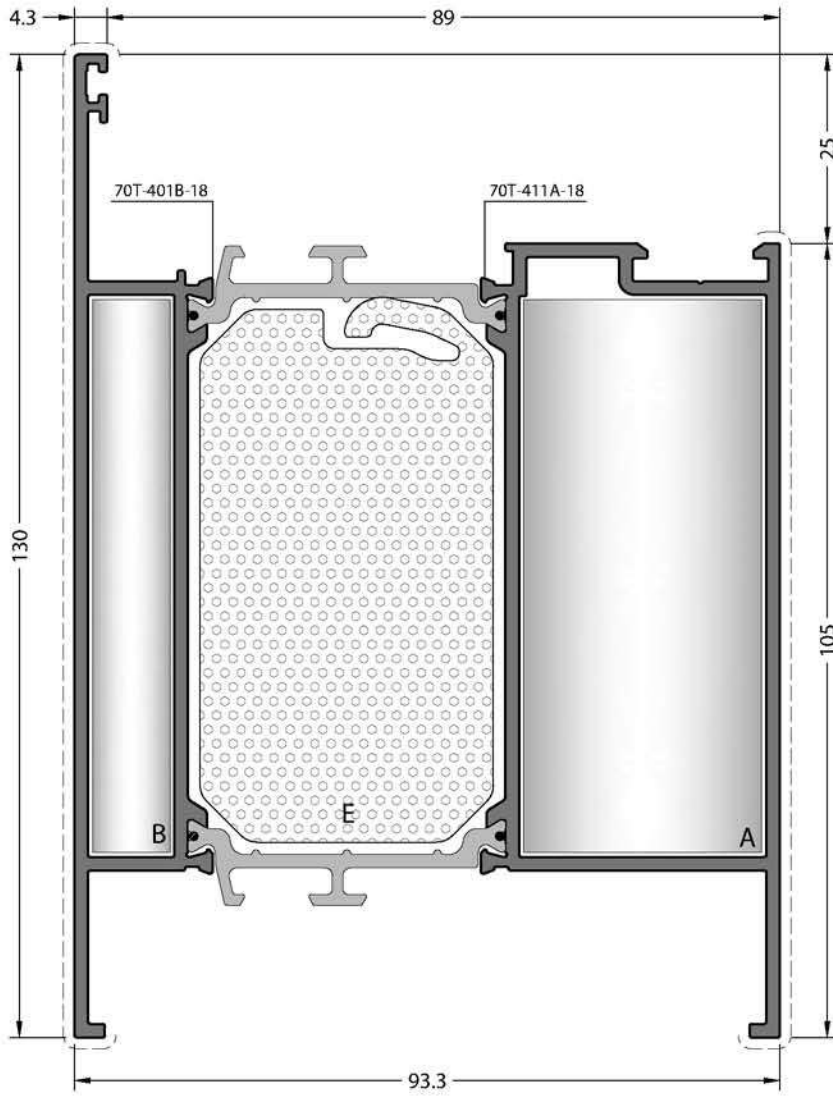


CODE / KOD

1516

THEORETICAL WEIGHT
TEORİK AĞIRLIK (kg/m)

0.129



CODE / KOD

84T-411-18

84TH-411-18

THEORETICAL WEIGHT / TEORİK AĞIRLIK (kg/m)

2.900

2.967

MONTAGE TO FLAT SASH T JUNCTION

DÜZ KANAT ÇEKİRME BAĞLANTI



A TJ70T-903-73.8



B TJ70T-902-73.8

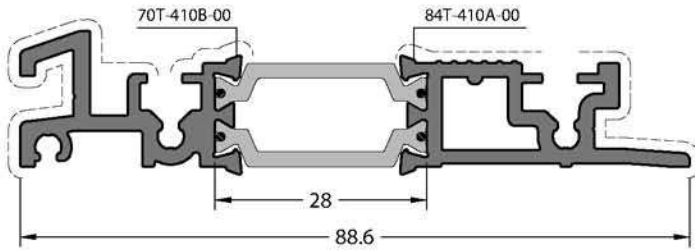


C TJ70T-905-72.8

THERMAL ISOLATION MATERIAL / ISI YALITIM MALZEMESİ



E HM84T-411



CODE / KOD

84T-410-00

THEORETICAL WEIGHT

TEORİK AĞIRLIK (kg/m)

1.207

CODE / KOD

70T-406-00

THEORETICAL WEIGHT

TEORİK AĞIRLIK (kg/m)

0.297

ACCESSORY / AKSESUAR



EM70T-406

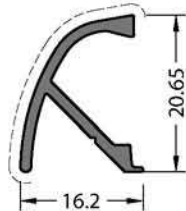
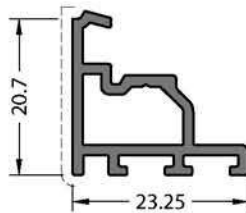
CODE / KOD

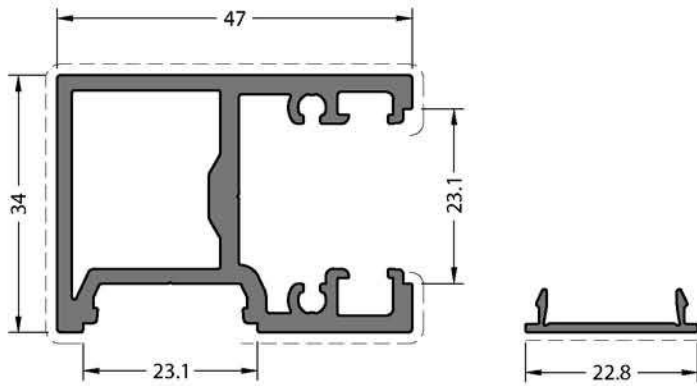
07-211-00

THEORETICAL WEIGHT

TEORİK AĞIRLIK (kg/m)

0.183





CODE / KOD
18-351-00

THEORETICAL WEIGHT
TEORİK AĞIRLIK (kg/m)
1.124

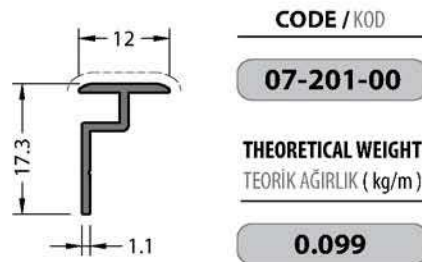
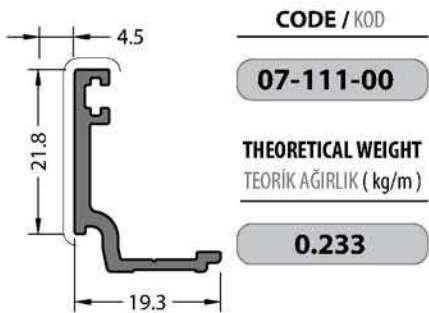
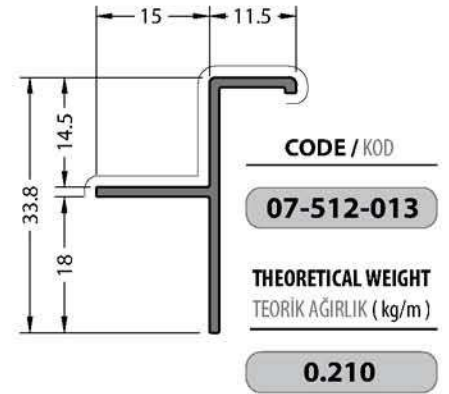
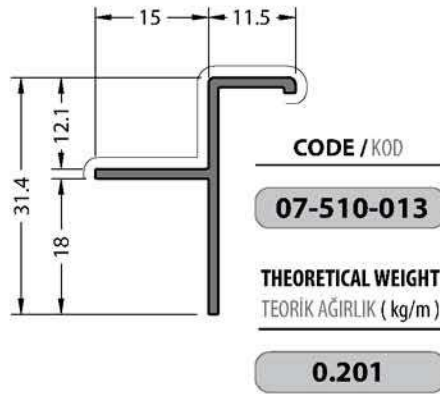
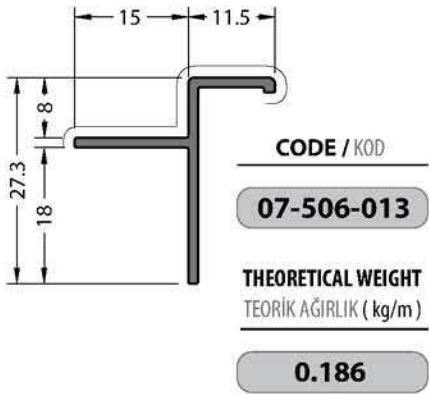
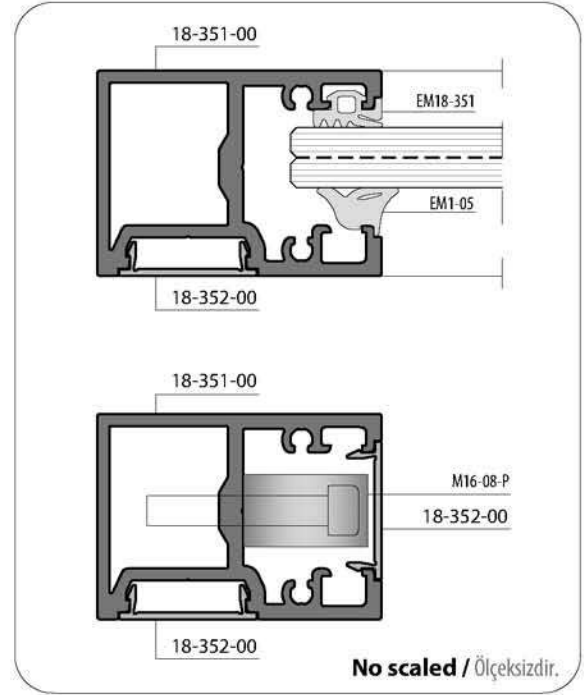
APPLIED PRODUCTS
UYGULANAN ÜRÜNLER

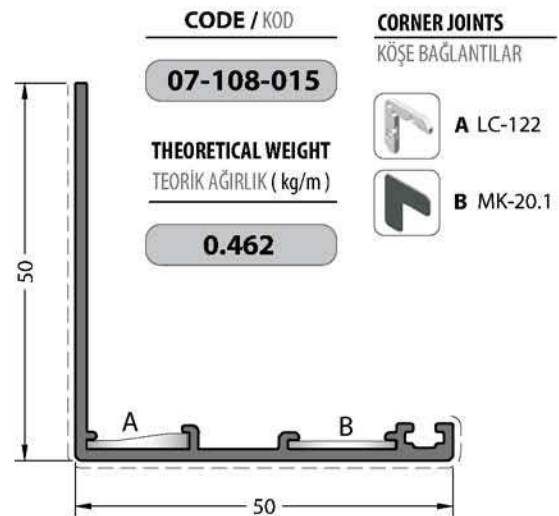
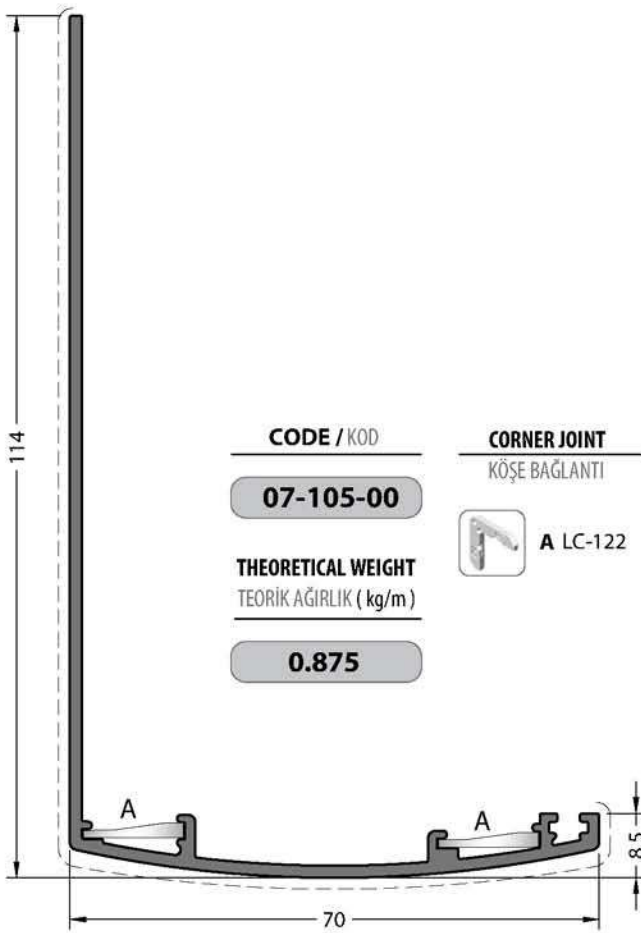
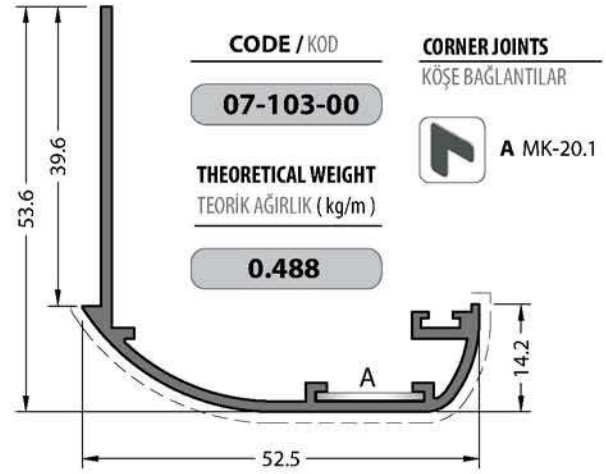
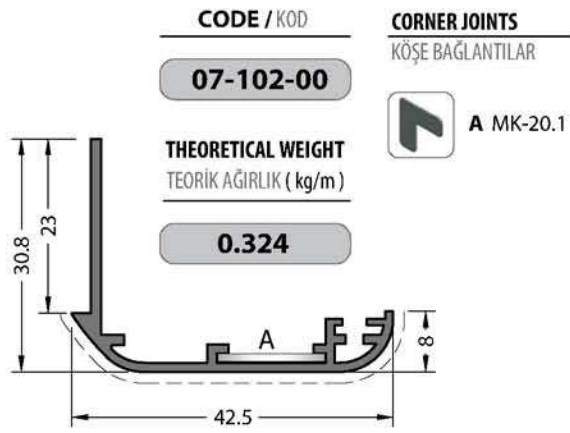
-  **A** 18-352-00
-  **B** CA18-351-00
-  **C** M16-08-P

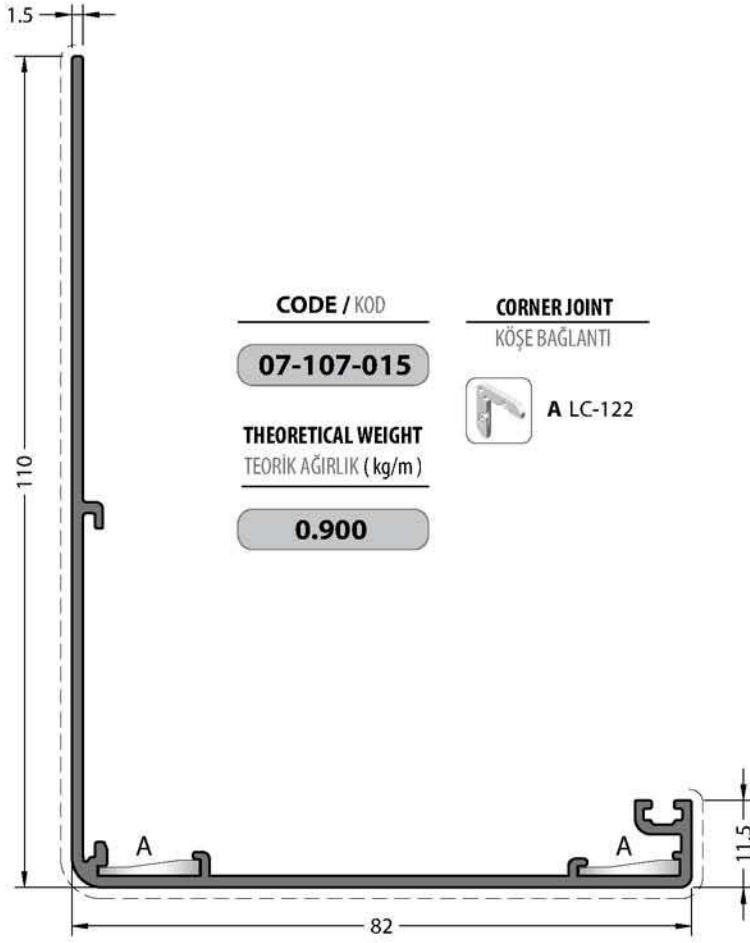
CODE / KOD
18-352-00

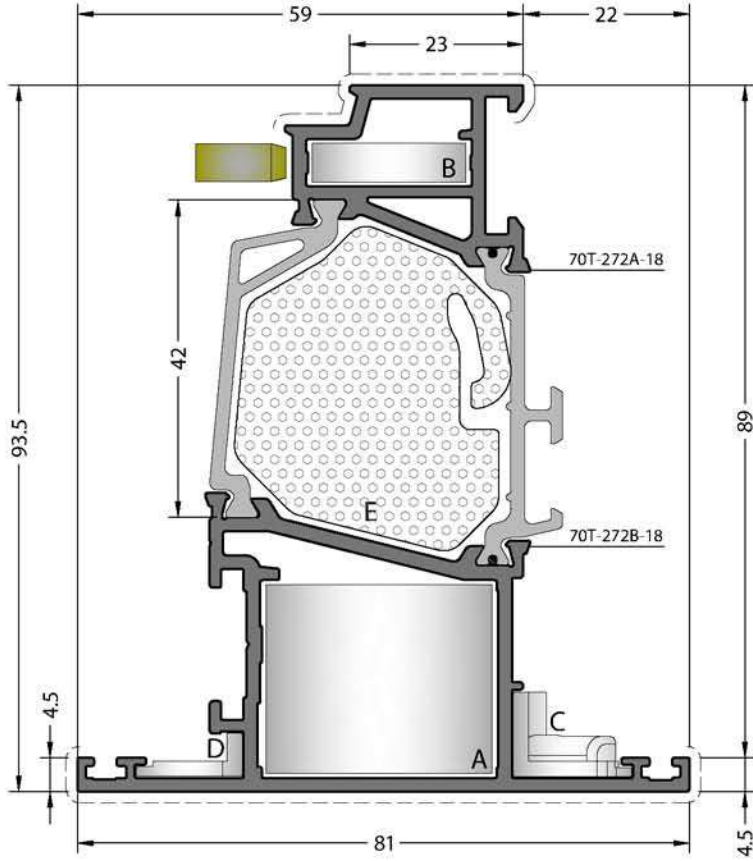
THEORETICAL WEIGHT
TEORİK AĞIRLIK (kg/m)
0.094

APPLICATION DETAIL / UYGULAMA DETAYI









CODE / KOD

84T-272-18

84TH-272-18

THEORETICAL WEIGHT / TEORİK AĞIRLIK (kg/m)

2.013

2.042

PRESS CORNER JOINT

PRES KÖŐE BAĞLANTI

MECHANICAL COR. JOINT

MEKANİK KÖŐE BAĞLANTI



A CC-146-25.6



A KC-808-25.4



B CC-145-05.7



B CPA-145-05.7



C EM70-22



C EM70-22



D EM70-23

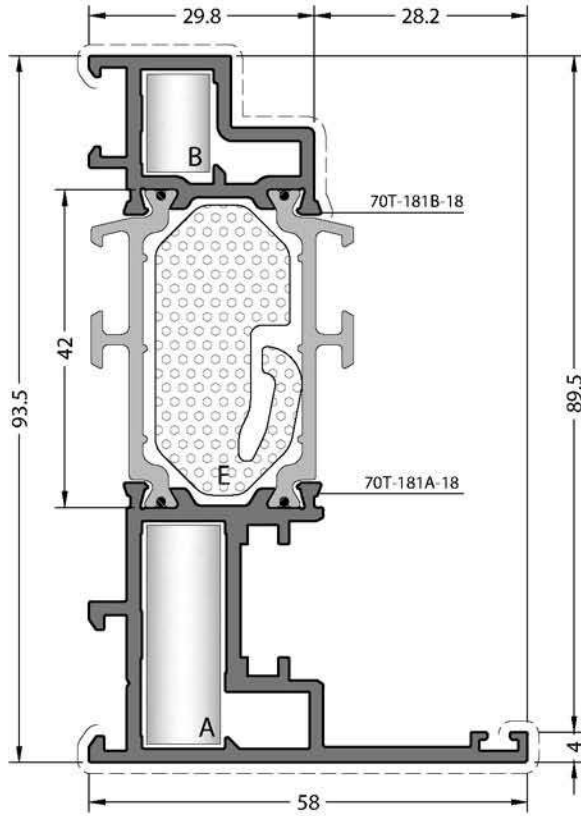


D EM70-23

THERMAL ISOLATION MATERIAL / ISI YALITIM MALZEMESİ



E HM84T-272



CODE / KOD

84T-181-18

84TH-181-18

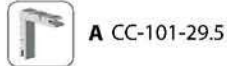
THEORETICAL WEIGHT / TEORİK AĞIRLIK (kg/m)

1.769

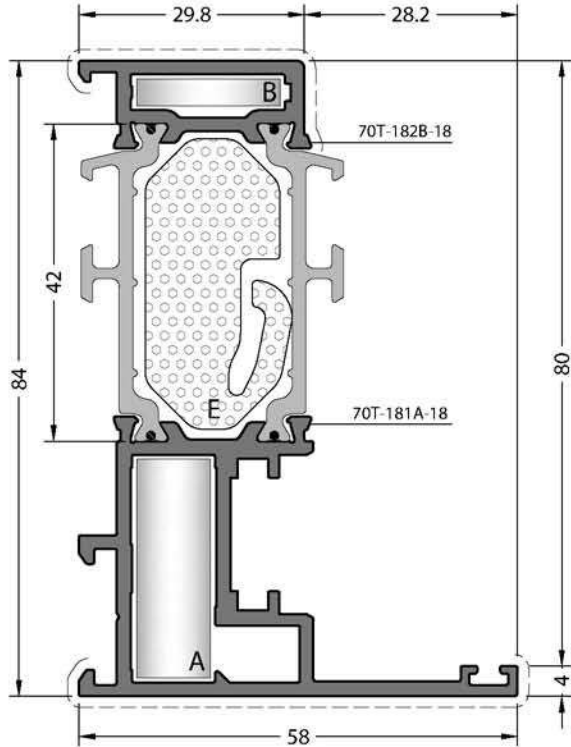
1.784

PRESS CORNER JOINT

PRES KÖŞE BAĞLANTI



THERMAL ISOLATION MATERIAL / ISI YALITIM MALZEMESİ



CODE / KOD

84T-182-18

84TH-182-18

THEORETICAL WEIGHT / TEORİK AĞIRLIK (kg/m)

1.647

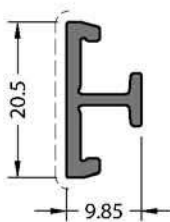
1.662

PRESS CORNER JOINT

PRES KÖŞE BAĞLANTI



THERMAL ISOLATION MATERIAL / ISI YALITIM MALZEMESİ

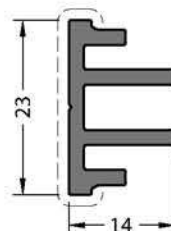


CODE / KOD

70T-583-18

THEORETICAL WEIGHT
TEORİK AĞIRLIK (kg/m)

0.182

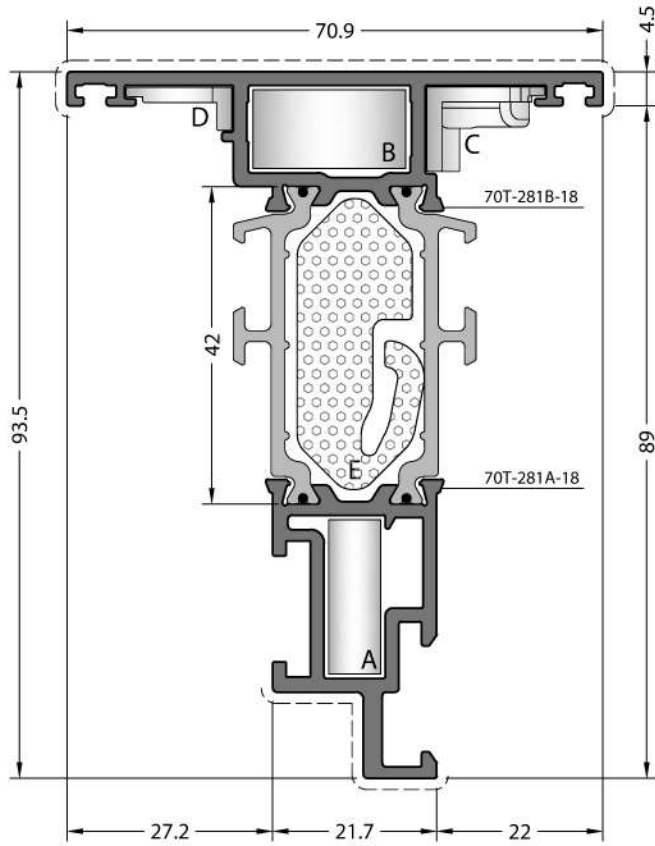


CODE / KOD

70T-584-18

THEORETICAL WEIGHT
TEORİK AĞIRLIK (kg/m)

0.320



CODE / KOD

84T-281-18

84TH-281-18

THEORETICAL WEIGHT / TEORİK AĞIRLIK (kg/m)

1.690

1.702

PRESS CORNER JOINT

PRES KÖŐE BAĞLANTI



A CC-107-21.0



B CC-145-11.0



C EM70-22

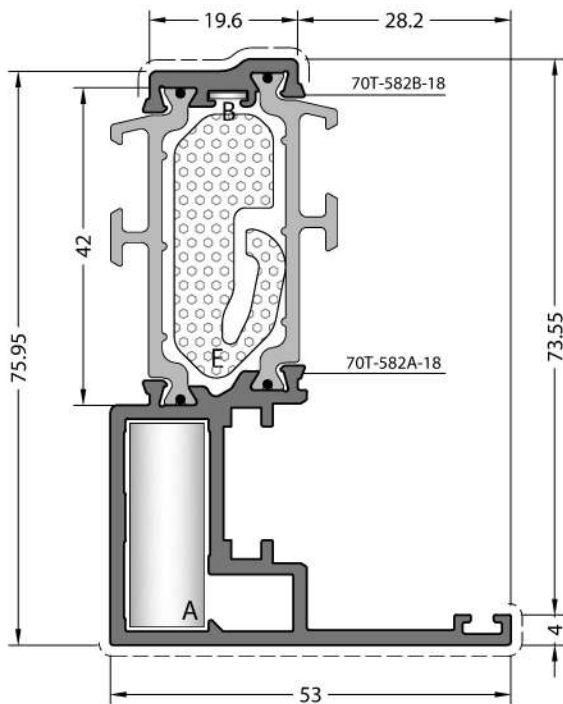


D EM70-23

THERMAL ISOLATION MATERIAL / ISI YALITIM MALZEMESİ



E HM84T-281



CODE / KOD

84T-582-18

84TH-582-18

THEORETICAL WEIGHT / TEORİK AĞIRLIK (kg/m)

1.372

1.382

PRESS CORNER JOINT

PRES KÖŐE BAĞLANTI



A CC-101-29.5



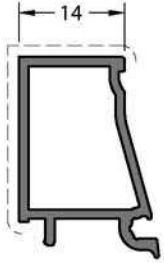
B MK-19

THERMAL ISOLATION MATERIAL / ISI YALITIM MALZEMESİ



E HM84T-582

SAFETY GLAZING BEADS / GÜVENLİKLİ CAM ÇİTALARI

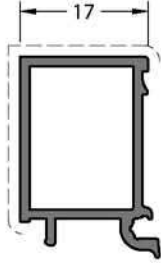


CODE / KOD

08-205-00

THEORETICAL WEIGHT
TEORİK AĞIRLIK (kg/m)

0.279




CODE / KOD

08-207-00

THEORETICAL WEIGHT
TEORİK AĞIRLIK (kg/m)

0.290

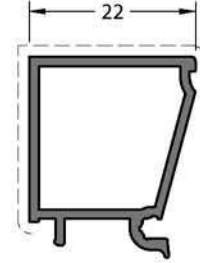


CODE / KOD

08-208-00

THEORETICAL WEIGHT
TEORİK AĞIRLIK (kg/m)

0.298

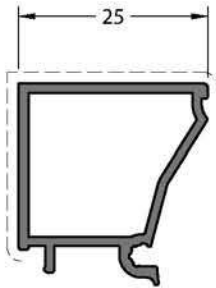


CODE / KOD

08-209-00

THEORETICAL WEIGHT
TEORİK AĞIRLIK (kg/m)

0.308

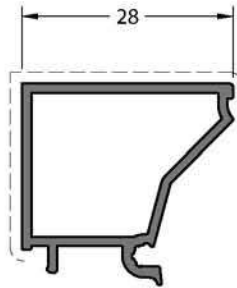


CODE / KOD

08-212-00

THEORETICAL WEIGHT
TEORİK AĞIRLIK (kg/m)

0.323

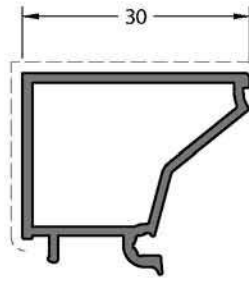


CODE / KOD

08-213-00

THEORETICAL WEIGHT
TEORİK AĞIRLIK (kg/m)

0.339

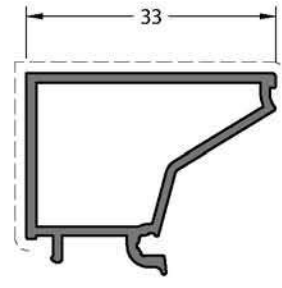


CODE / KOD

08-217-00

THEORETICAL WEIGHT
TEORİK AĞIRLIK (kg/m)

0.351

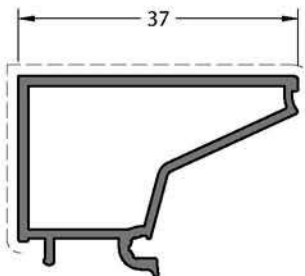


CODE / KOD

08-215-00

THEORETICAL WEIGHT
TEORİK AĞIRLIK (kg/m)

0.369

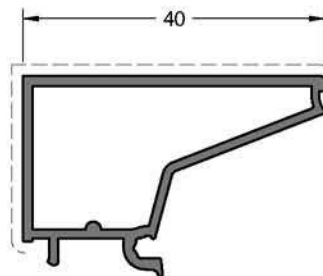


CODE / KOD

08-216-00

THEORETICAL WEIGHT
TEORİK AĞIRLIK (kg/m)

0.393



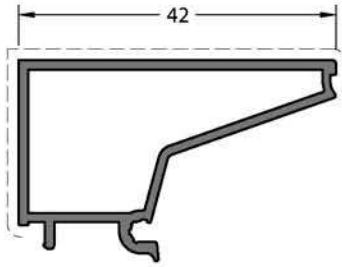
CODE / KOD

08-222-00

THEORETICAL WEIGHT
TEORİK AĞIRLIK (kg/m)

0.417

SAFETY GLAZING BEADS / GÜVENLİKLİ CAM ÇİTALARI

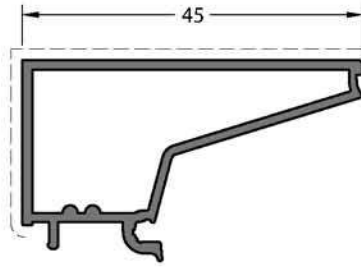


CODE / KOD

08-221-00

THEORETICAL WEIGHT
TEORİK AĞIRLIK (kg/m)

0.426

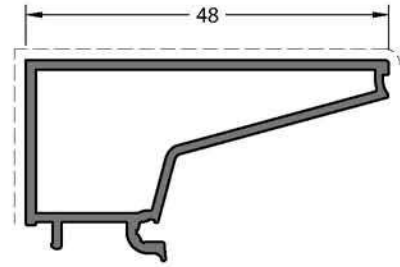


CODE / KOD

08-223-00

THEORETICAL WEIGHT
TEORİK AĞIRLIK (kg/m)

0.454




CODE / KOD

08-224-00

THEORETICAL WEIGHT
TEORİK AĞIRLIK (kg/m)

0.465

STANDARD GLAZING BEADS / STANDART CAM ÇİTALARI

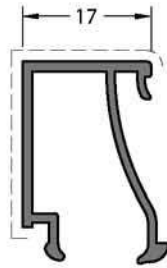


CODE / KOD

08-105-00

THEORETICAL WEIGHT
TEORİK AĞIRLIK (kg/m)

0.259



CODE / KOD

08-107-00

THEORETICAL WEIGHT
TEORİK AĞIRLIK (kg/m)

0.262

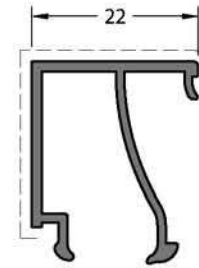


CODE / KOD

08-108-00

THEORETICAL WEIGHT
TEORİK AĞIRLIK (kg/m)

0.269

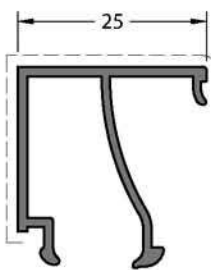


CODE / KOD

08-109-00

THEORETICAL WEIGHT
TEORİK AĞIRLIK (kg/m)

0.280

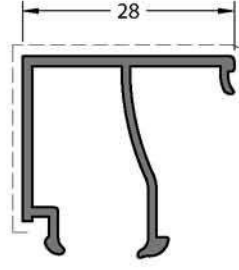


CODE / KOD

08-112-00

THEORETICAL WEIGHT
TEORİK AĞIRLIK (kg/m)

0.291

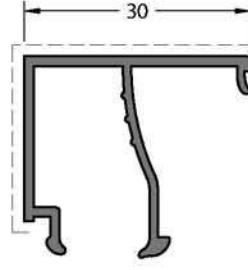


CODE / KOD

08-113-00

THEORETICAL WEIGHT
TEORİK AĞIRLIK (kg/m)

0.300

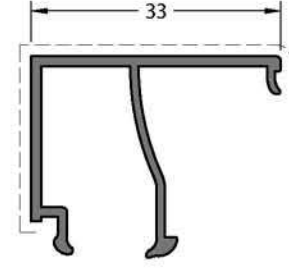


CODE / KOD

08-117-00

THEORETICAL WEIGHT
TEORİK AĞIRLIK (kg/m)

0.309

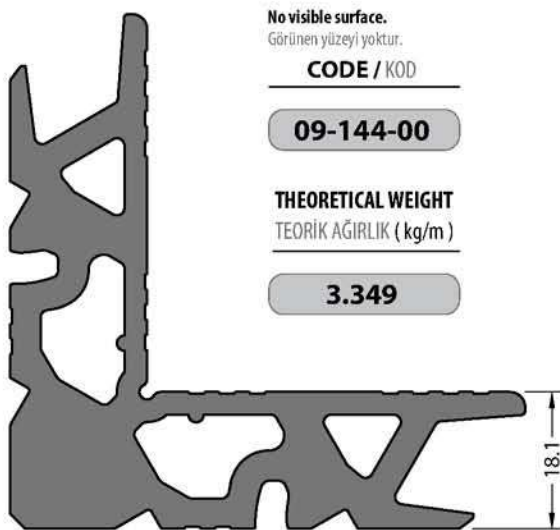
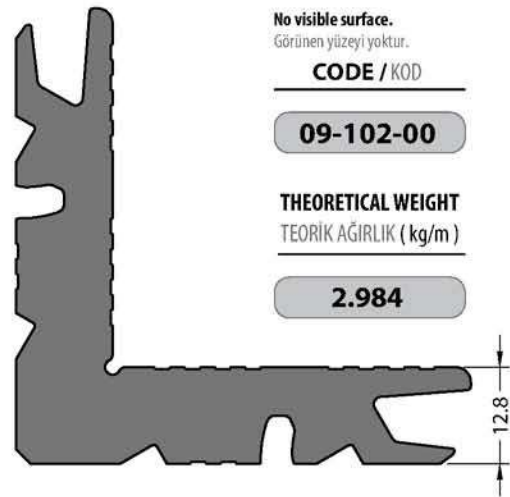
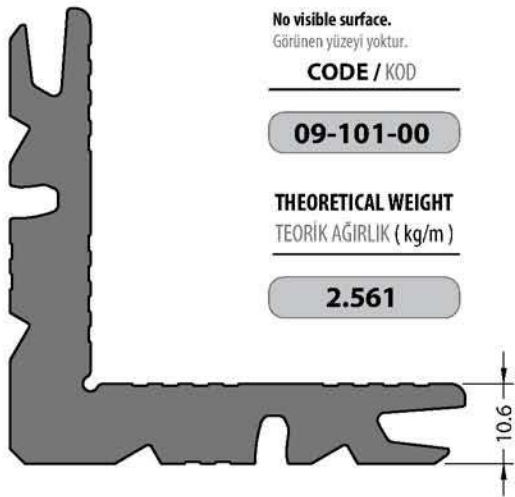
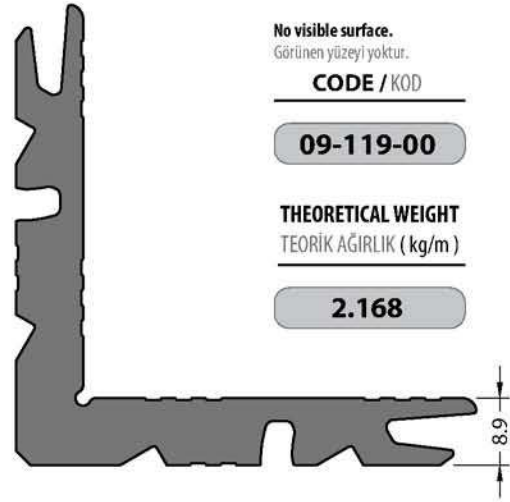
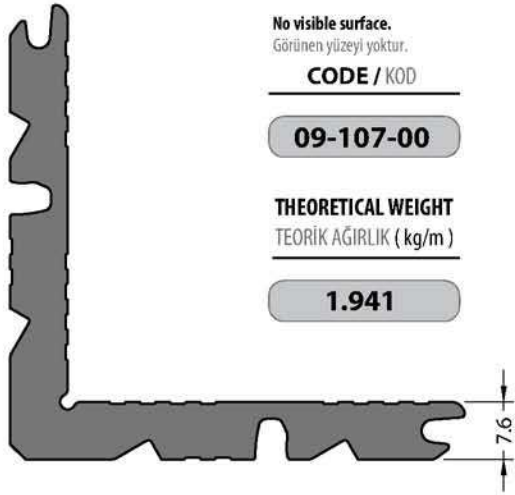


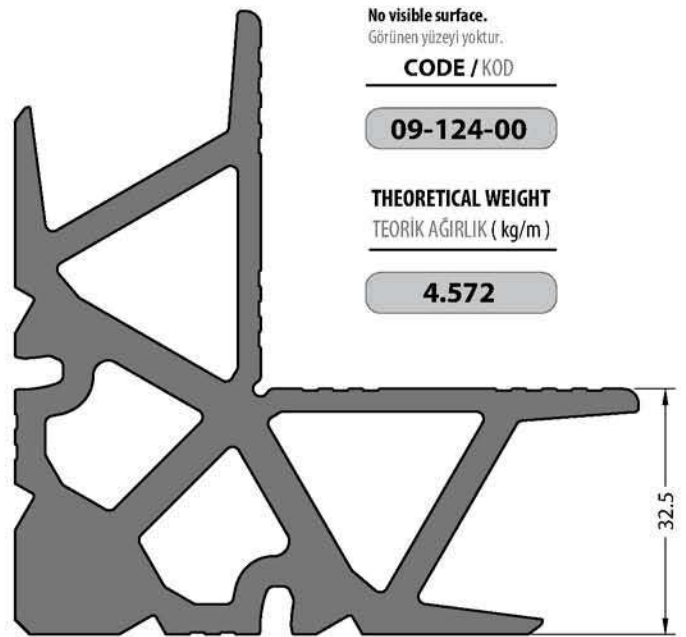
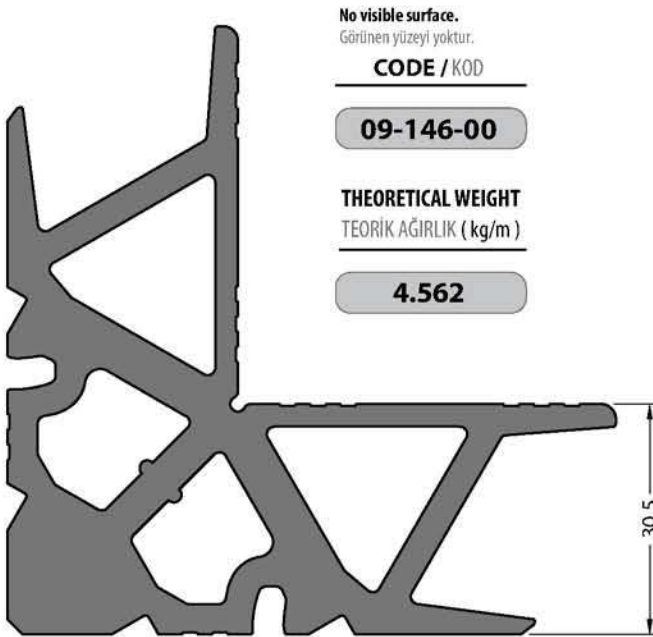
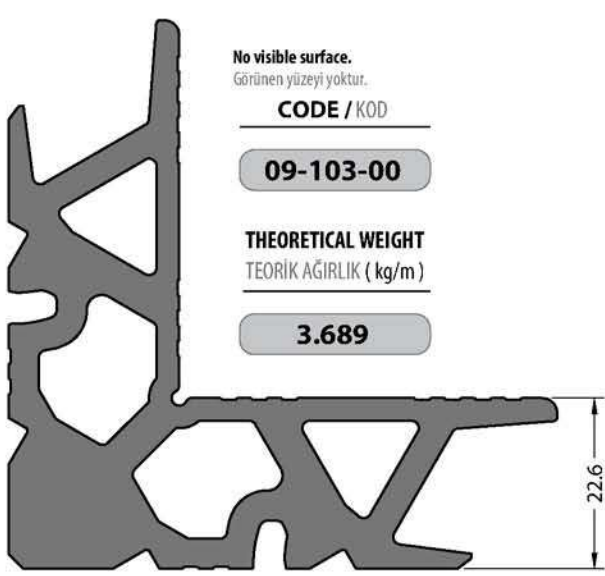
CODE / KOD

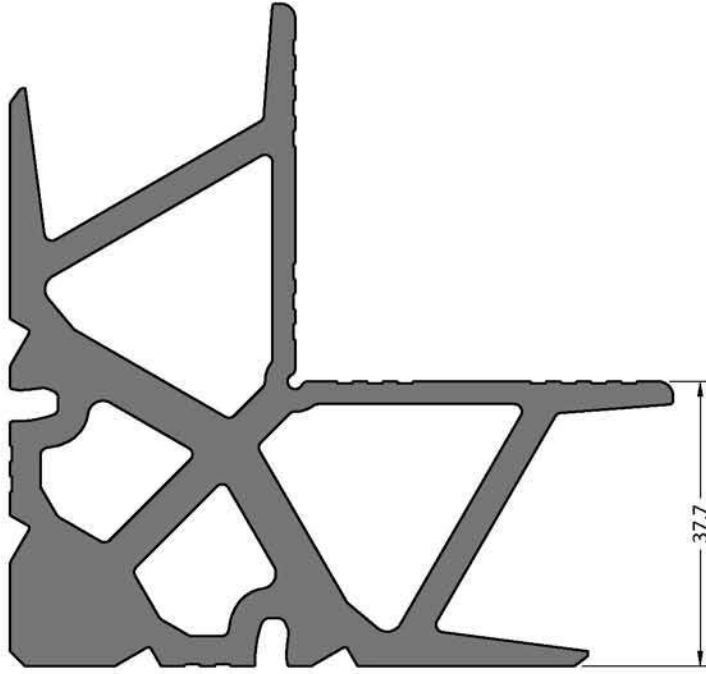
08-115-00

THEORETICAL WEIGHT
TEORİK AĞIRLIK (kg/m)

0.317







No visible surface.

Görünen yüzeyi yoktur.

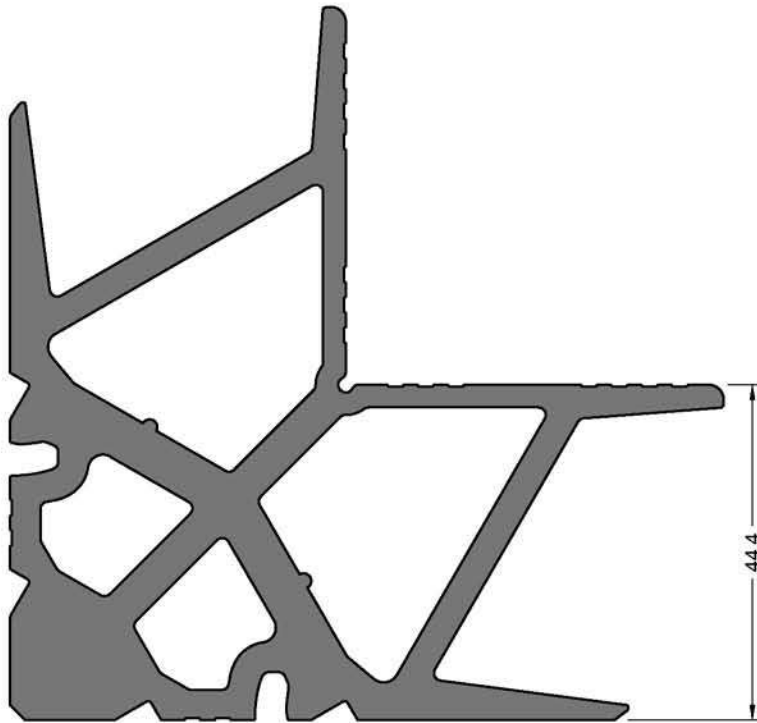
CODE / KOD

09-108-00

THEORETICAL WEIGHT

TEORİK AĞIRLIK (kg/m)

5.071



No visible surface.

Görünen yüzeyi yoktur.

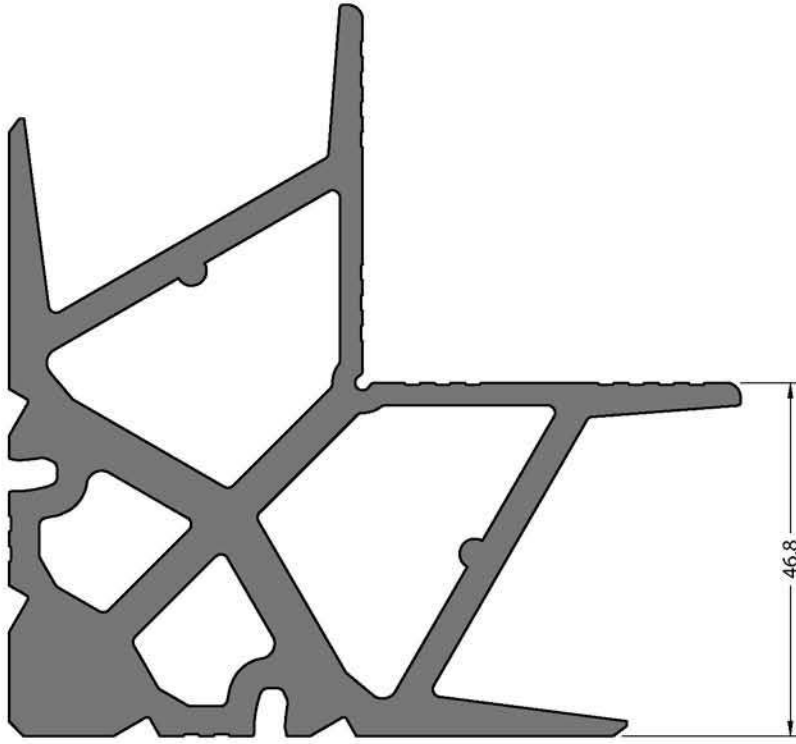
CODE / KOD

09-147-00

THEORETICAL WEIGHT

TEORİK AĞIRLIK (kg/m)

5.532



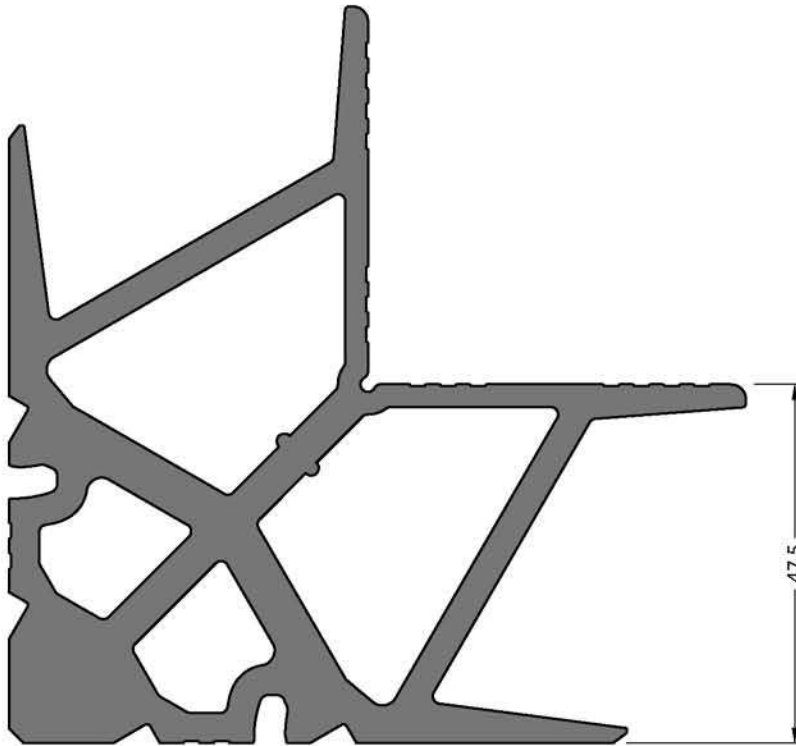
No visible surface.
Görünen yüzeyi yoktur.

CODE / KOD

09-131-00

THEORETICAL WEIGHT
TEORİK AĞIRLIK (kg/m)

5.673



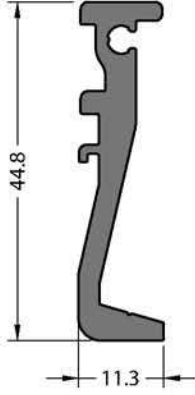
No visible surface.
Görünen yüzeyi yoktur.

CODE / KOD

09-148-00

THEORETICAL WEIGHT
TEORİK AĞIRLIK (kg/m)

5.680



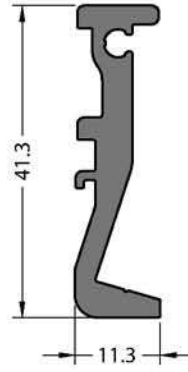
No visible surface.
Görünen yüzeyi yoktur.

CODE / KOD

70T-911-00

THEORETICAL WEIGHT
TEORİK AĞIRLIK (kg/m)

0.581



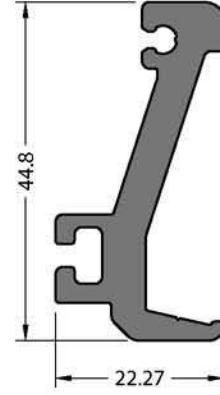
No visible surface.
Görünen yüzeyi yoktur.

CODE / KOD

70T-912-00

THEORETICAL WEIGHT
TEORİK AĞIRLIK (kg/m)

0.566



No visible surface.
Görünen yüzeyi yoktur.

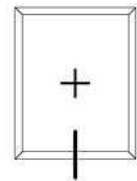
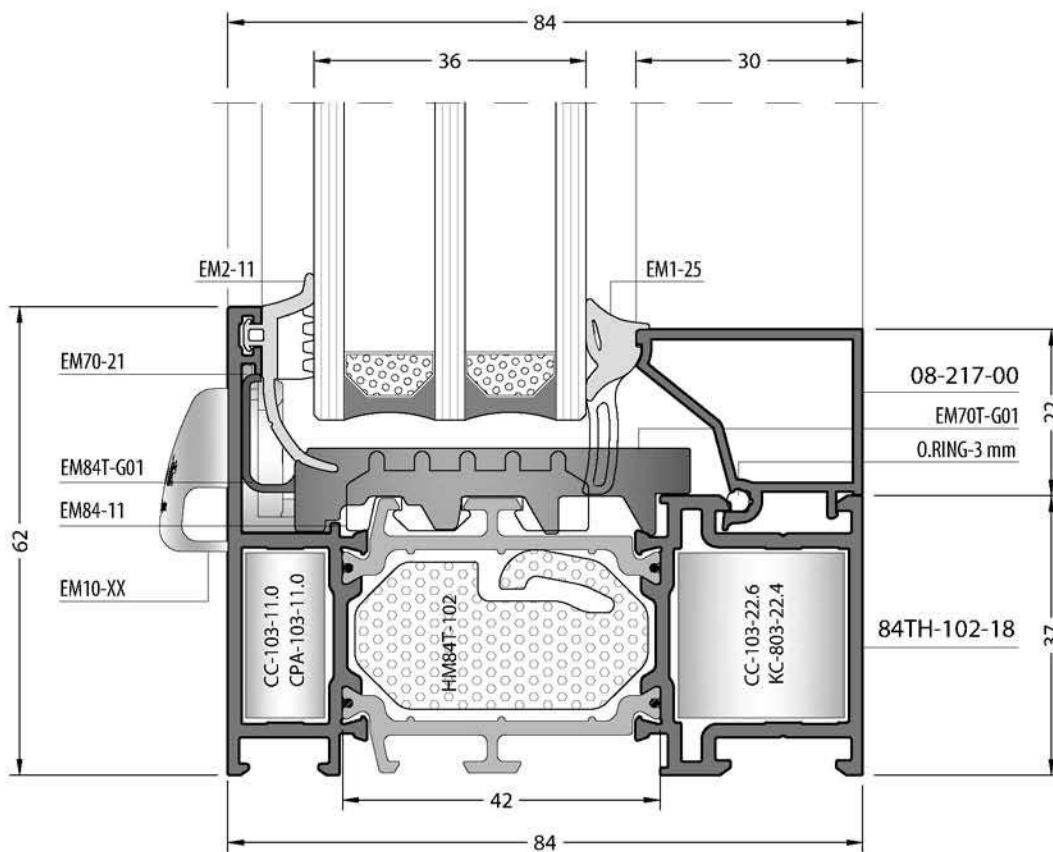
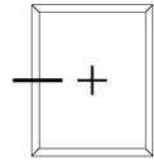
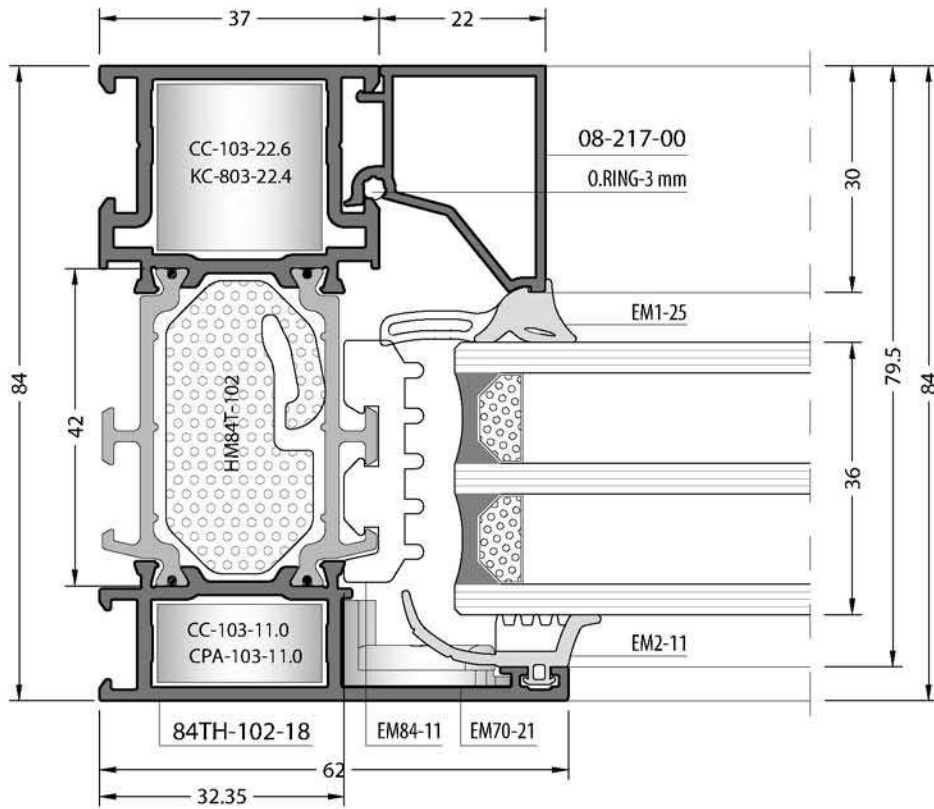
CODE / KOD

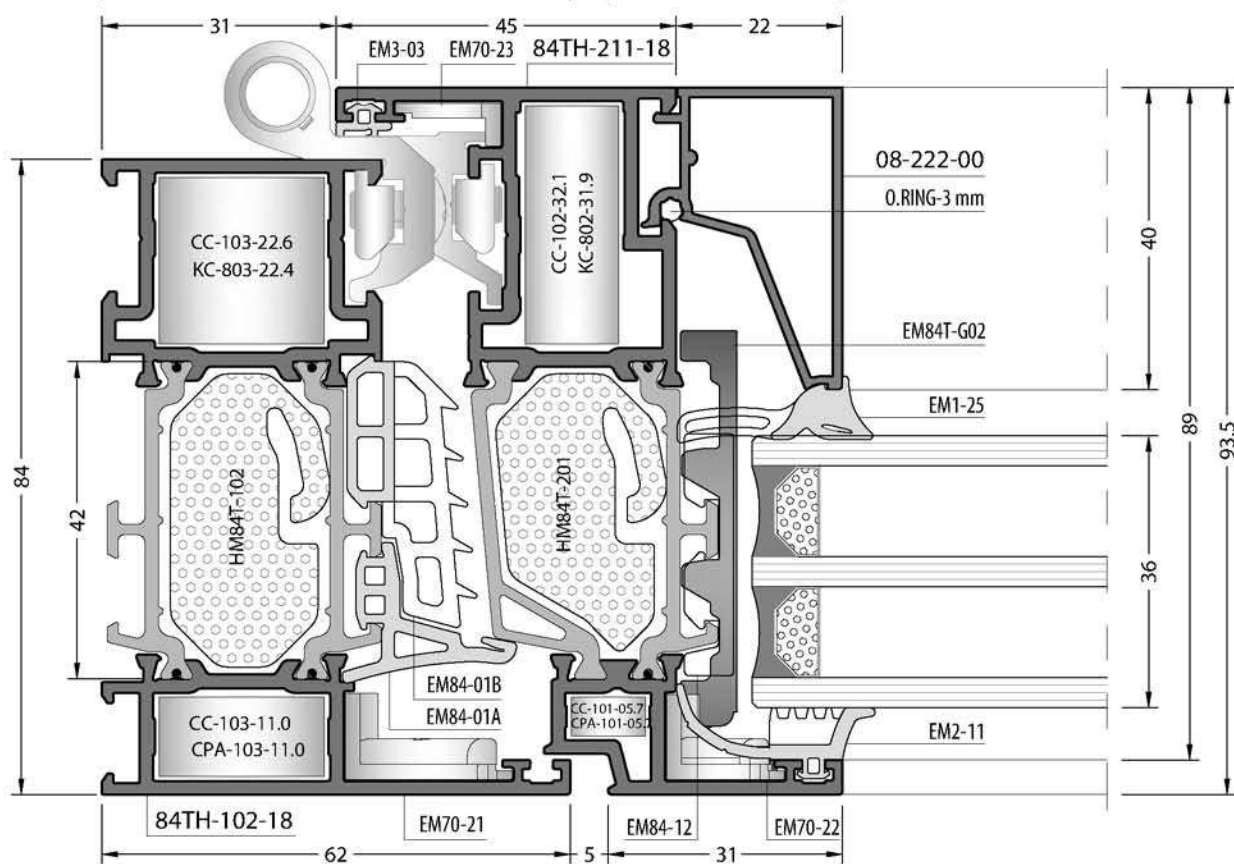
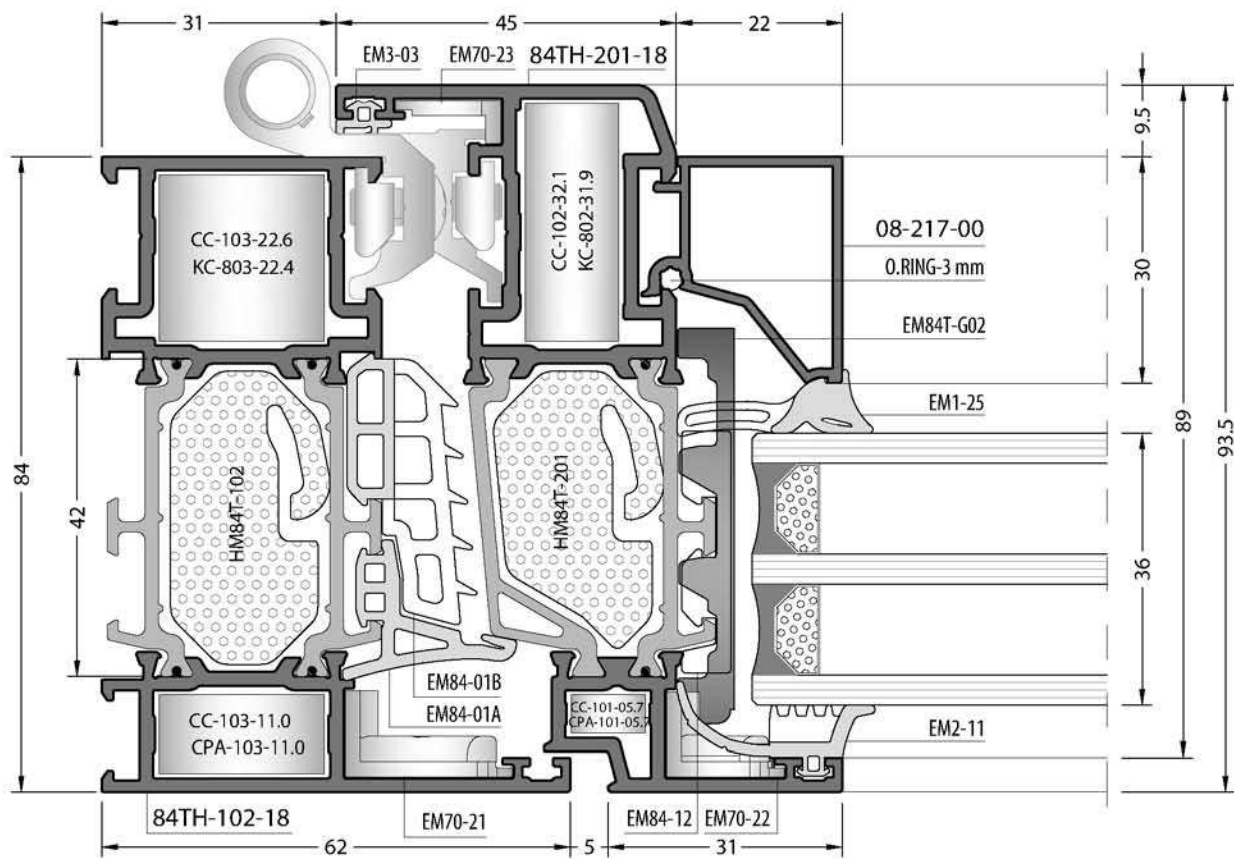
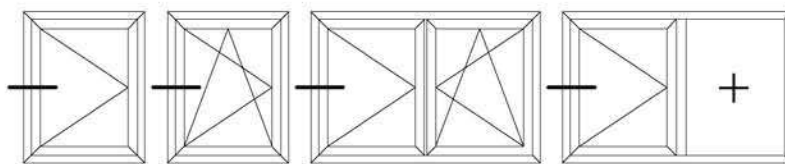
70T-913-00

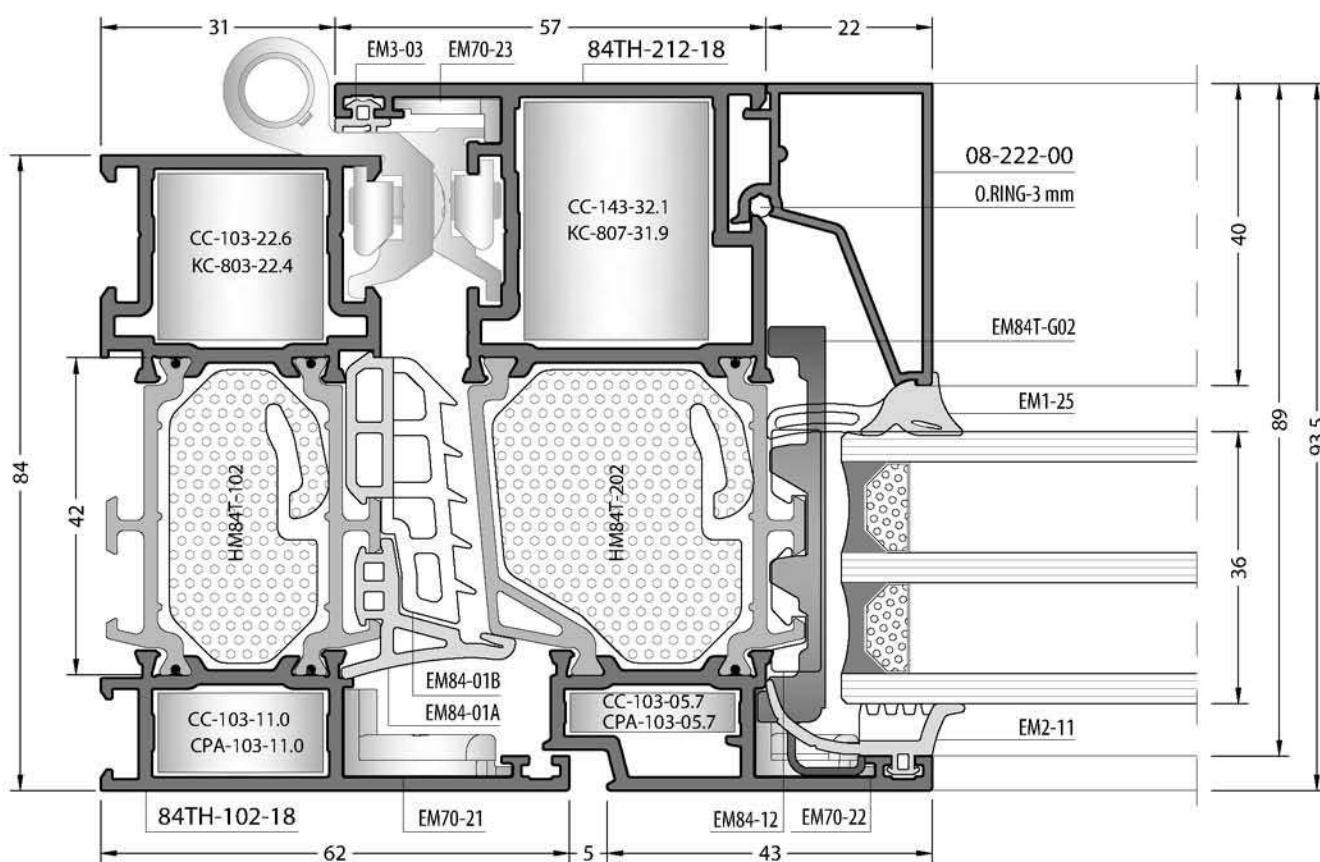
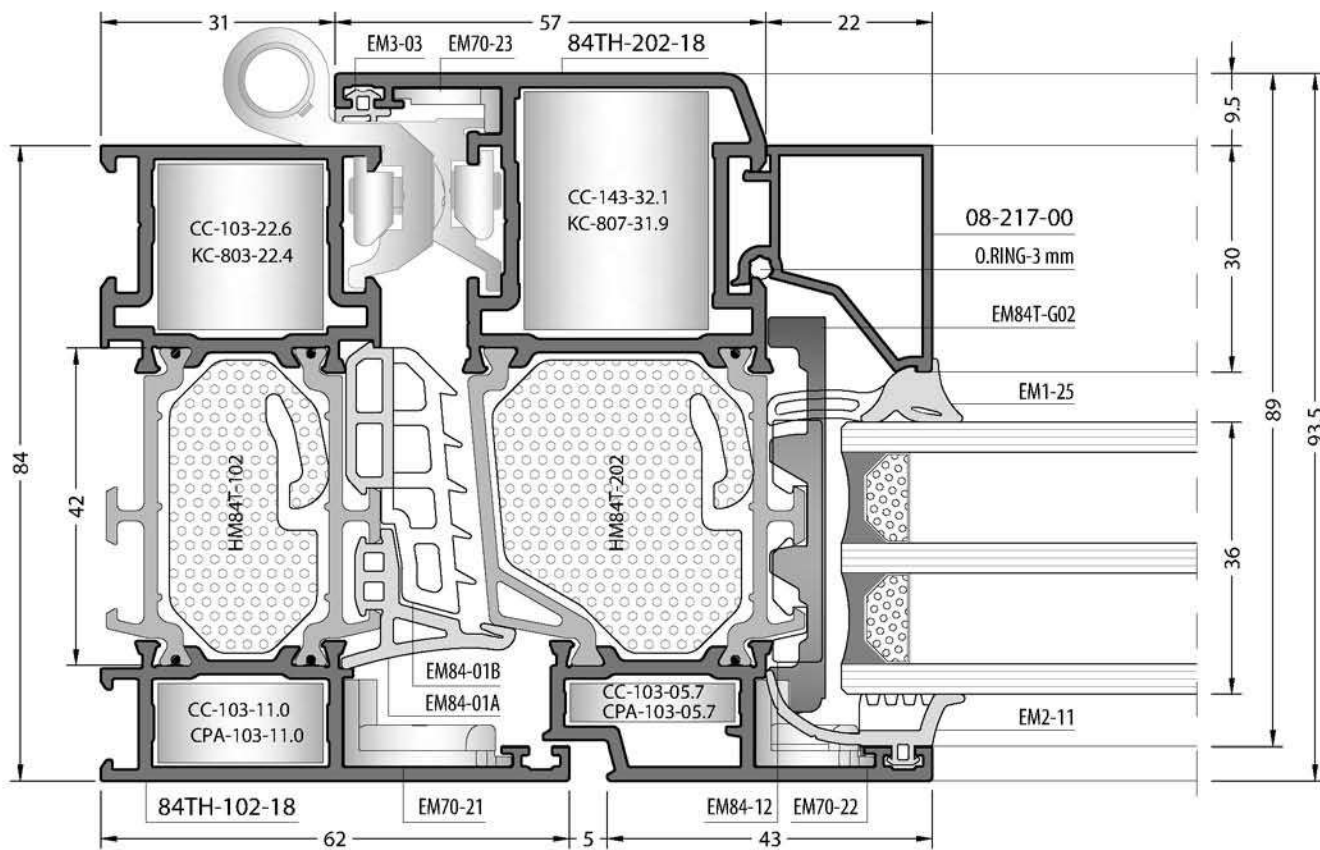
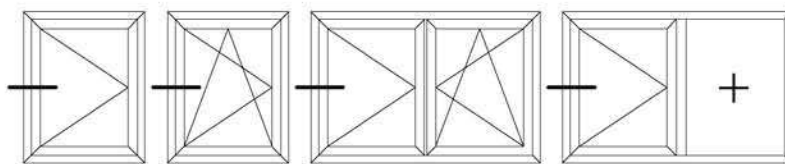
THEORETICAL WEIGHT
TEORİK AĞIRLIK (kg/m)

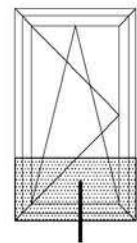
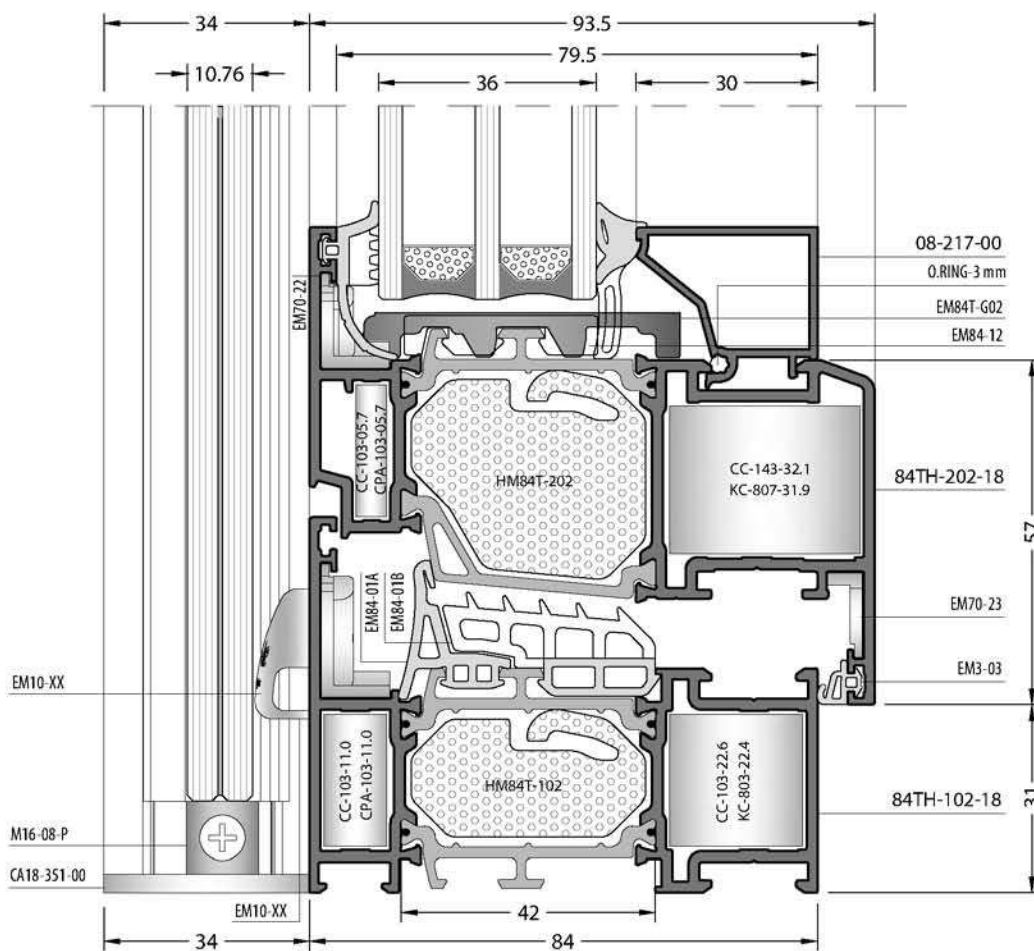
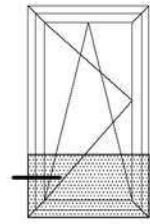
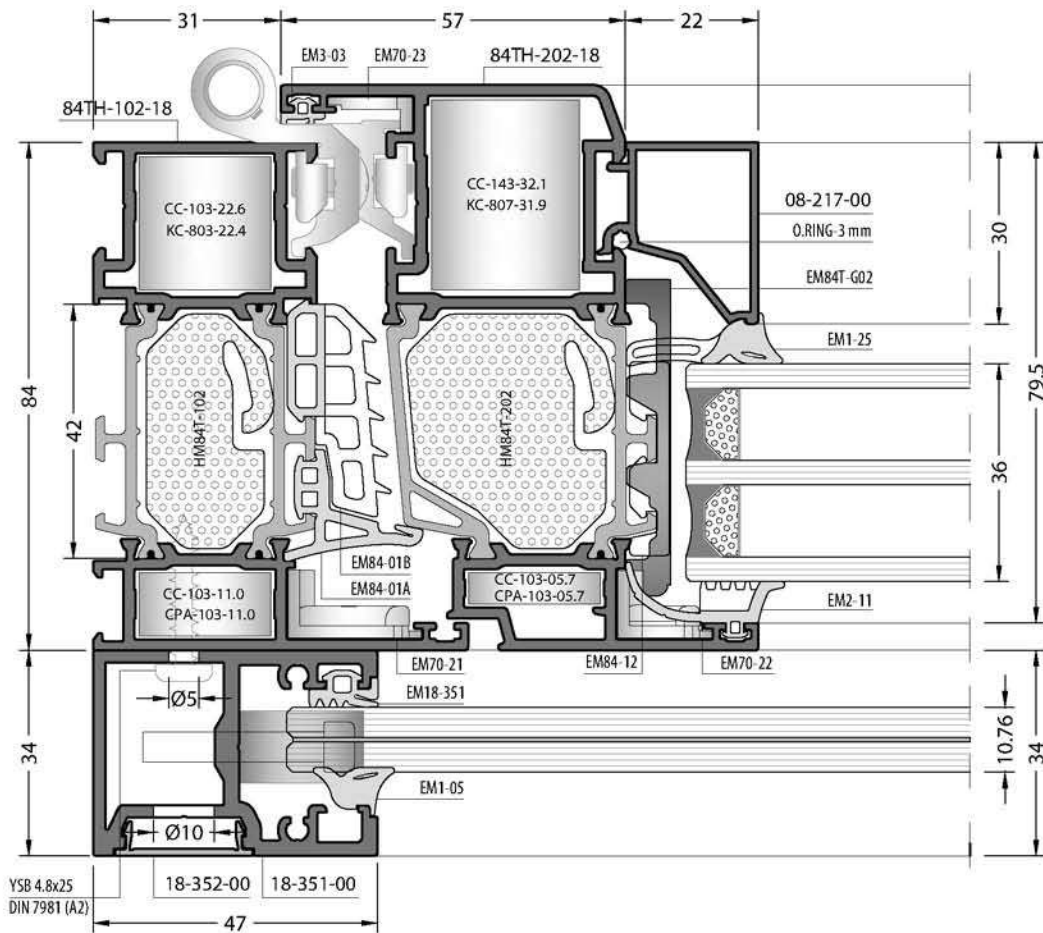
0.895

DETAILS
DETAYLAR

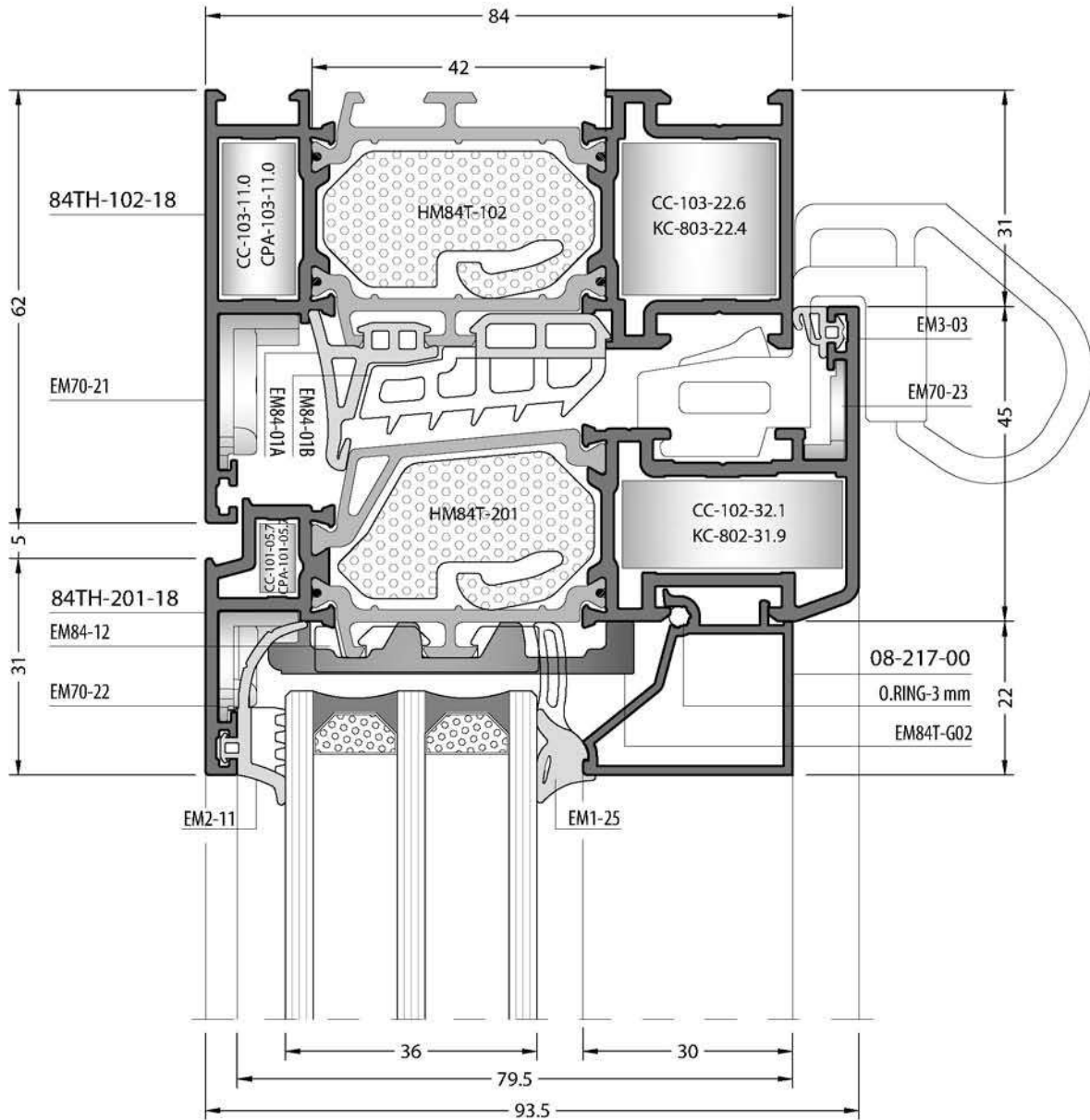
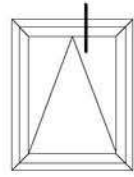


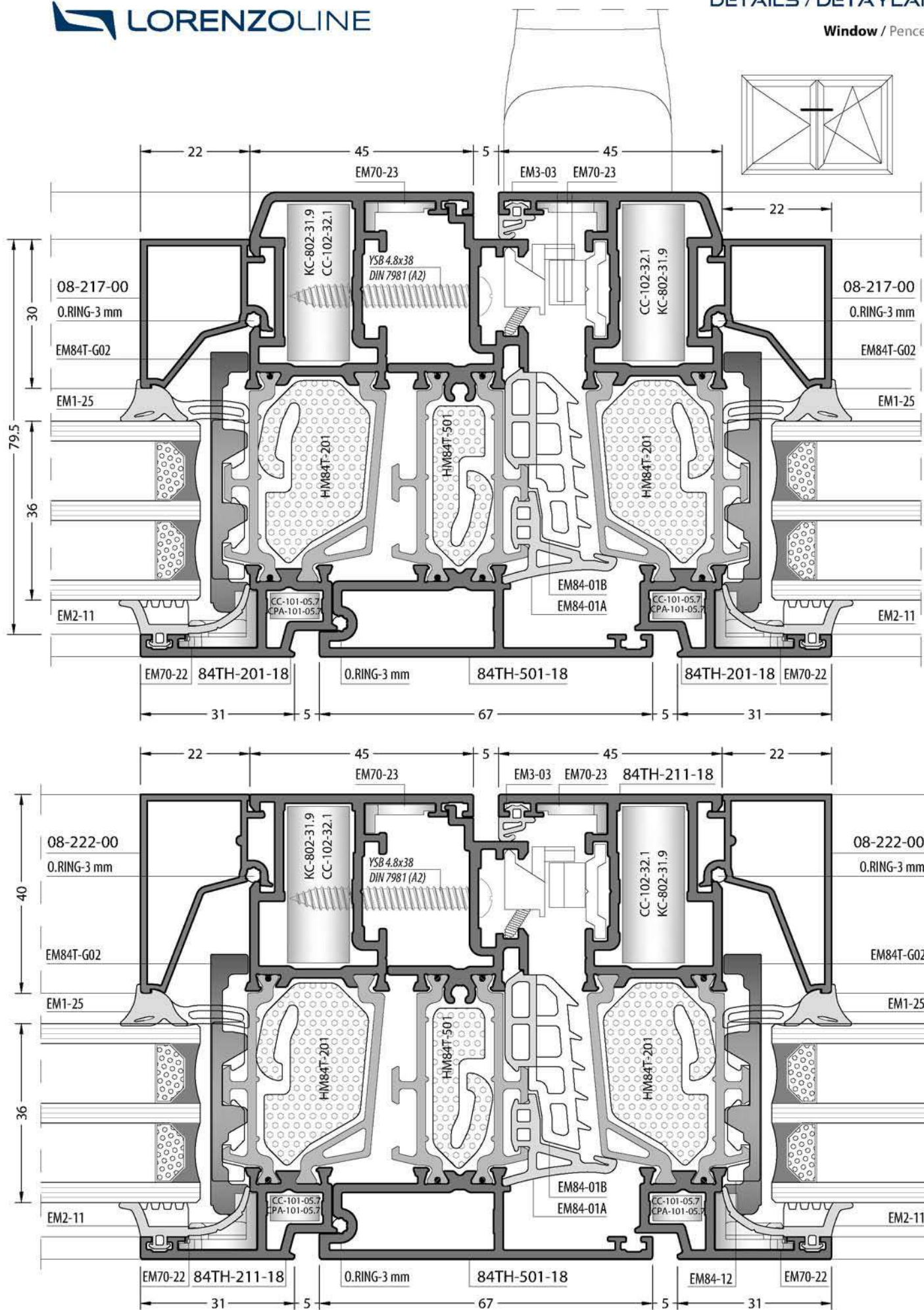


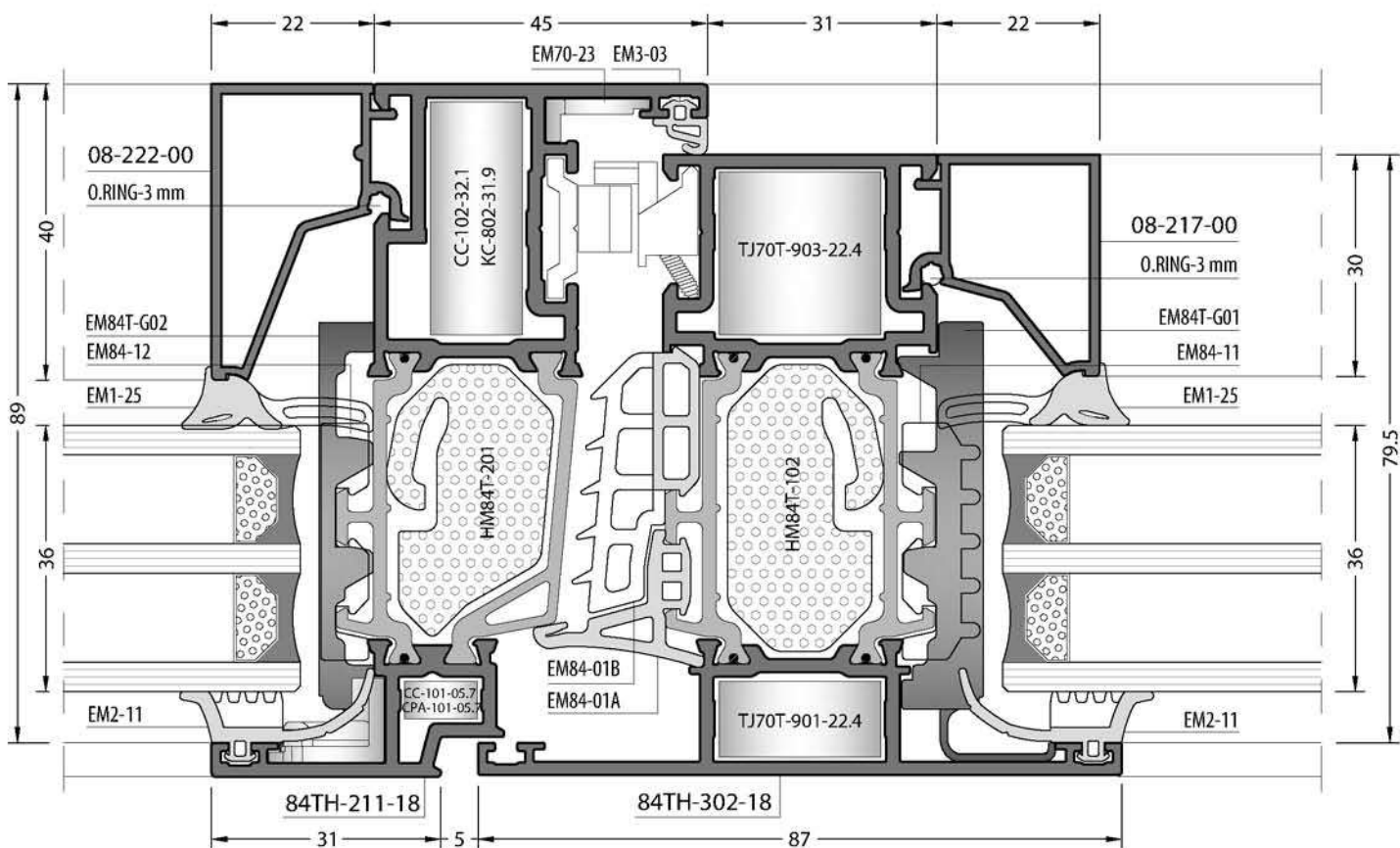
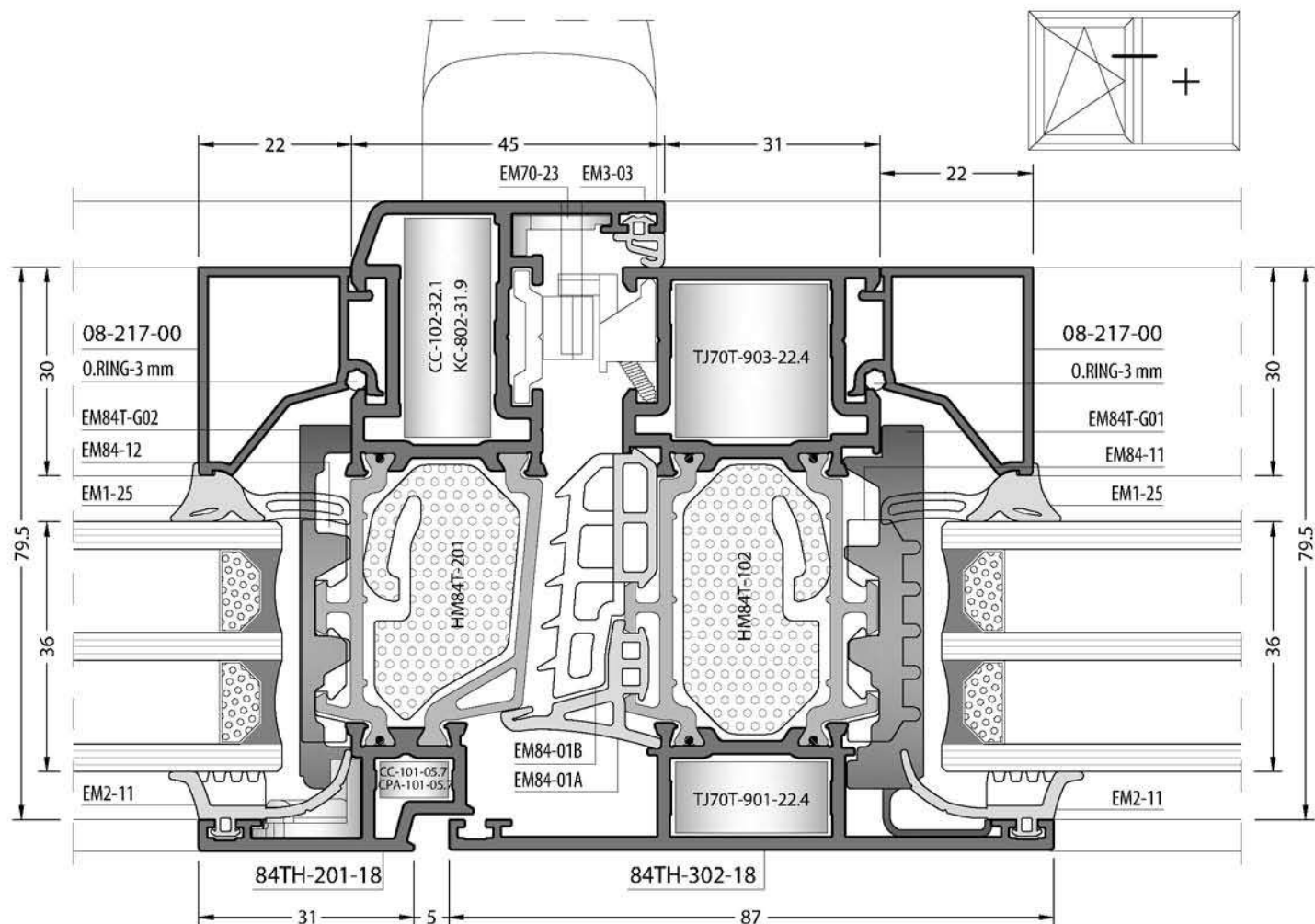


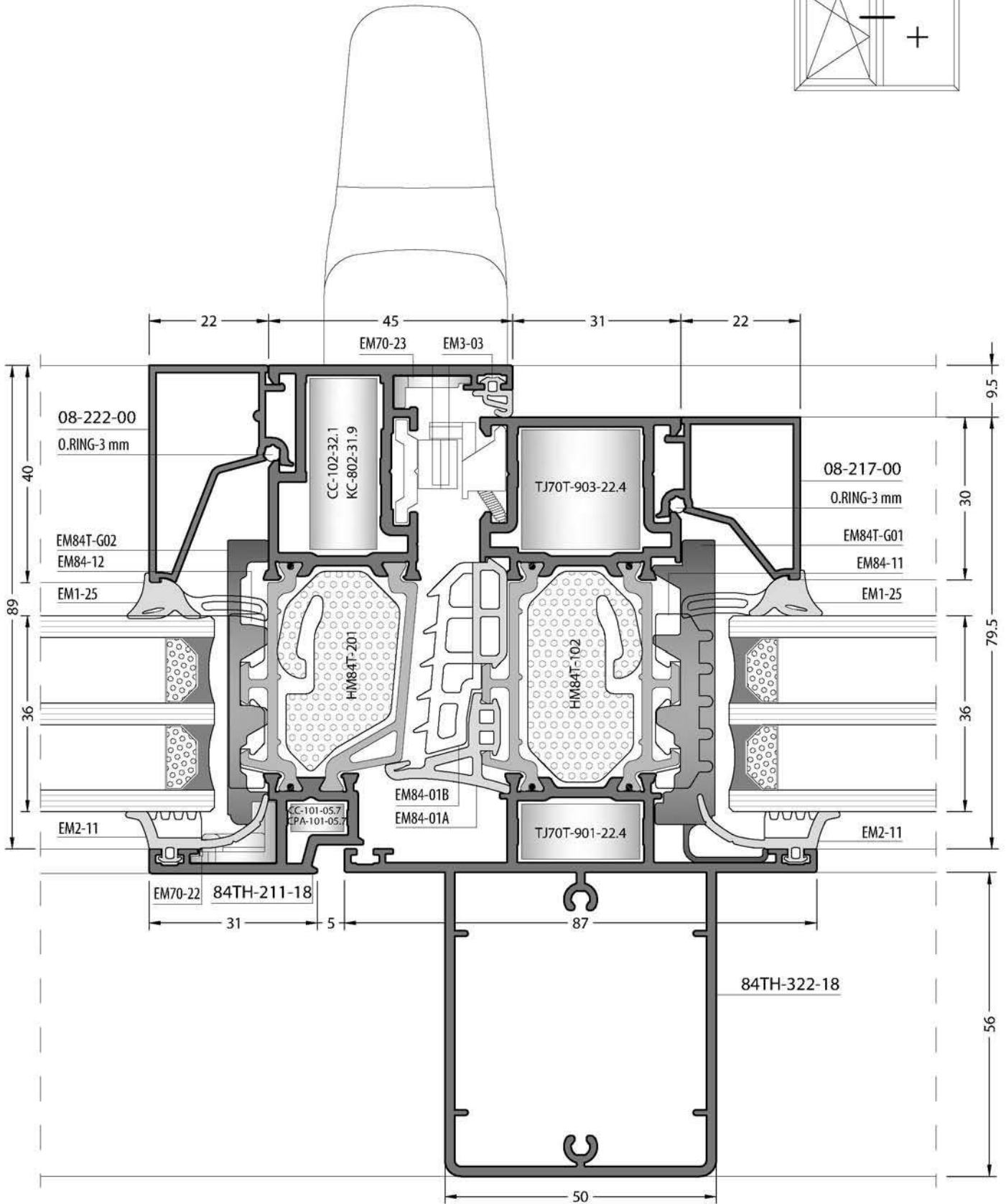
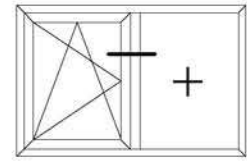


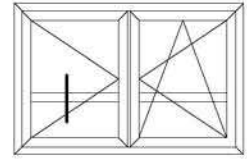
Not scaled / Ölçeksizdir



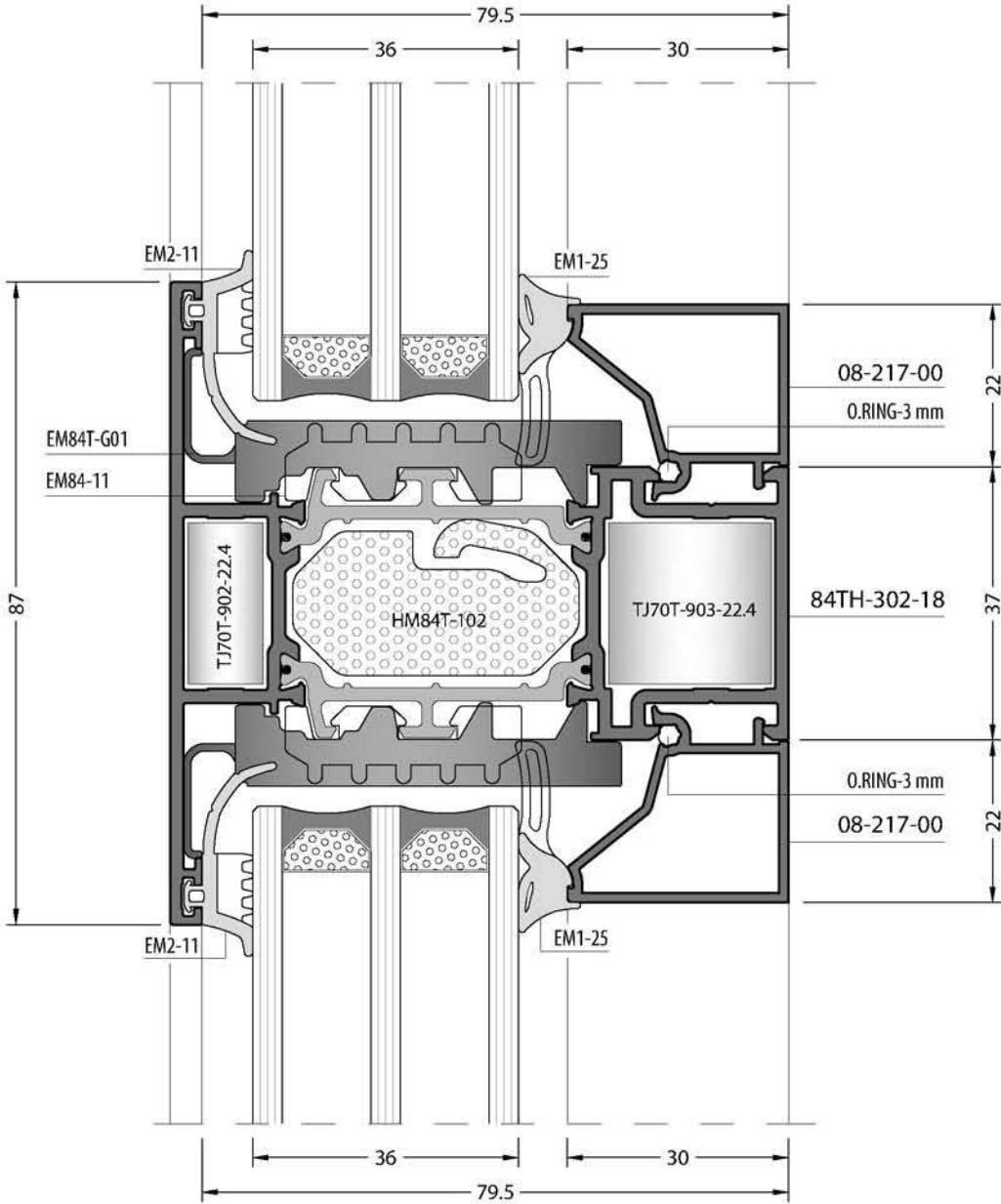


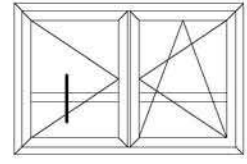




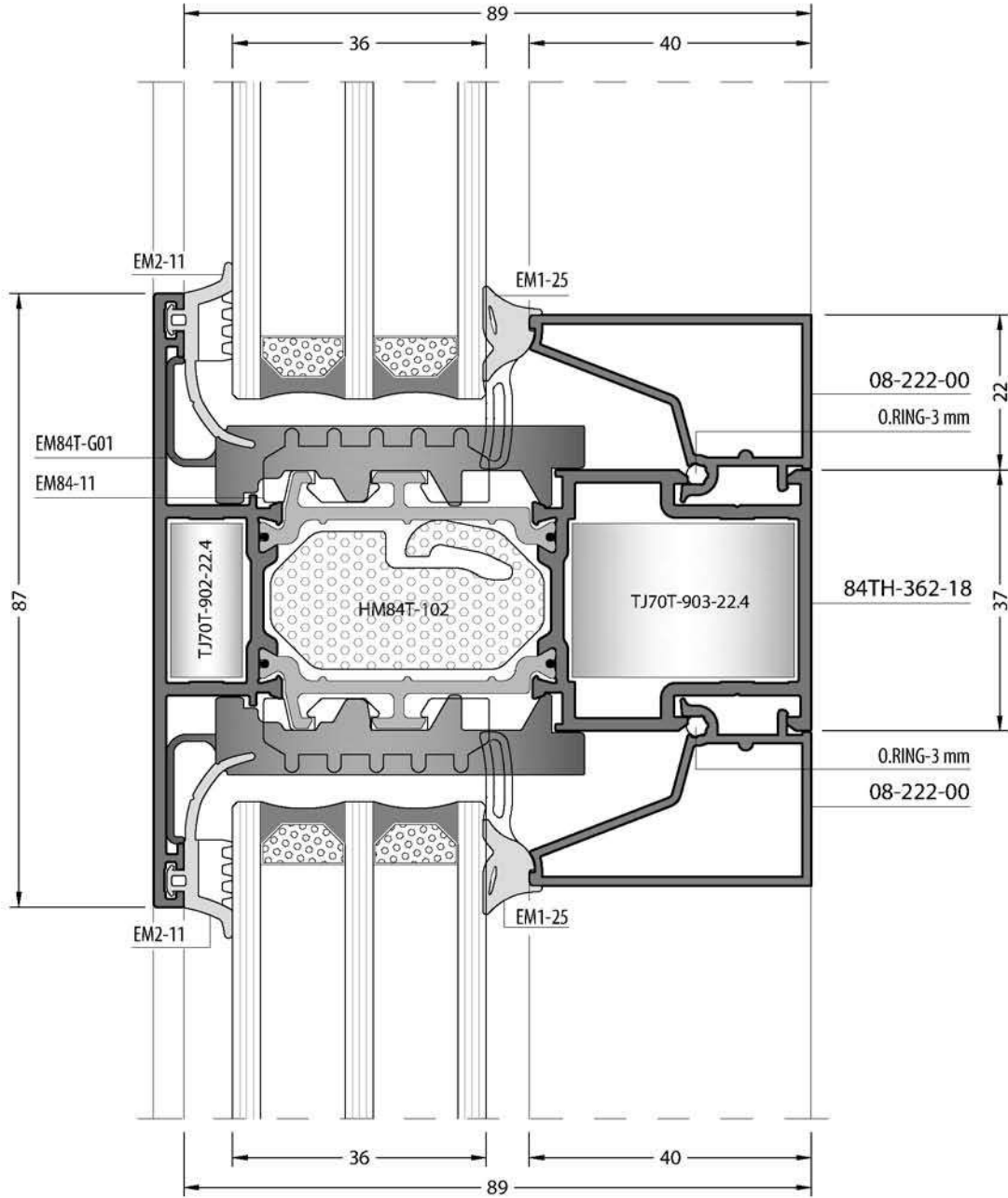


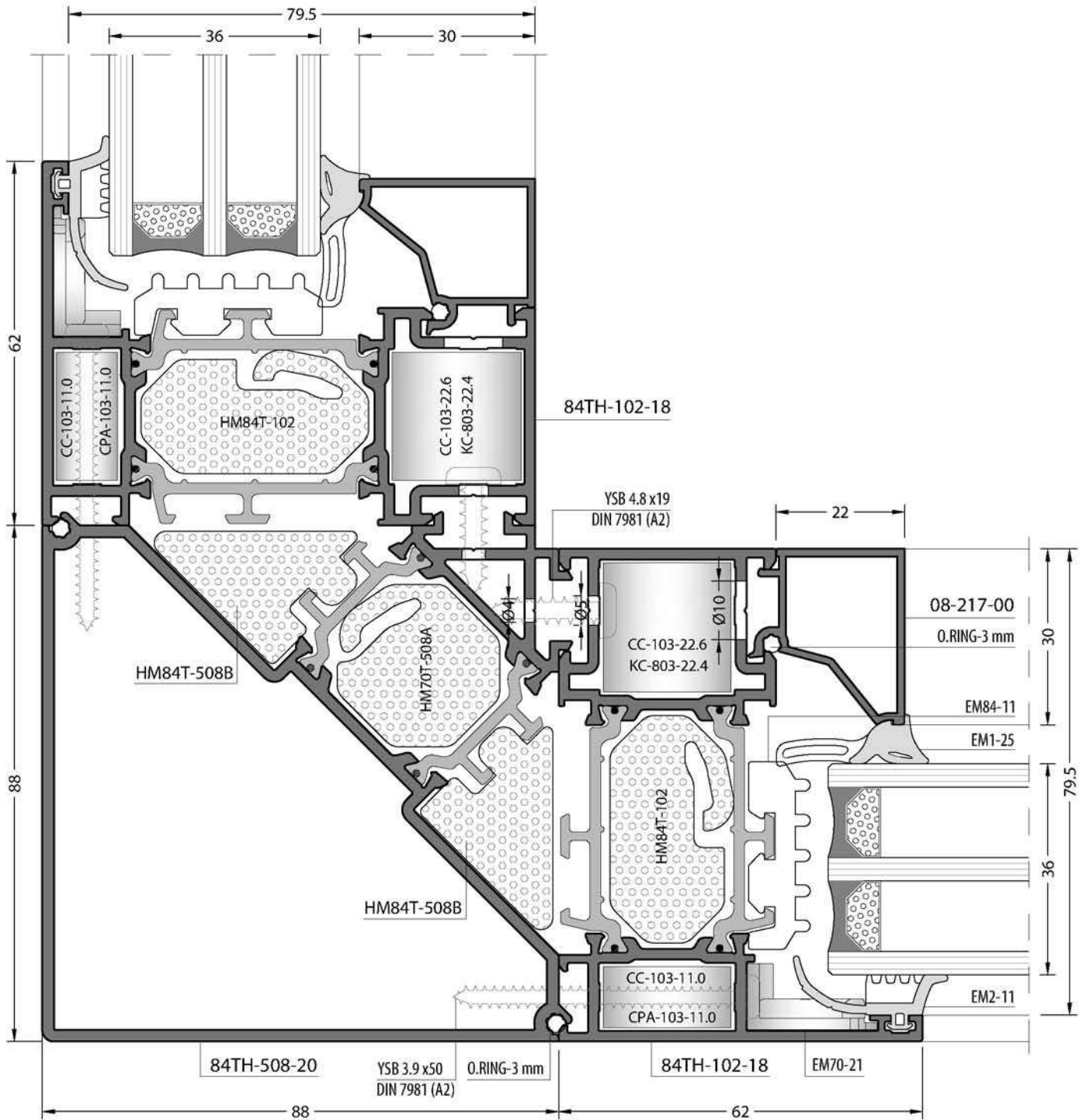
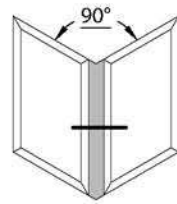
84T/TH-201-18, 84T/TH-202-18 Profilleri ile çalışmaktadır.

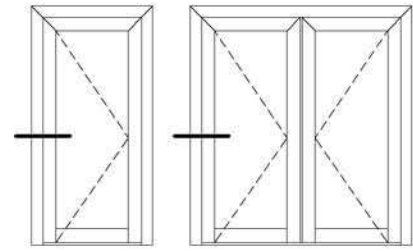




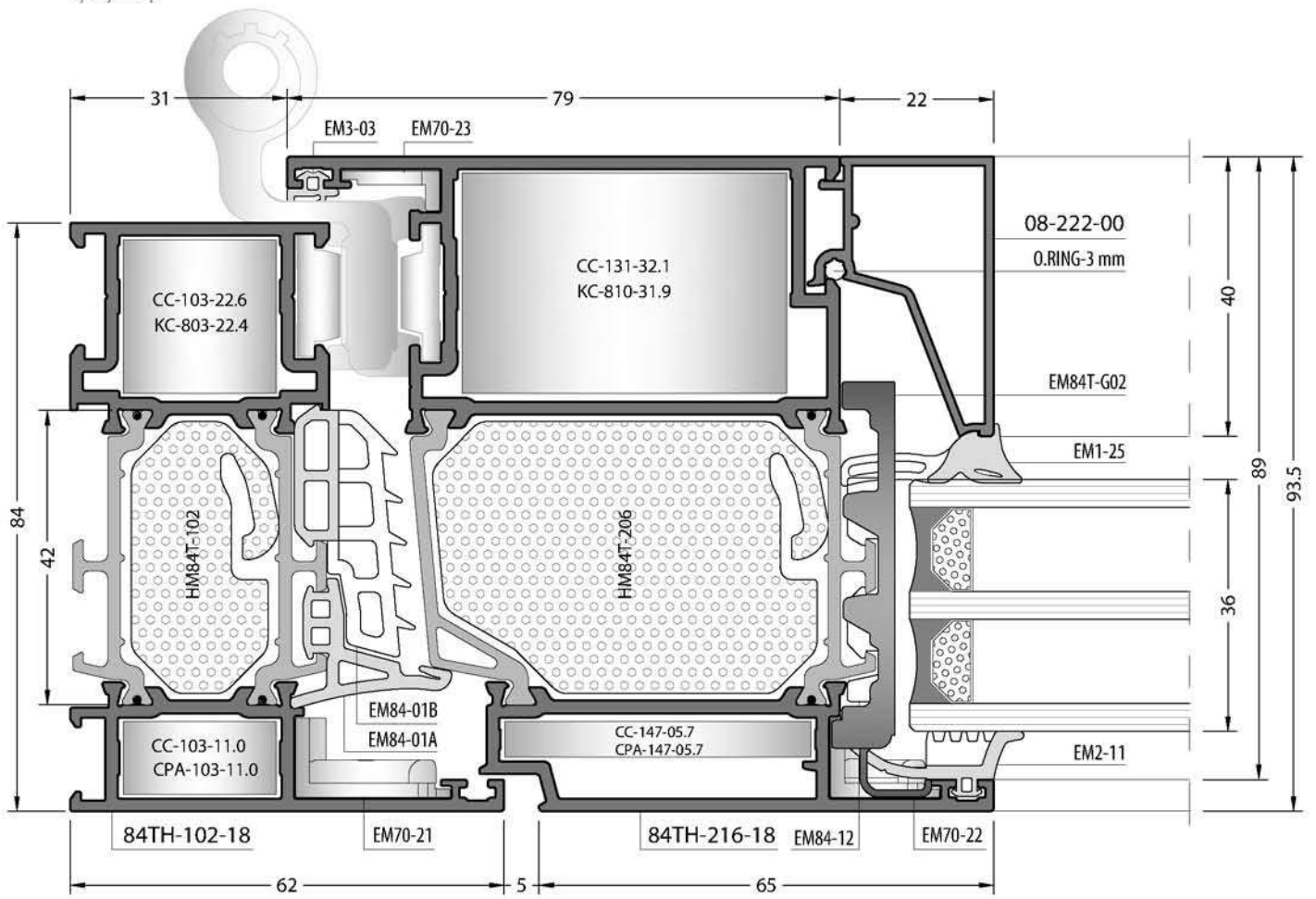
This is mullion profile for sash profiles. It is just working with sash profiles pointed at the below.
 Bu profil kanat içi orta kayıttır. Sadece aşağıda belirtilen kanat profilleri ile çalışmaktadır.
 84T/TH-211-18 , 84T/TH-212-18 , 84T/TH-216-18 , 84T/TH-217-18

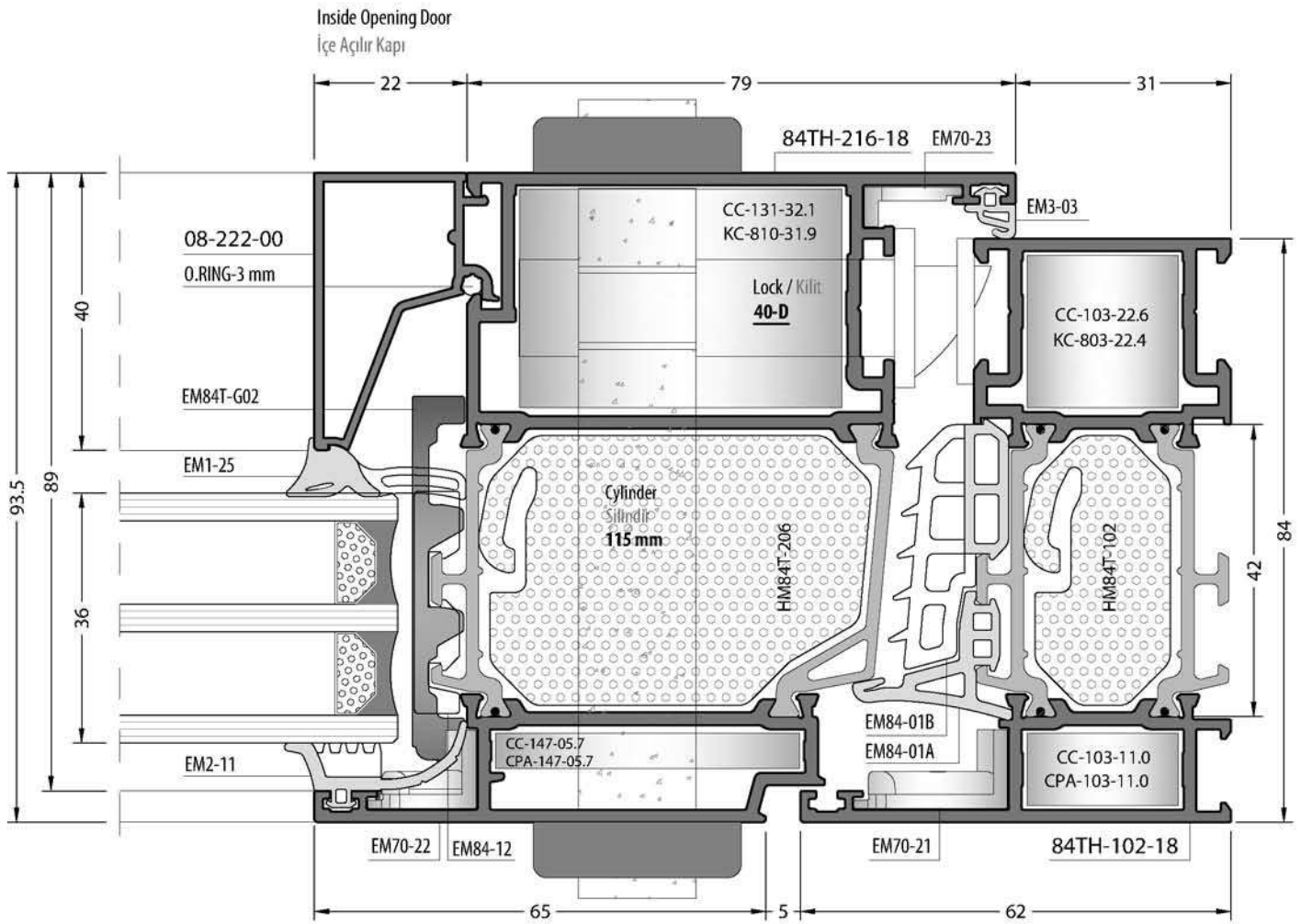
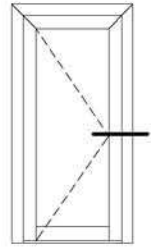


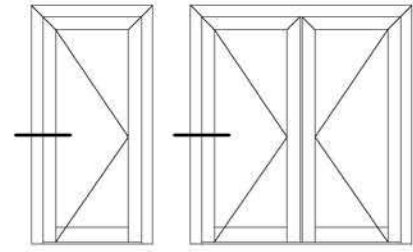




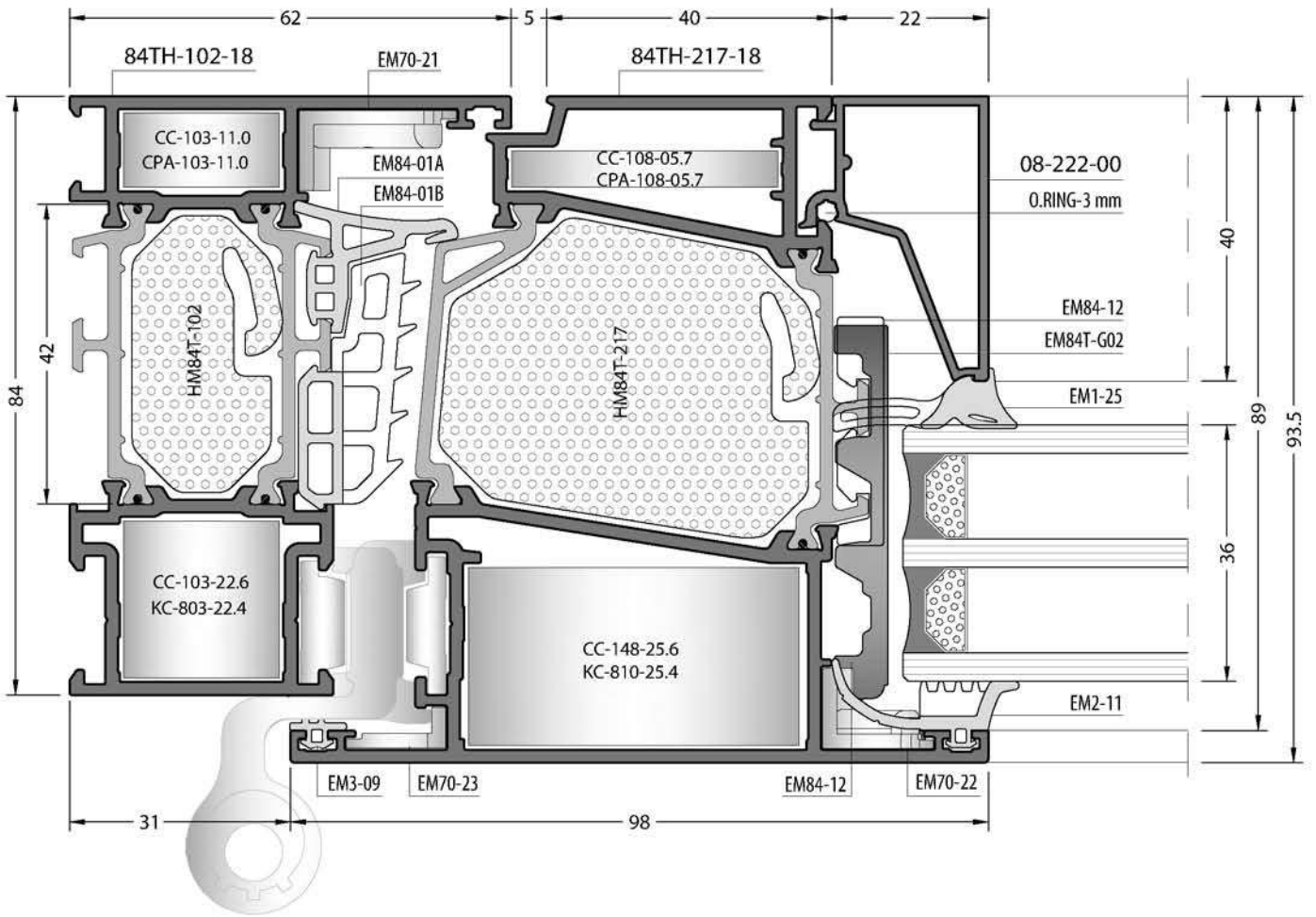
Inside Opening Door
İçe Açılır Kapı

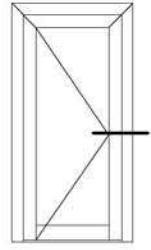




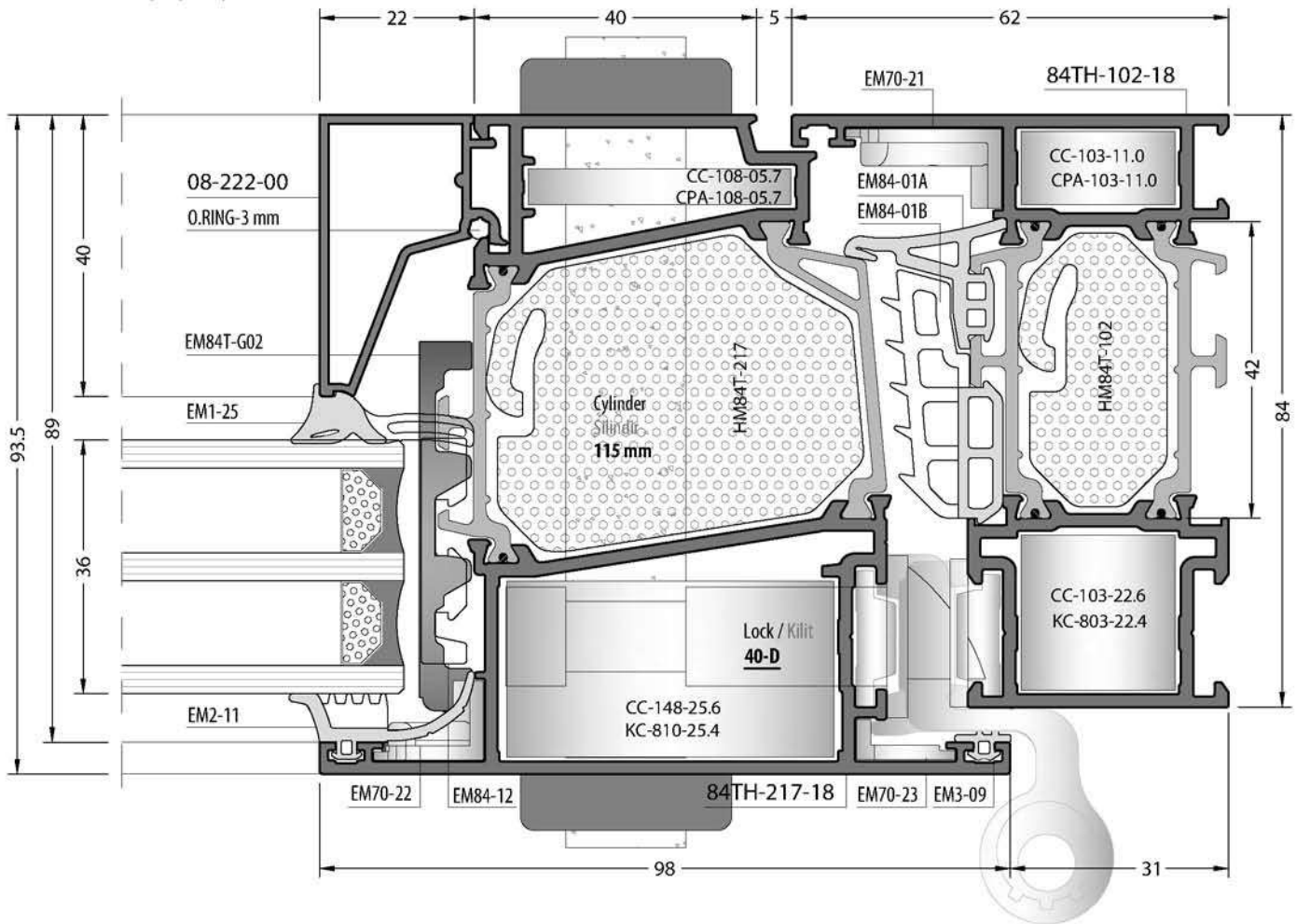


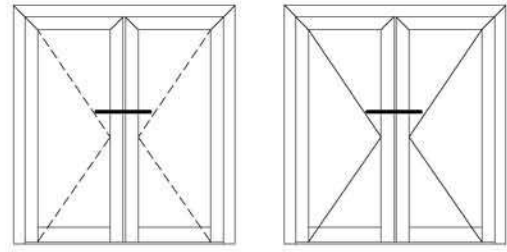
Outside Opening Door
Dışa Açılır Kapı



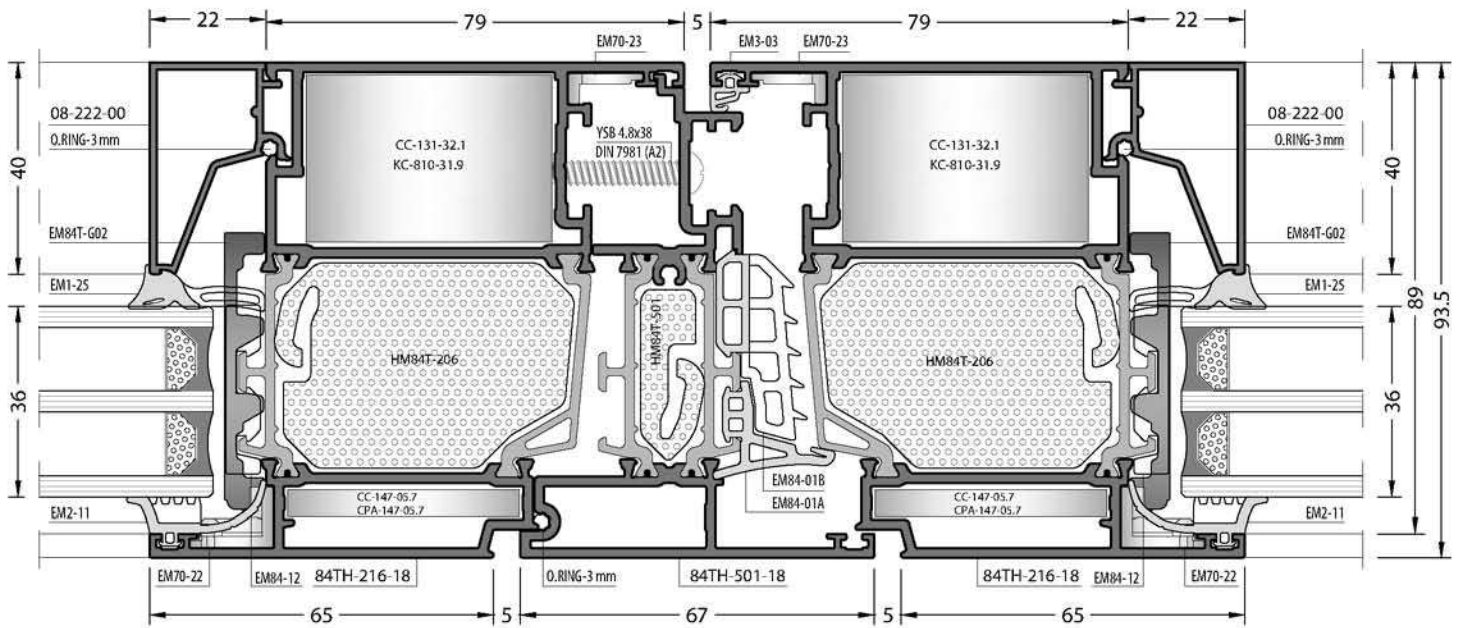


Outside Opening Door
Dışa Açılır Kapı

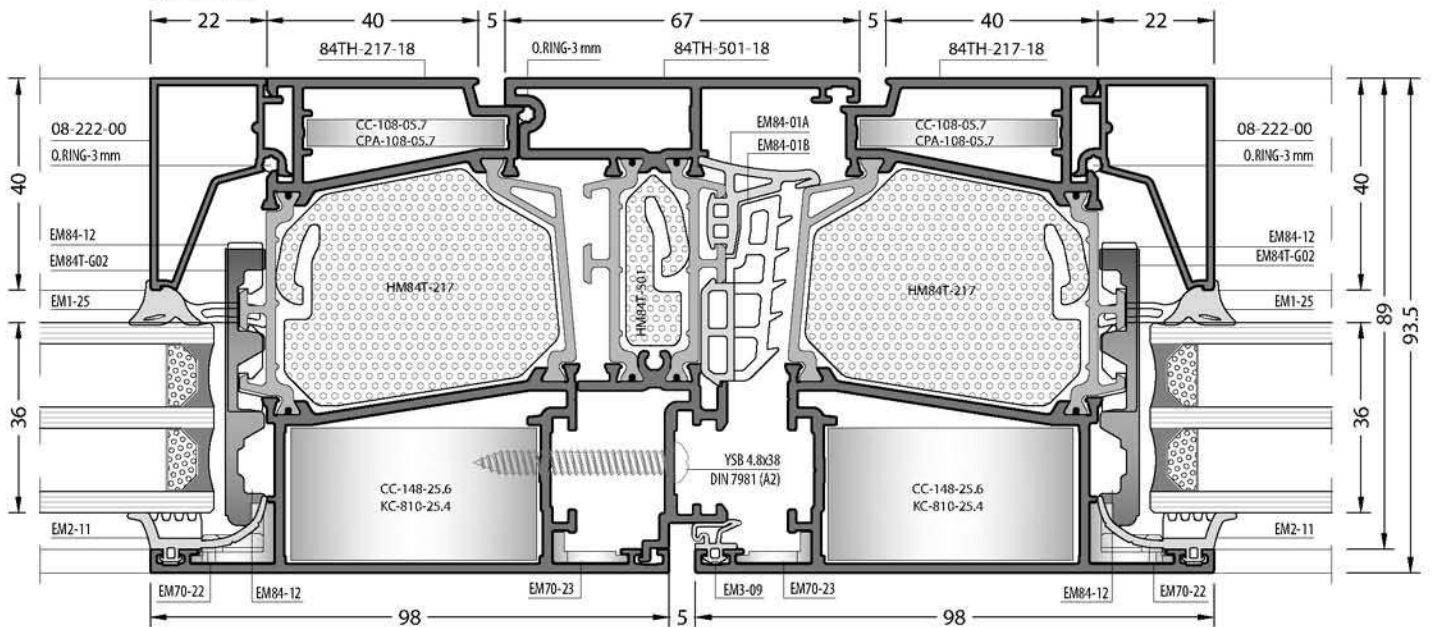




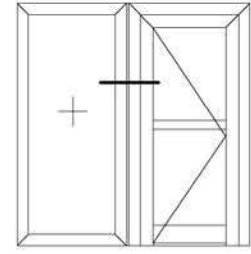
Inside Opening Door
İçe Açılır Kapı



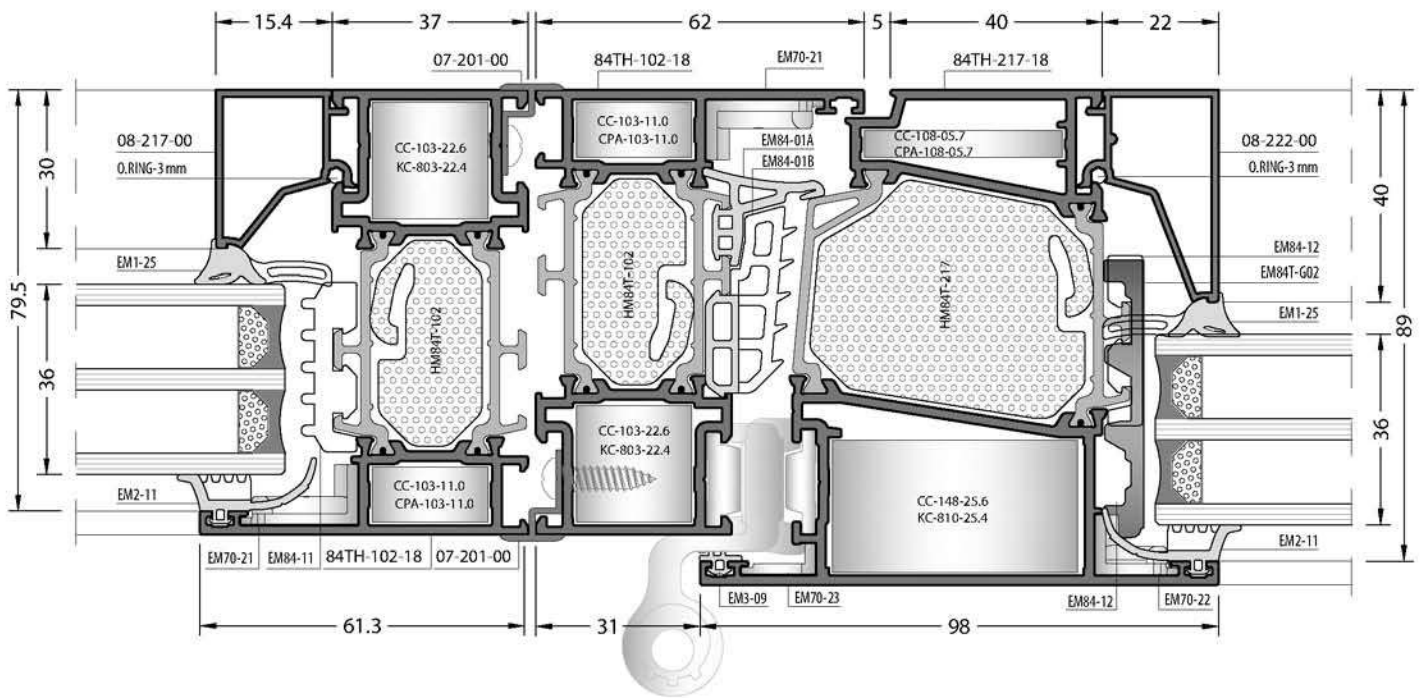
Outside Opening Door
Dışa Açılır Kapı



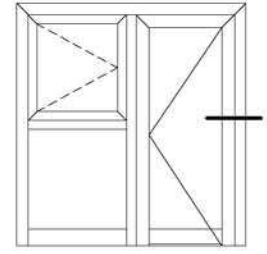
Not scaled / Ölçeksizdir



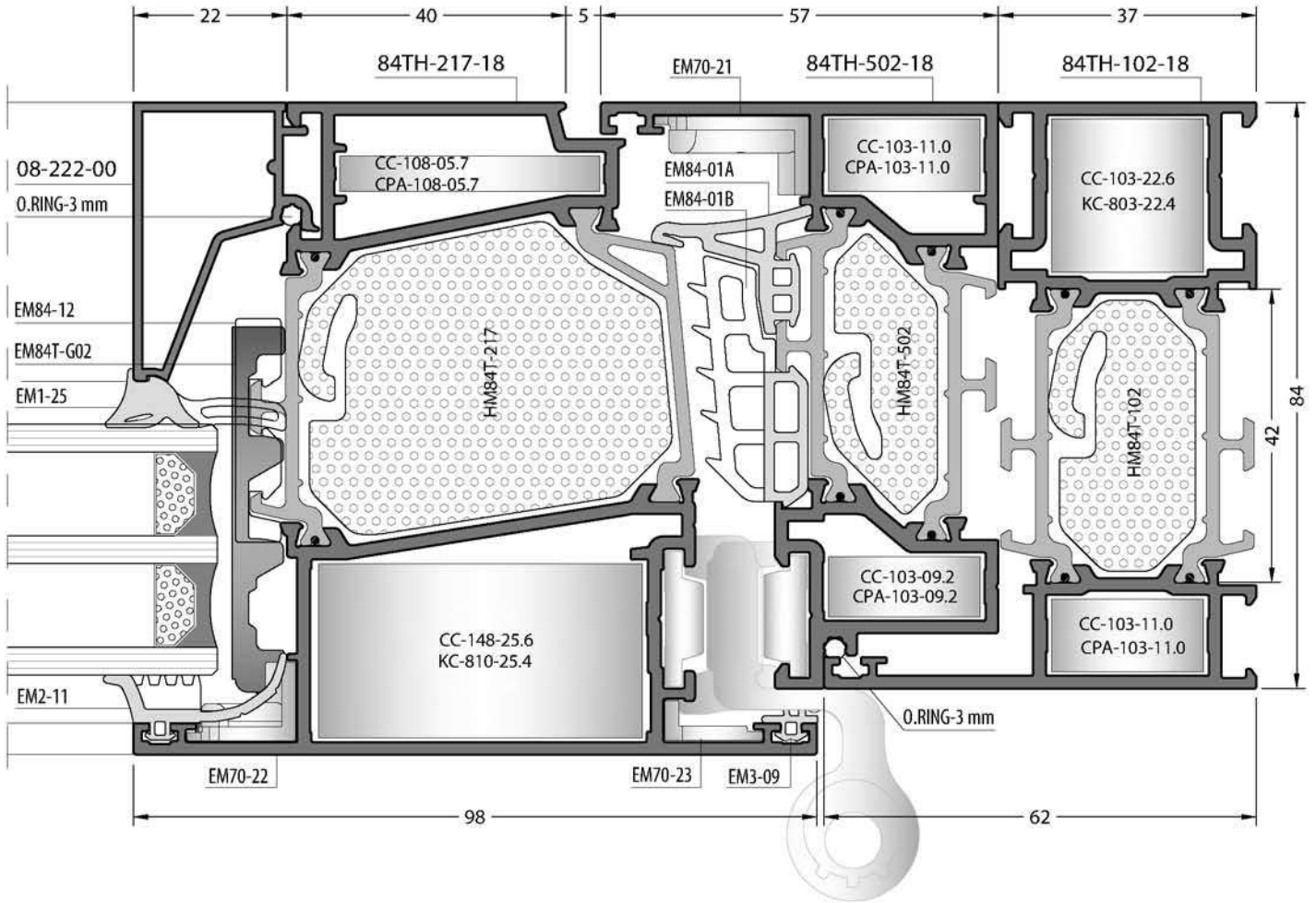
Outside Opening Door
Dışa Açılır Kapi

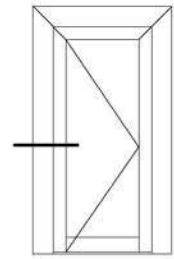


Not scaled / Ölçeksizdir

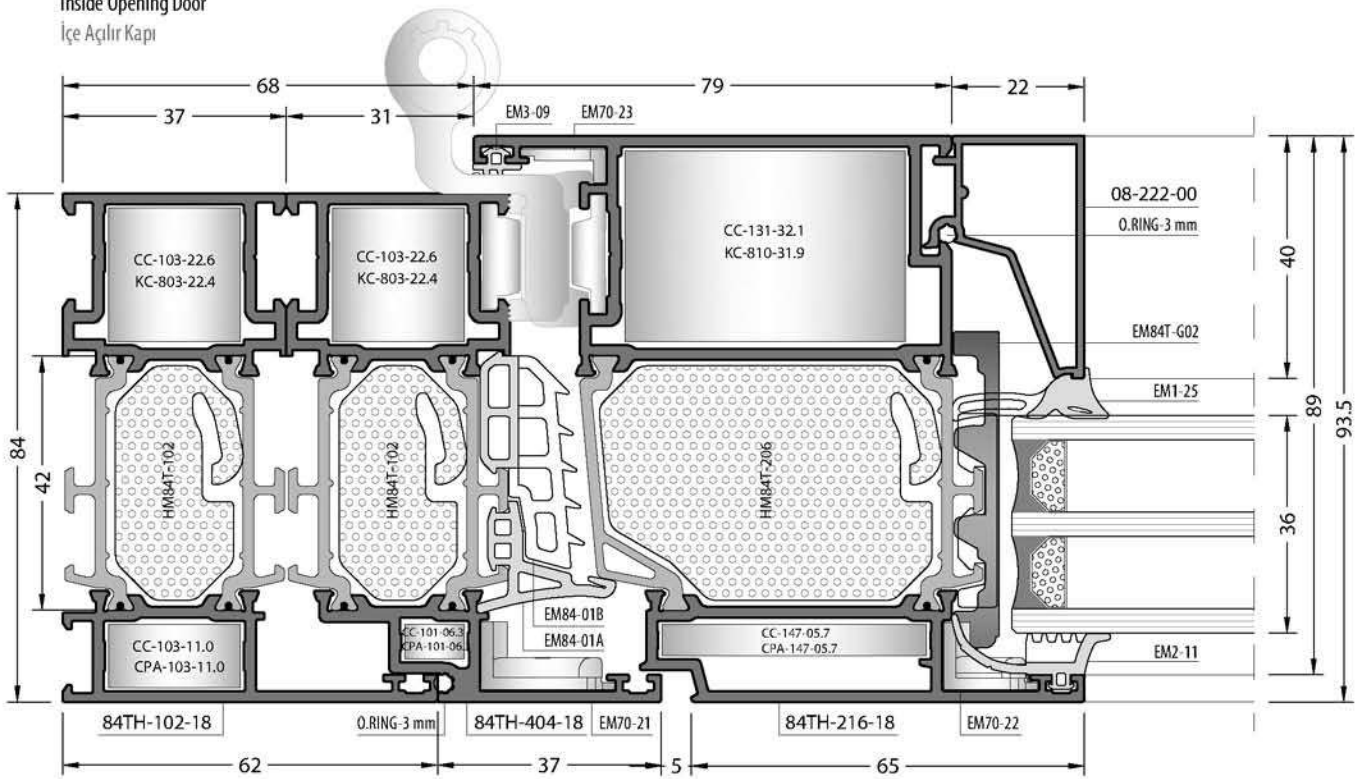


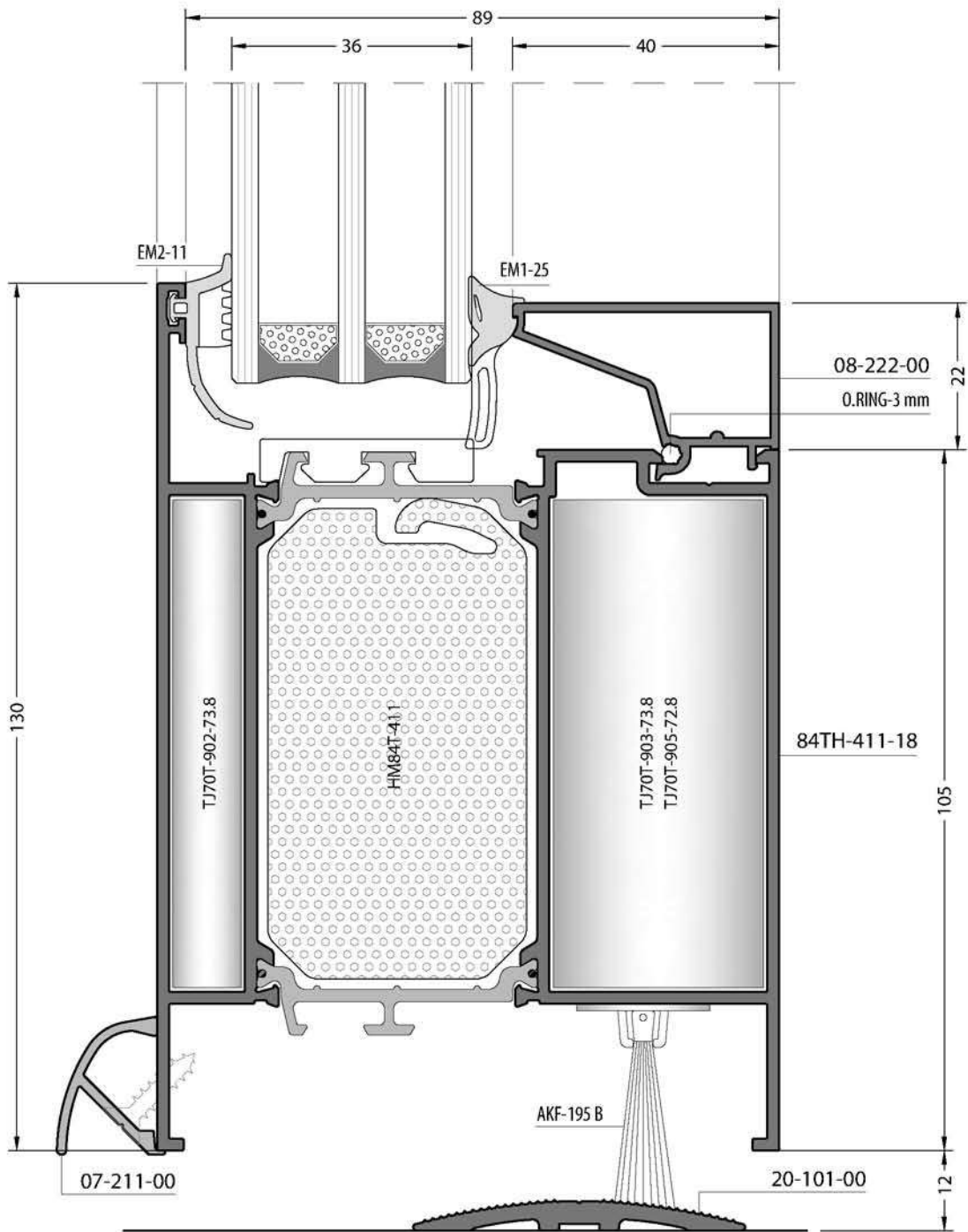
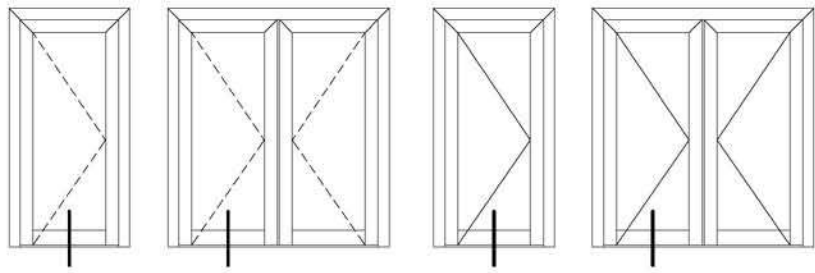
Inside Window and Outside Opening Door
İçe Açılır Pencere ve Dışa Açılır Kapı

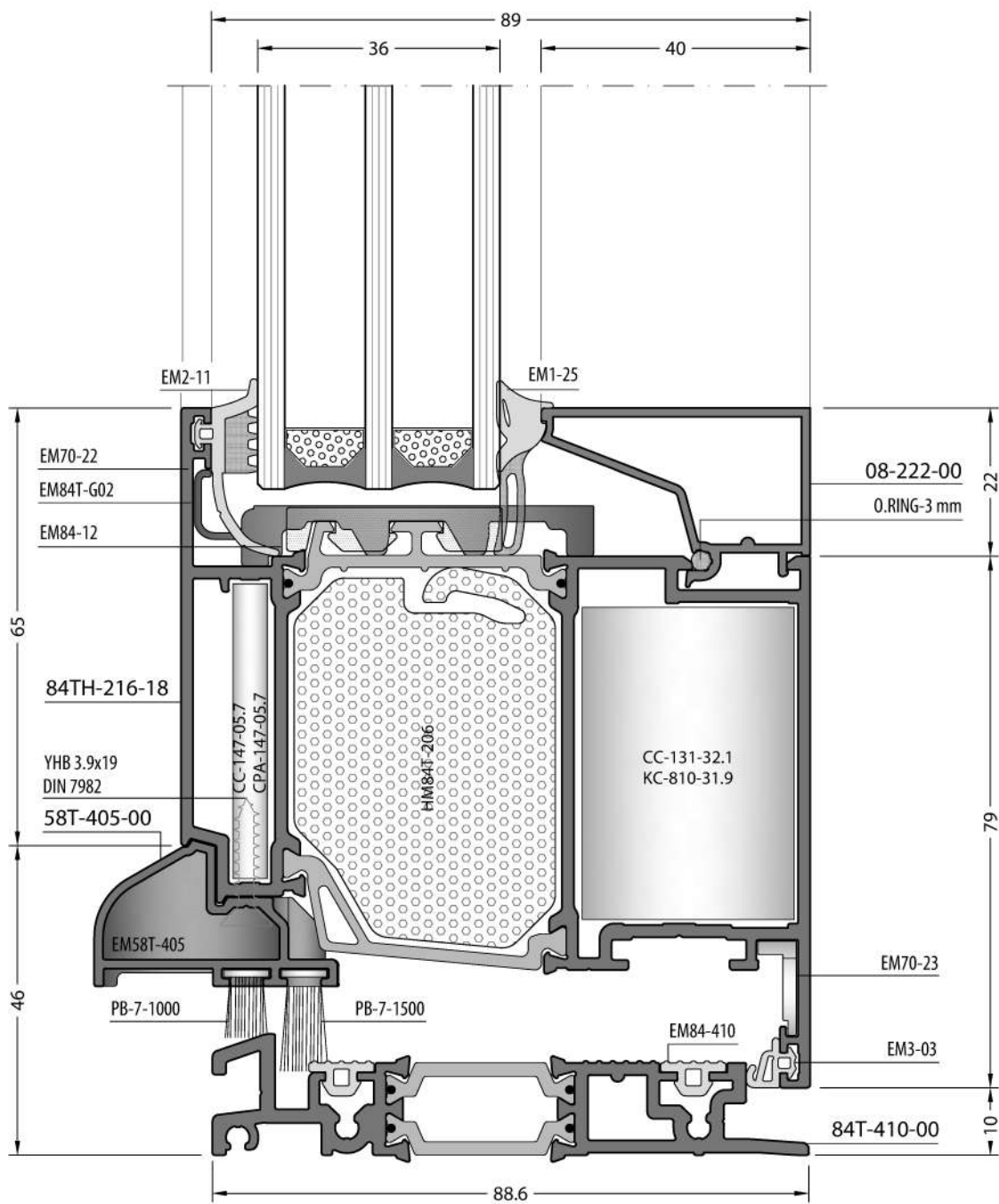
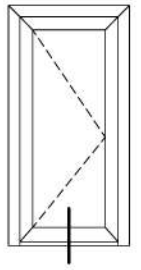


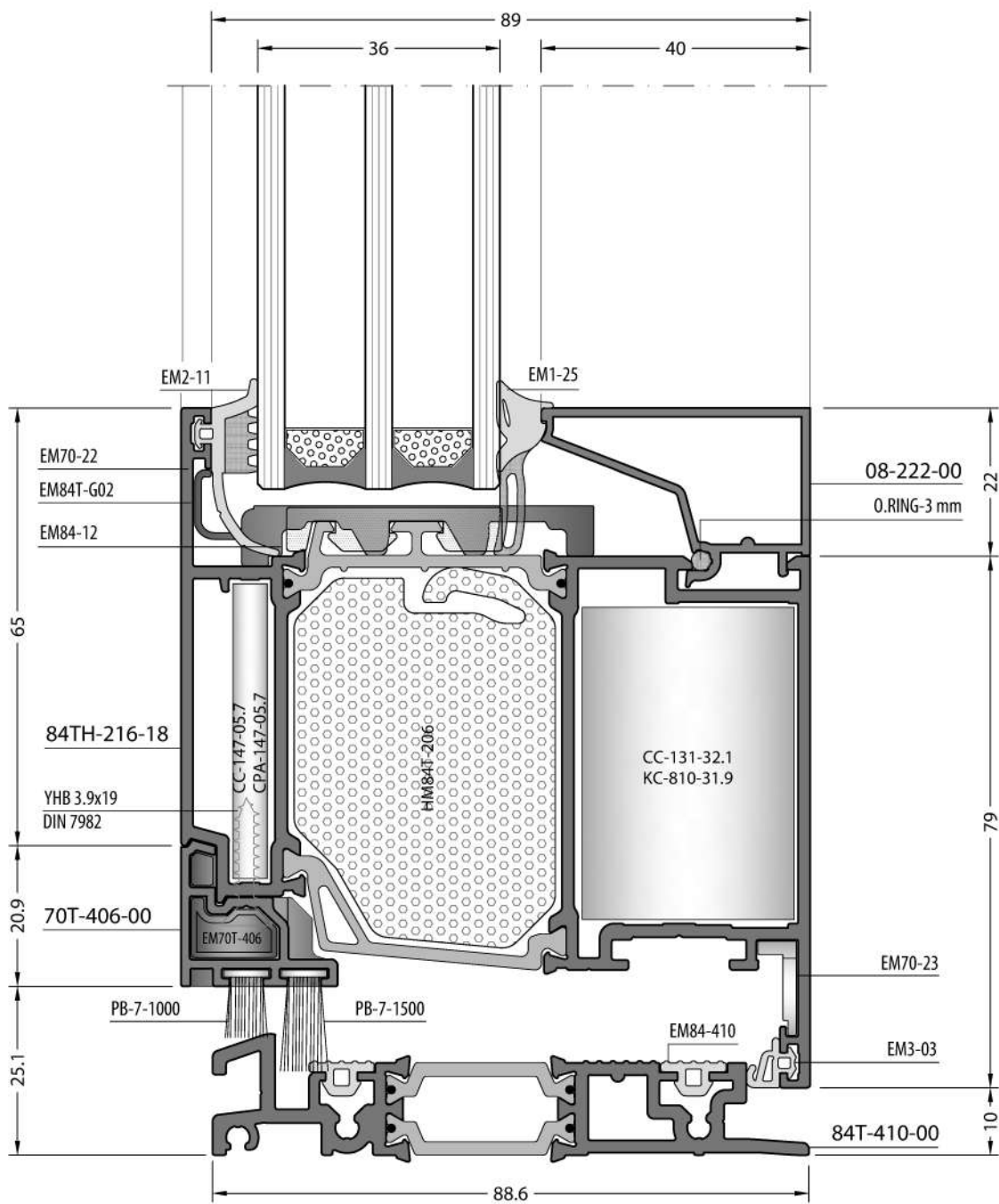
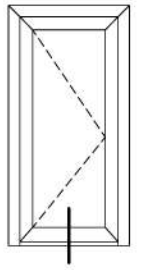


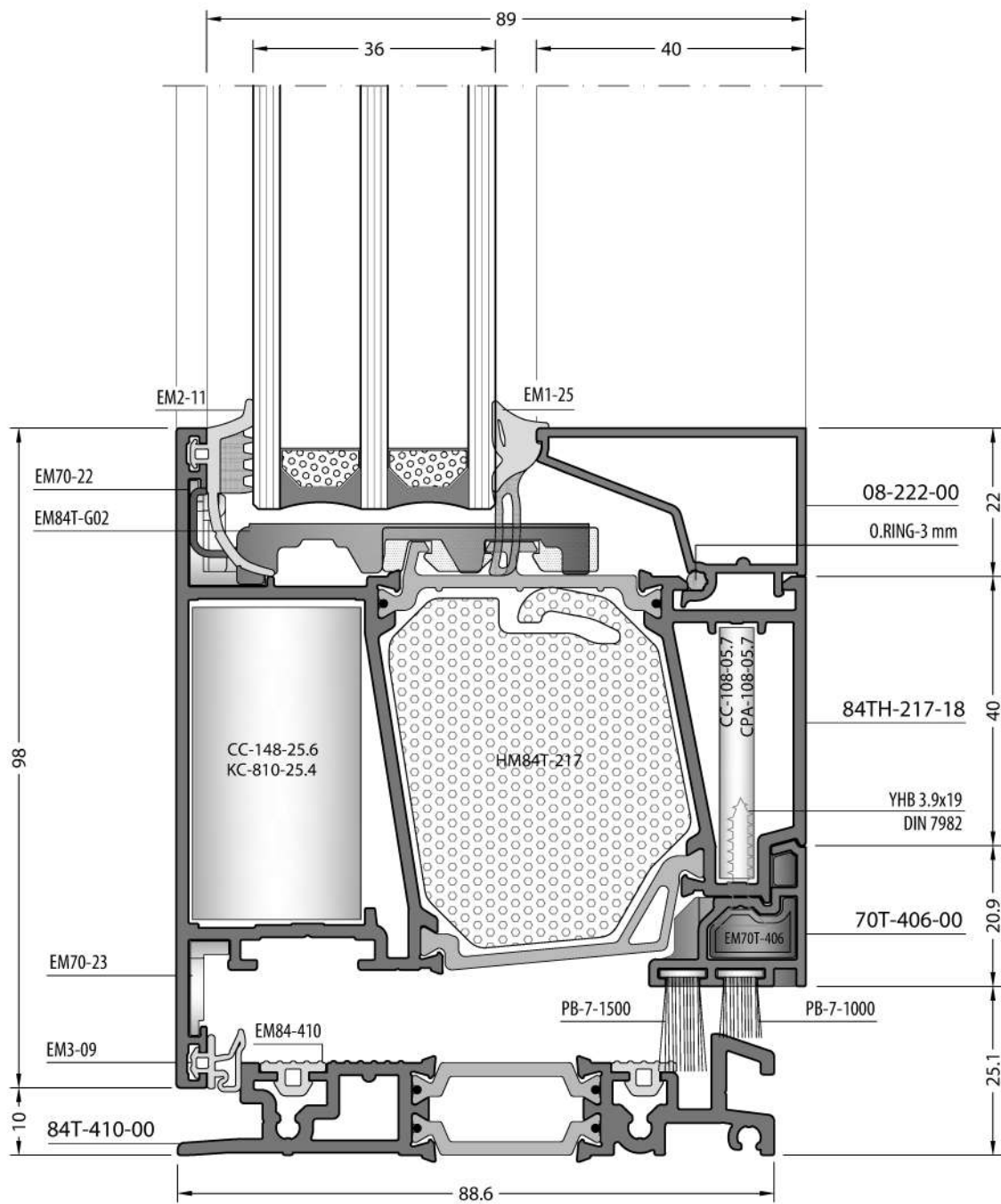
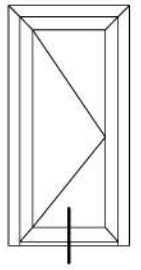
Inside Opening Door
İçe Açılır Kapı

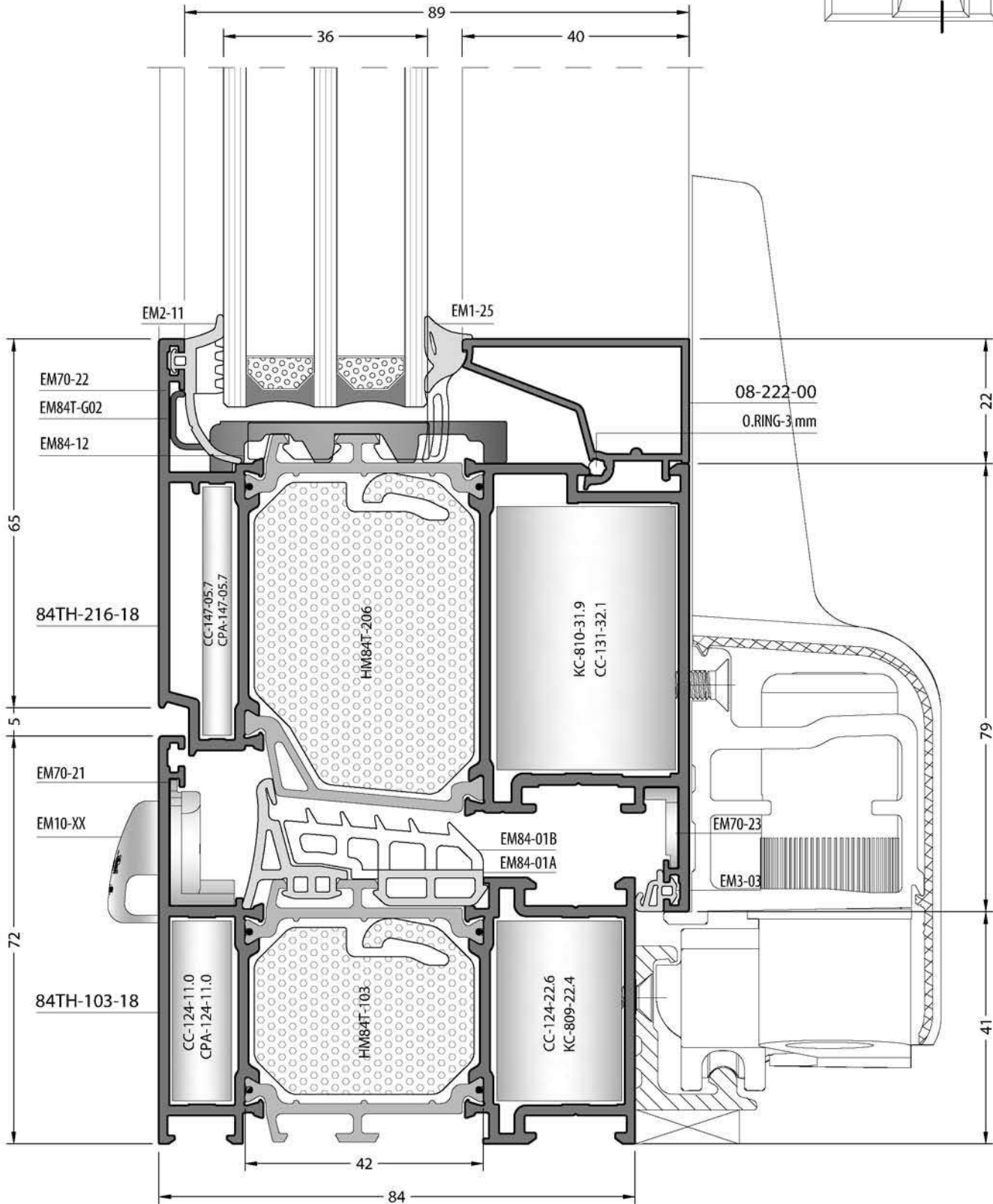
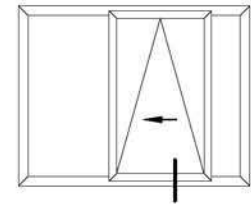


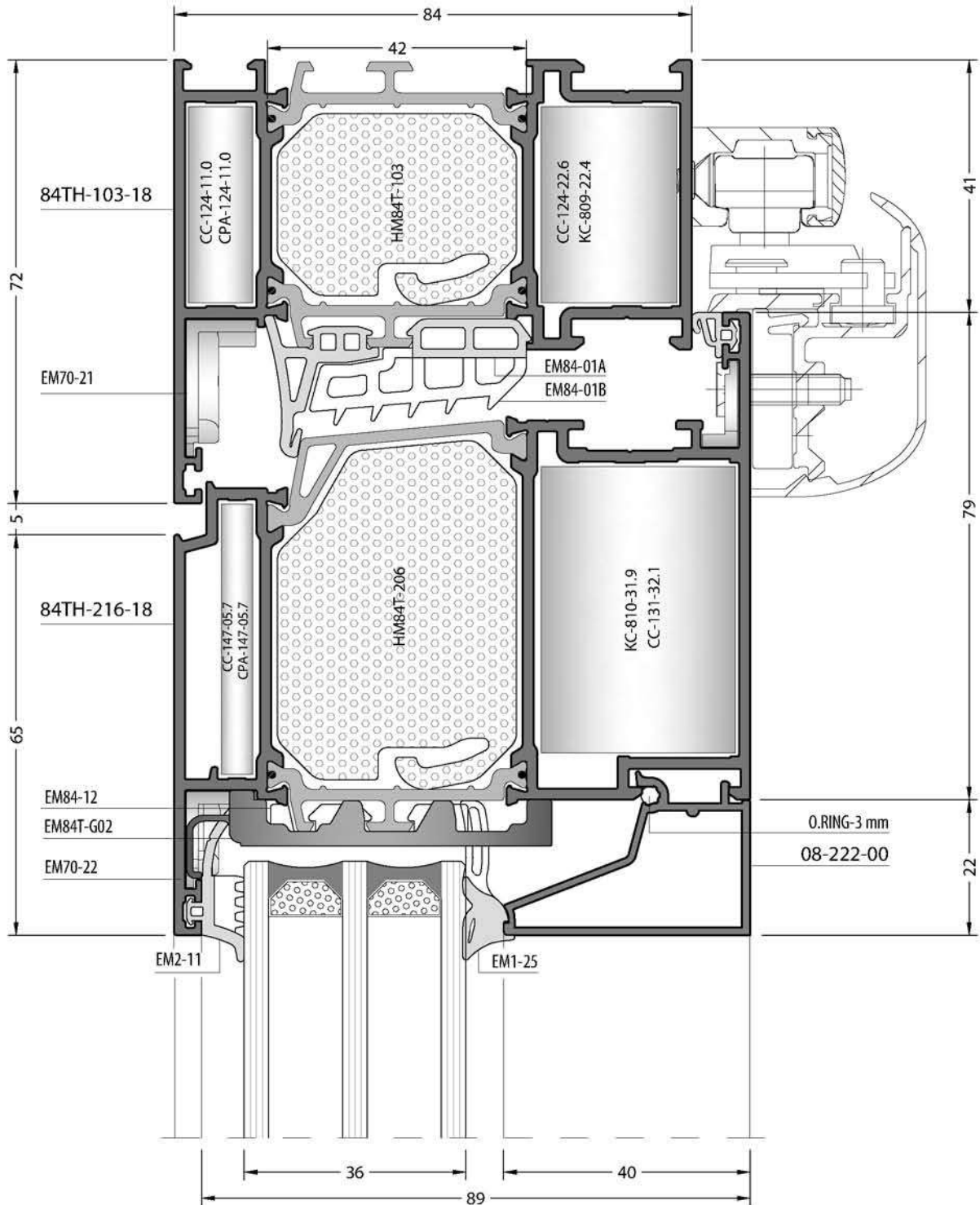
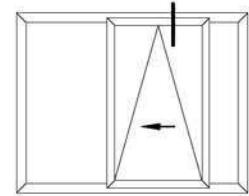


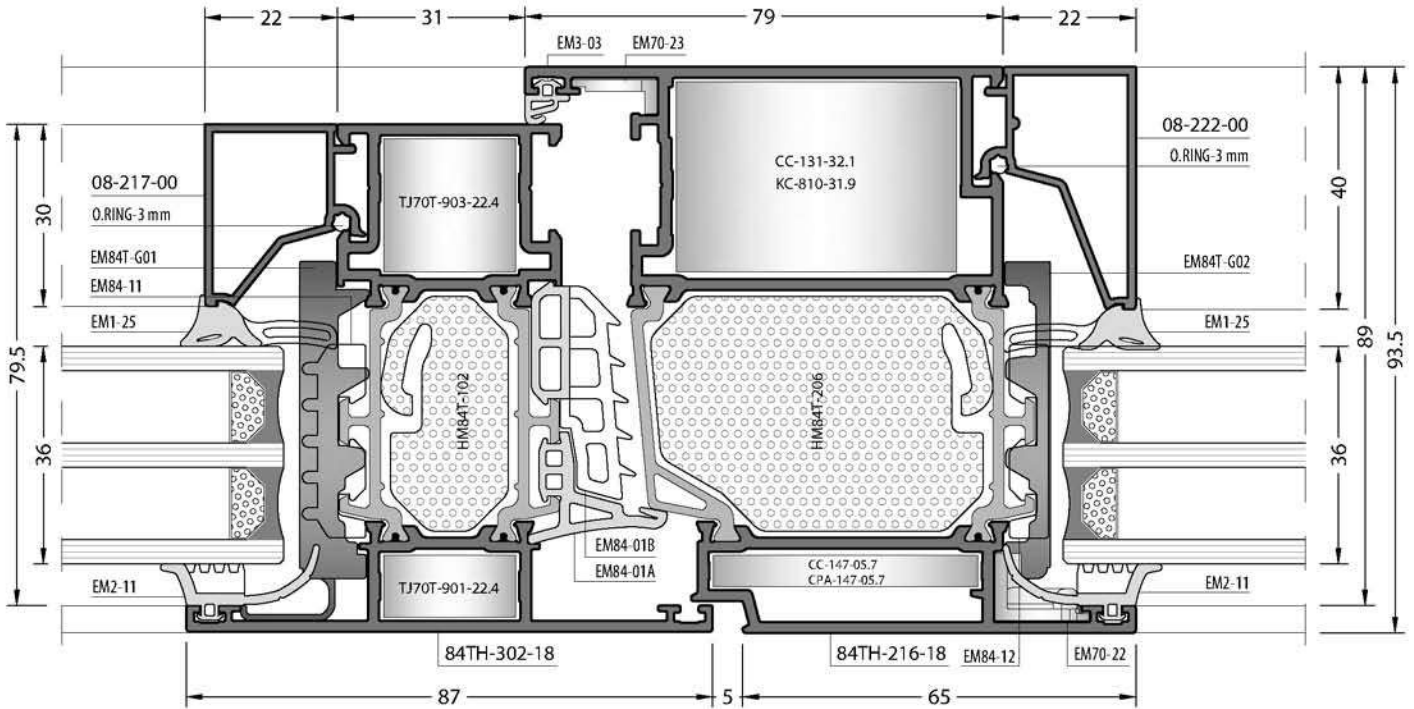
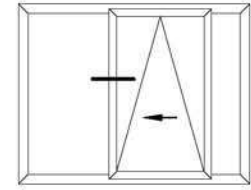


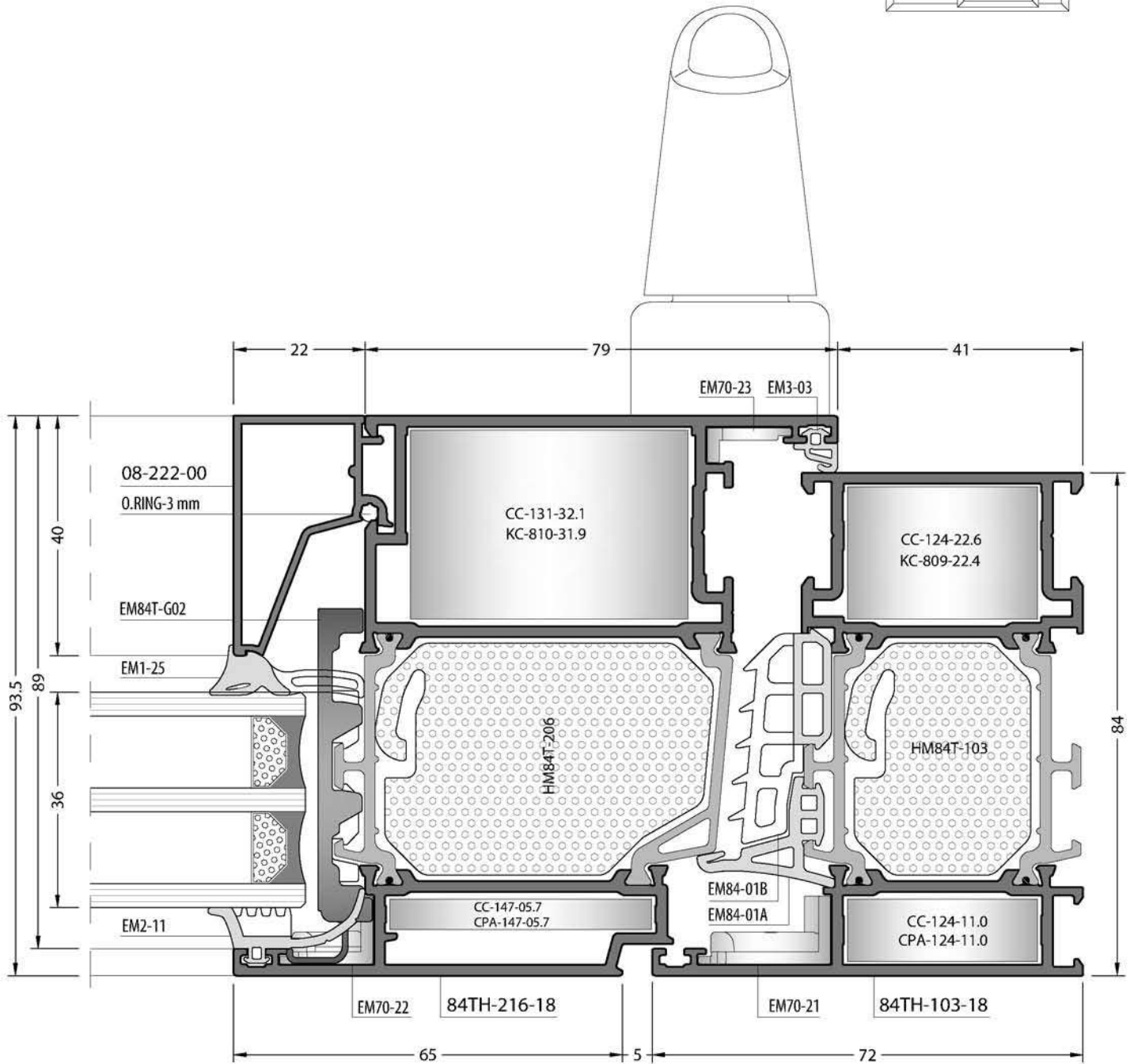
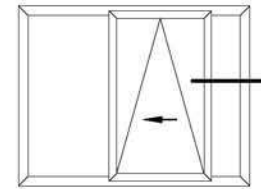


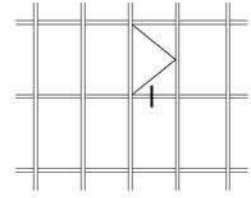




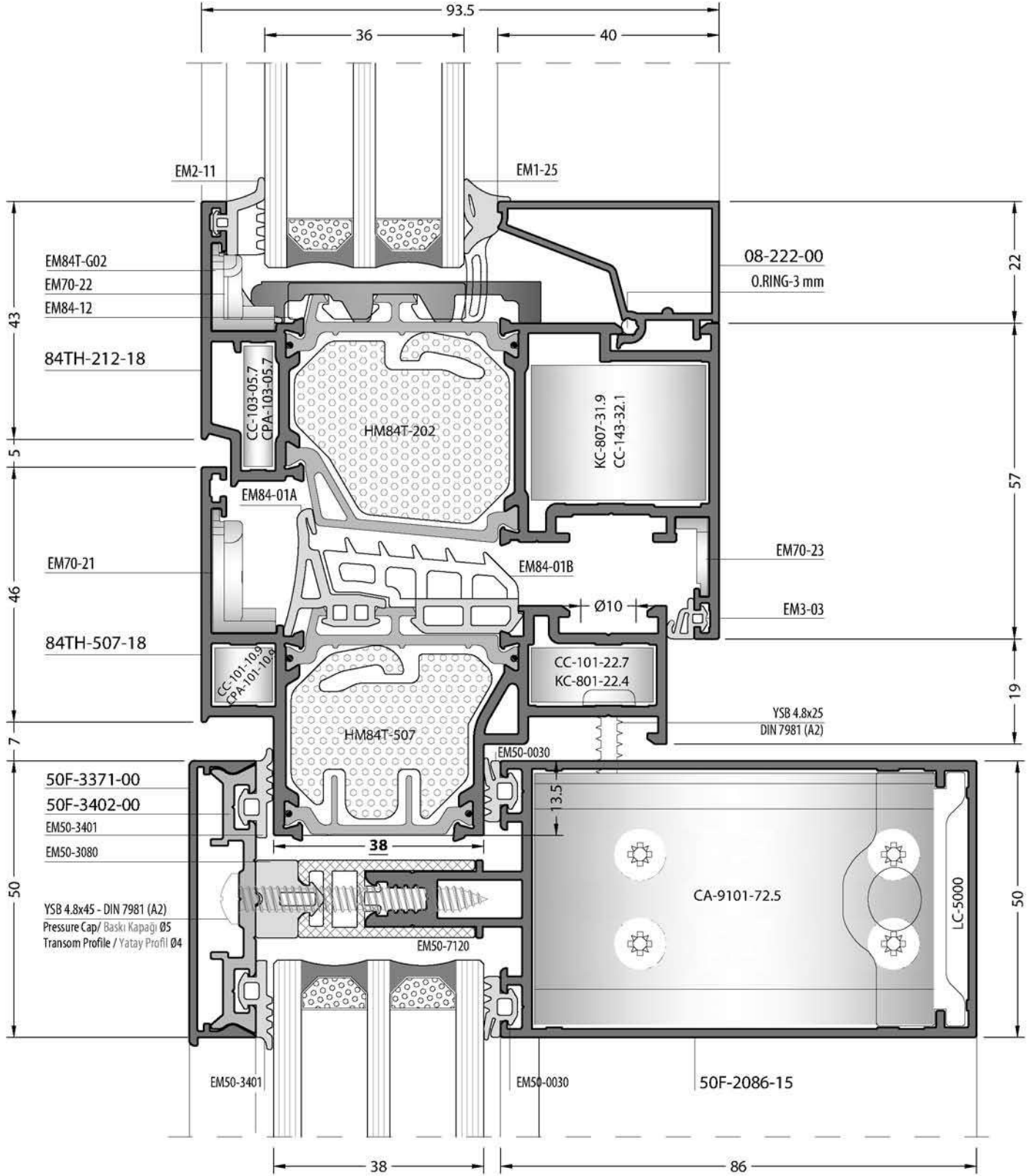


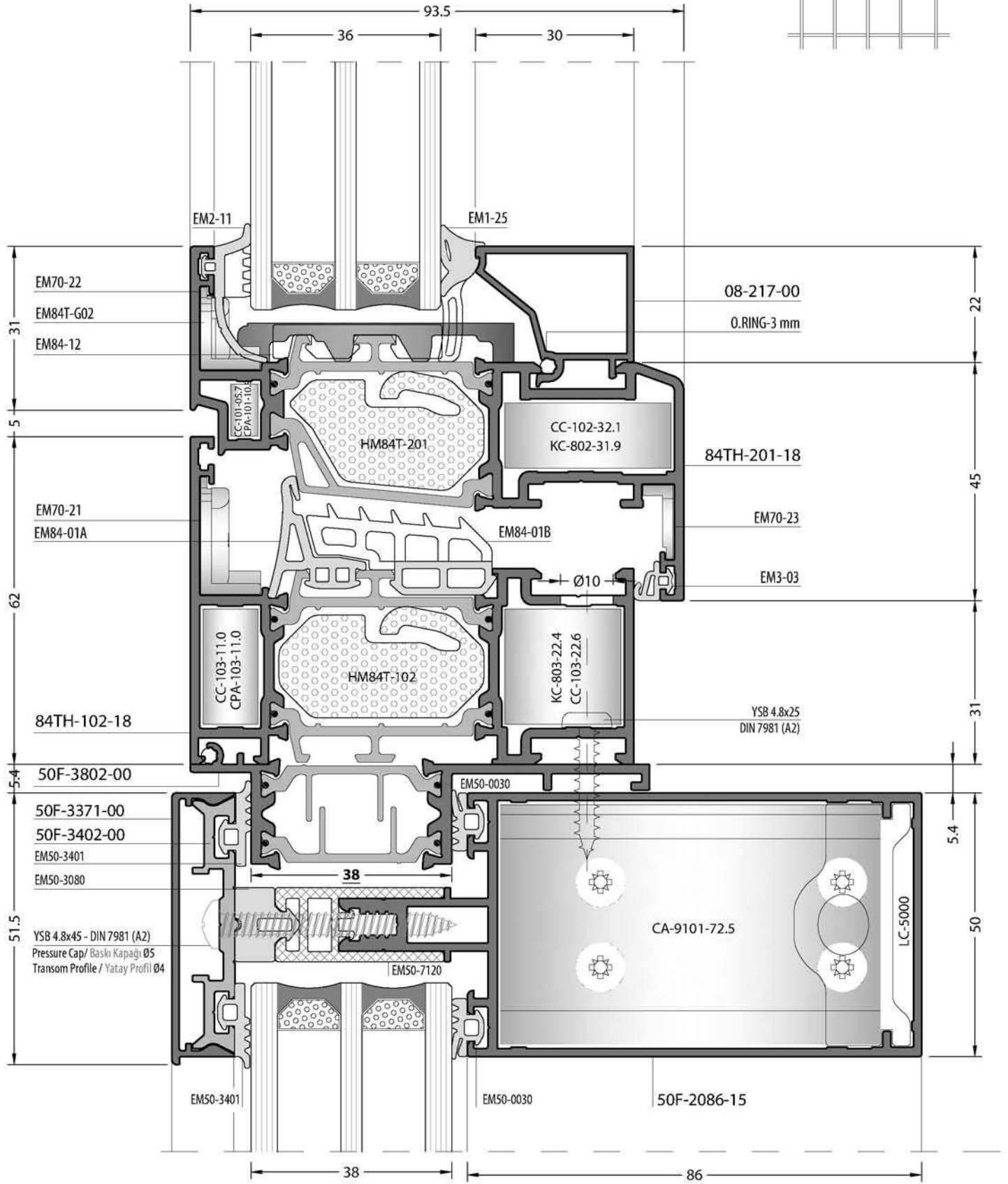
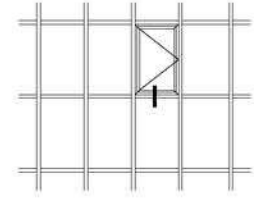




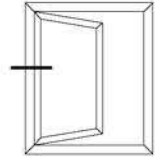


84TH - 84T Cephe Adaptörlü / 84TH - 84T Facade With Adapter



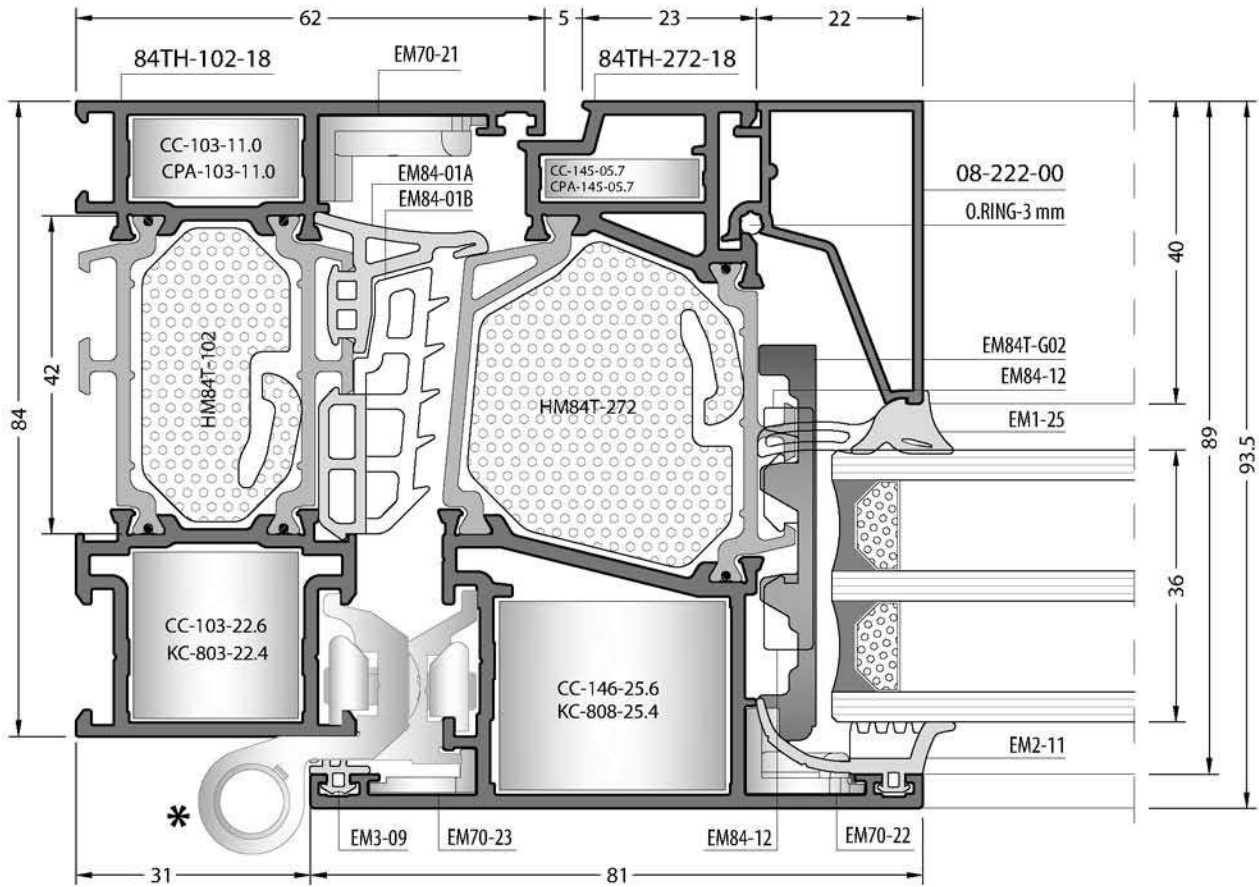


OUTWARDS
DIŐA AÇILIMLAR

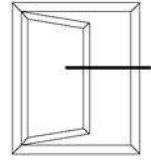


Exterior Window Sash Profile Details

DıŐa Açılır Pencere Kanat Profil Detayları

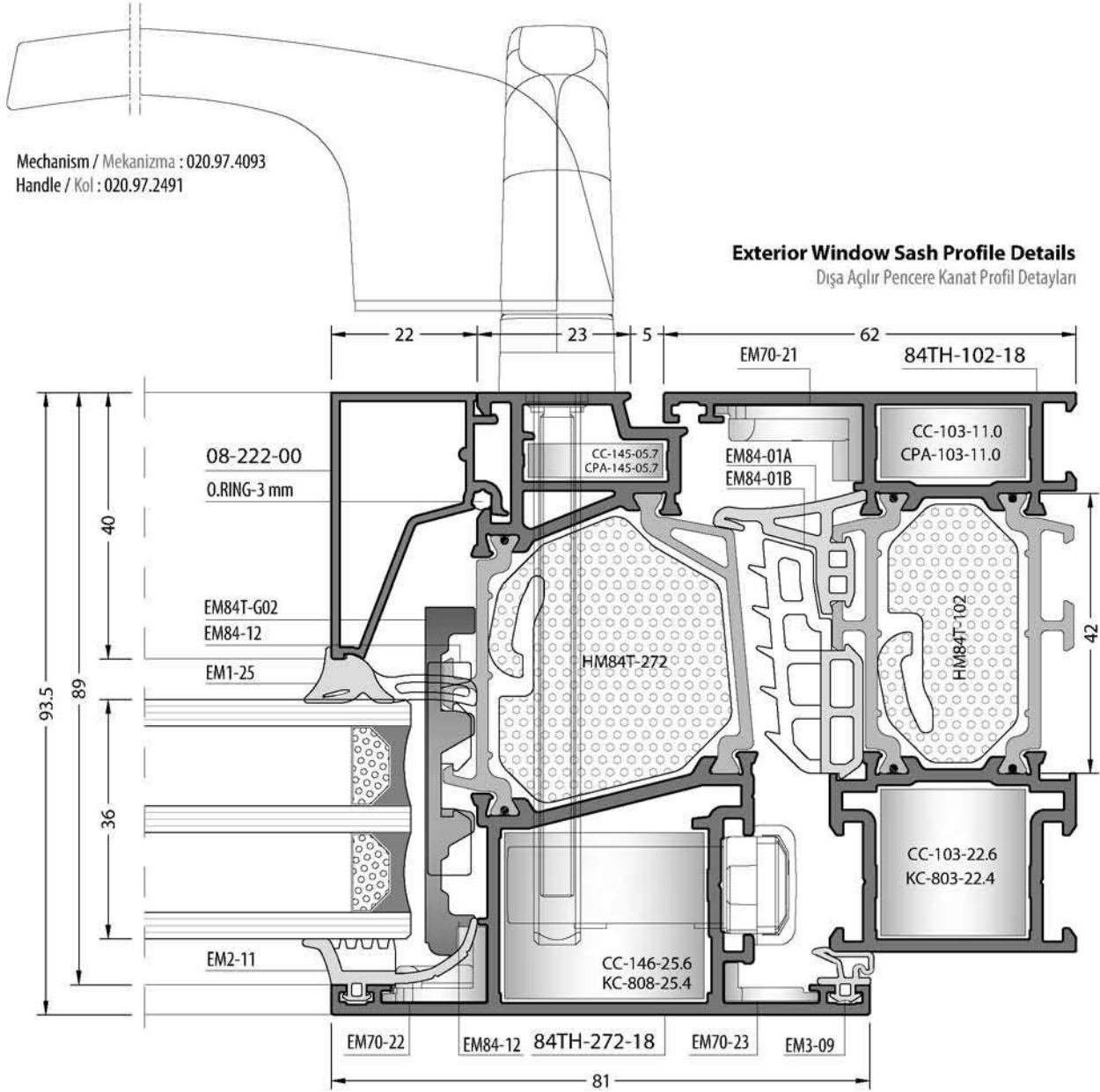


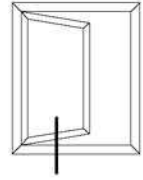
*** If window hinges are used, friction hinge on page 3 should not be used.**
Eđer pencere menteŐesi kullanılıyorsa, sayfa 3 'te olan makas kullanılmamalı.



Mechanism / Mekanizma : 020.97.4093
Handle / Kol : 020.97.2491

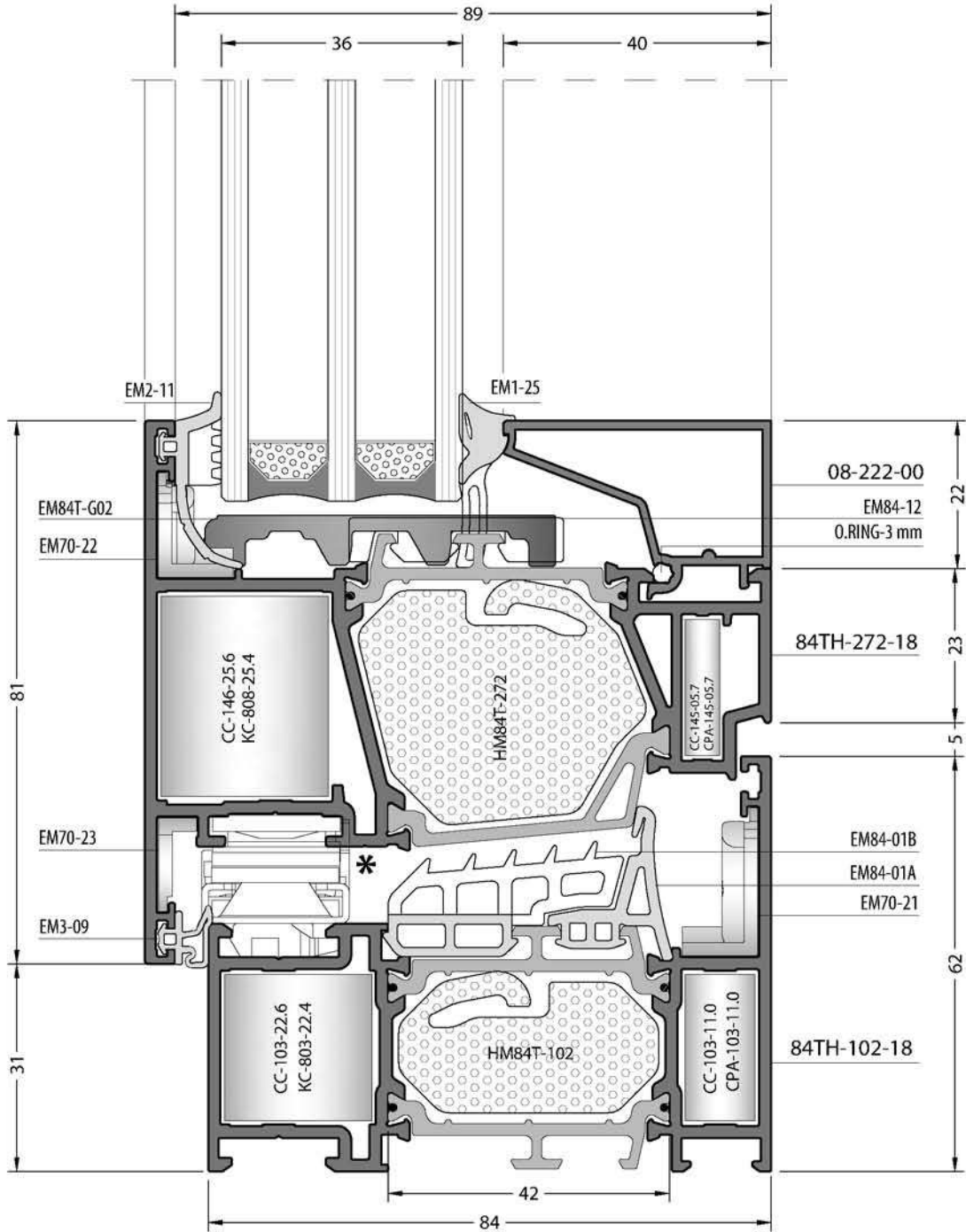
Exterior Window Sash Profile Details
DıŐa Açılır Pencere Kanat Profil Detayları



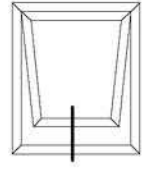


Exterior Window Sash Profile Details

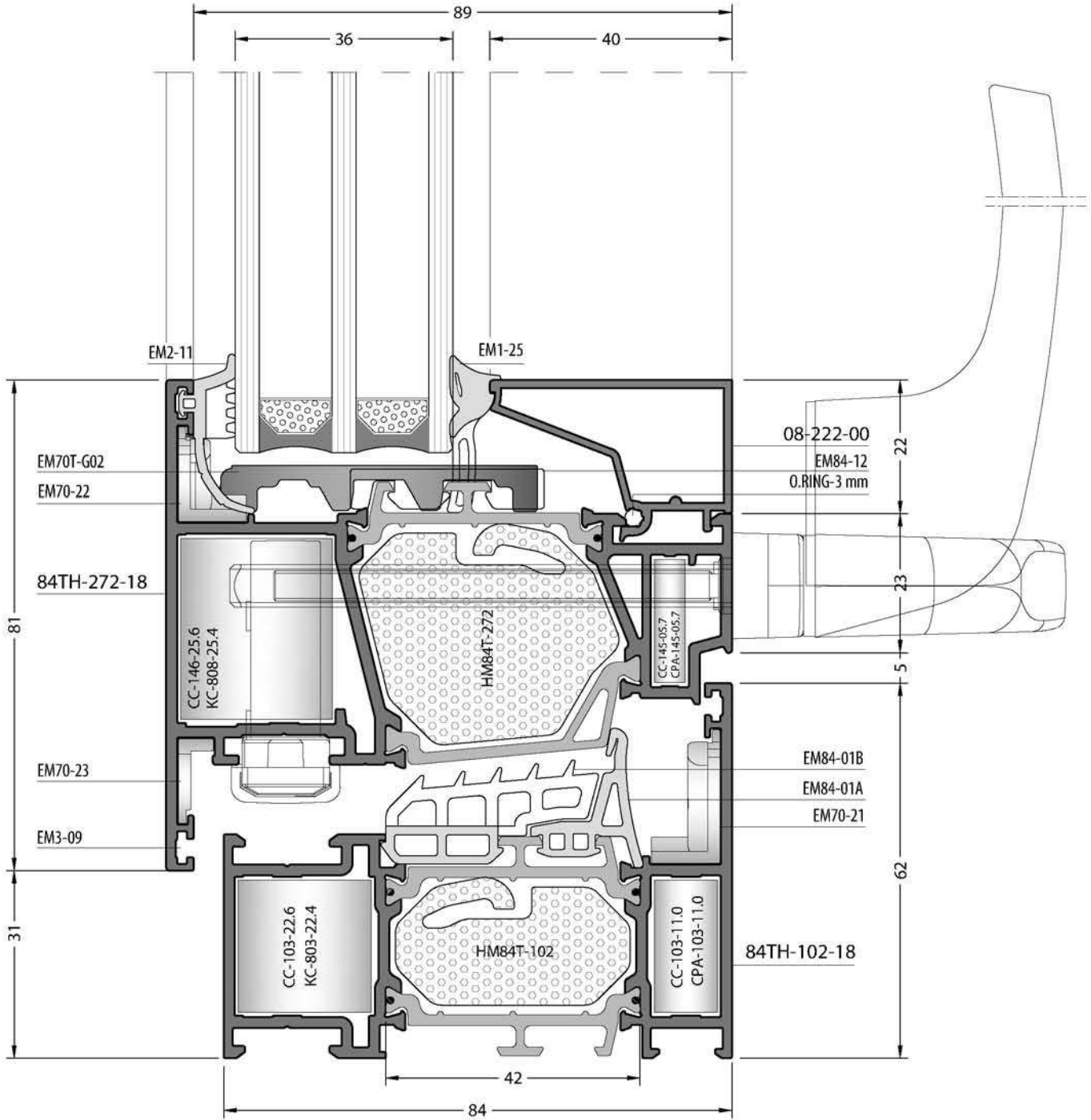
DıŐa Açılır Pencere Kanat Profil Detayları

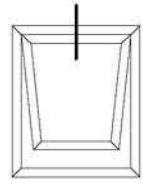


*** If friction hinge are used, window hinges on page 1 should not be used.**
 Eđer makas kullanılıyorsa, sayfa 1 'de olan pencere menteŐesi kullanılmamalı.



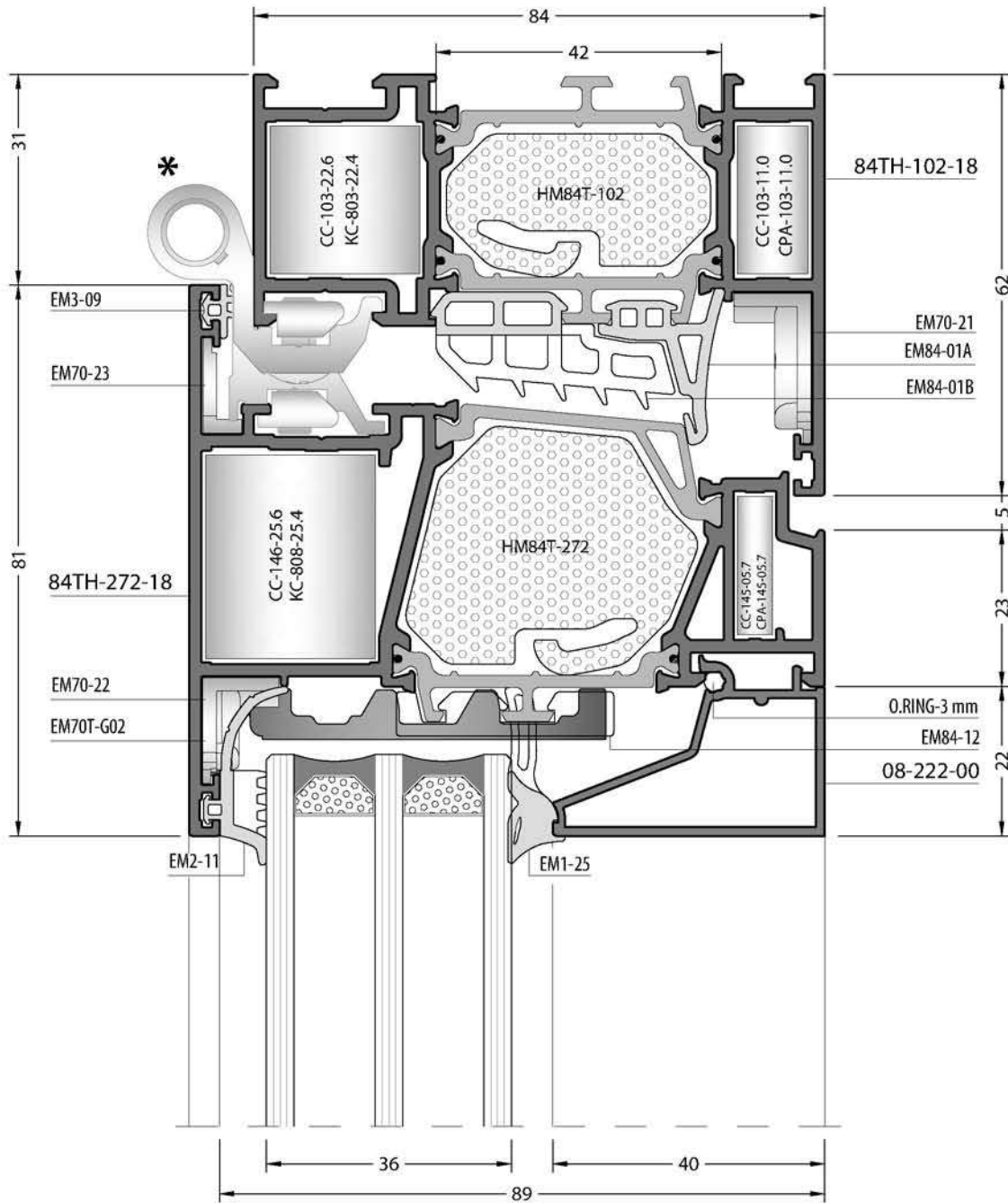
Exterior Window Sash Profile Details
 DıŐa Açılır Pencere Kanat Profil Detayları



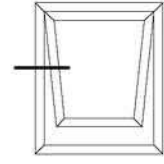


Exterior Window Sash Profile Details

DıŐa Ağılr Pencere Kanat Profil Detayları

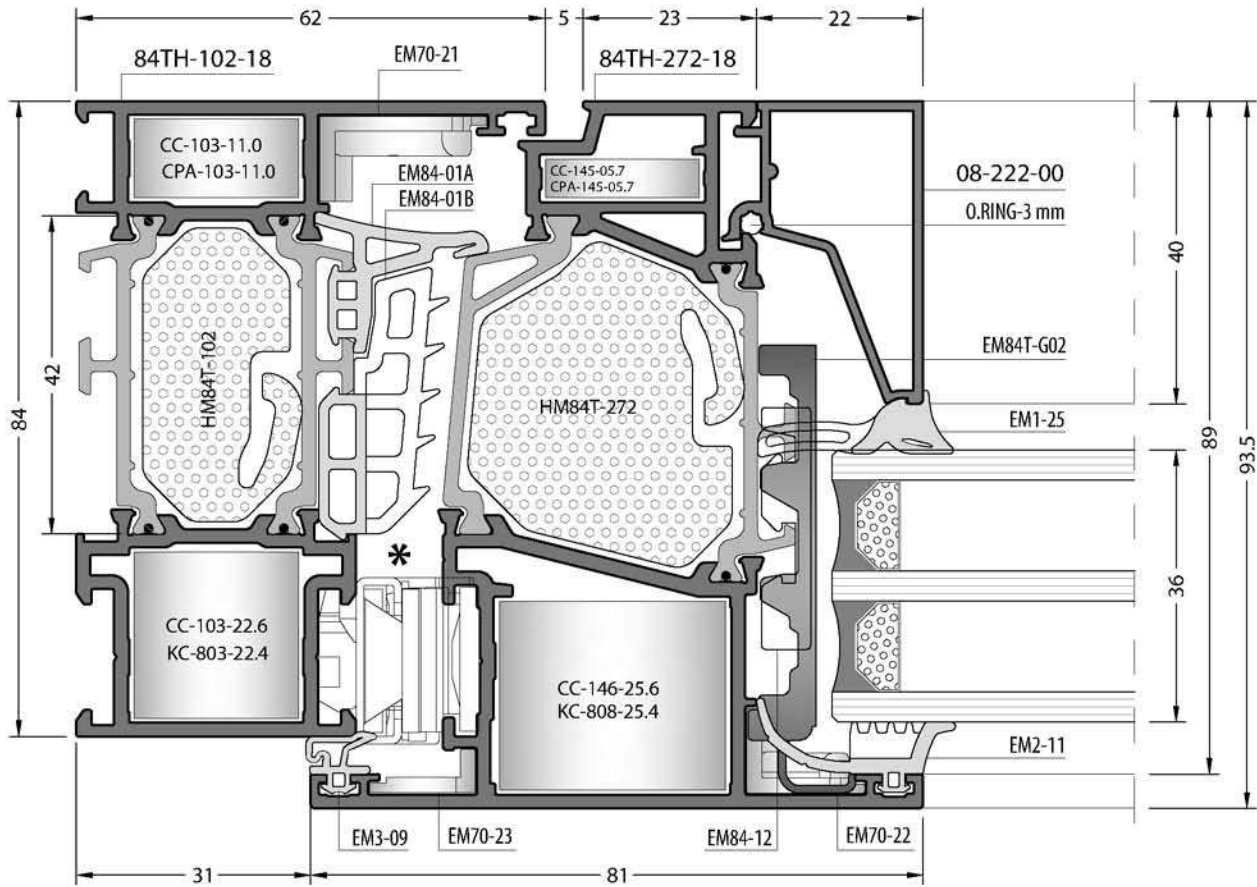


*** If window hinges are used, friction hinge on page 3 should not be used.**
 *Eğer pencere menteŐesi kullanılıyorsa, sayfa 3 'te olan makas kullanılmamalı.

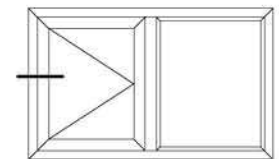
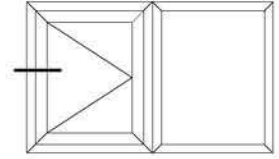
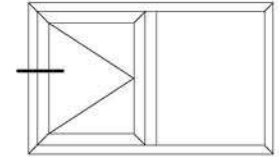
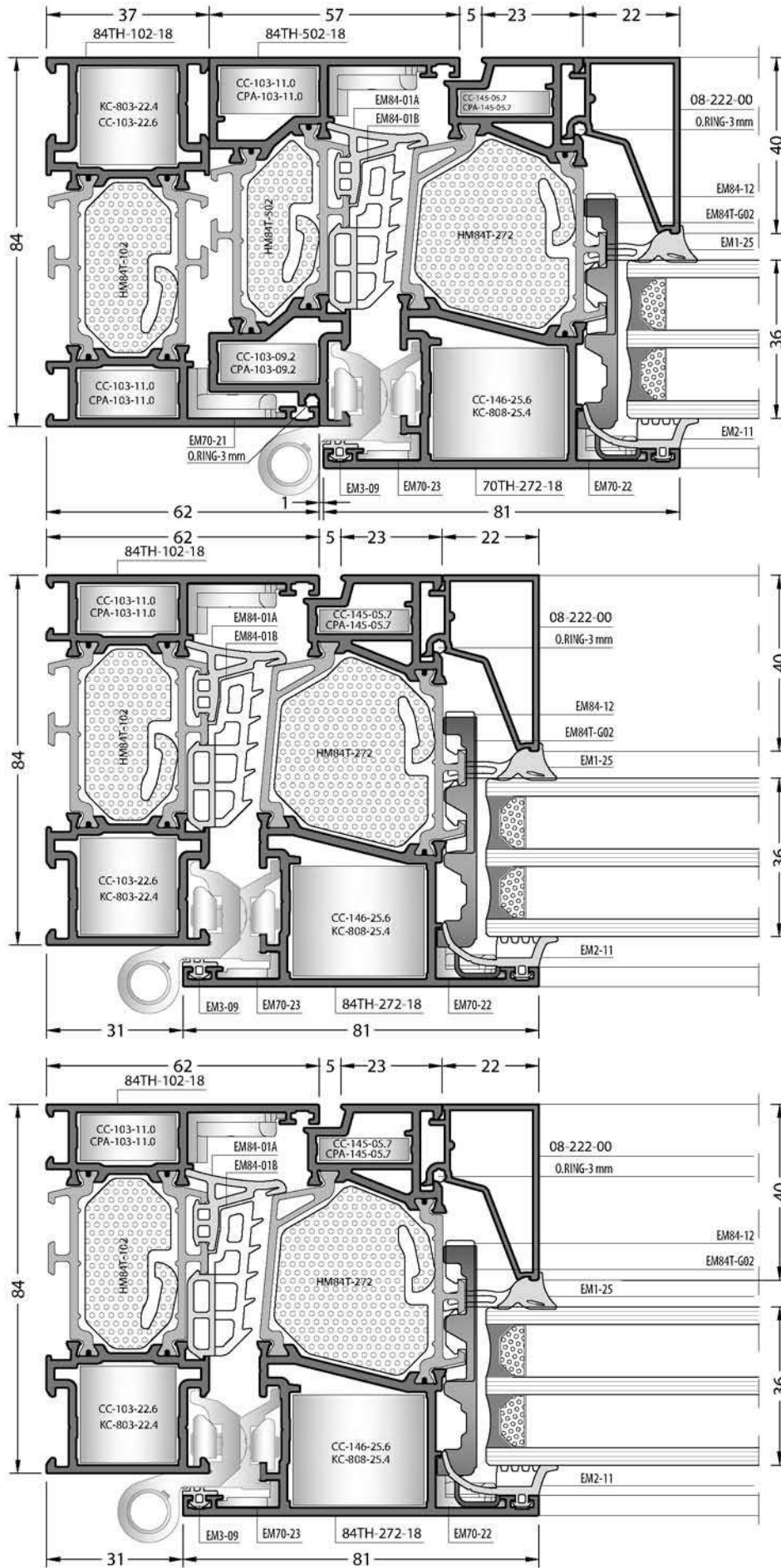


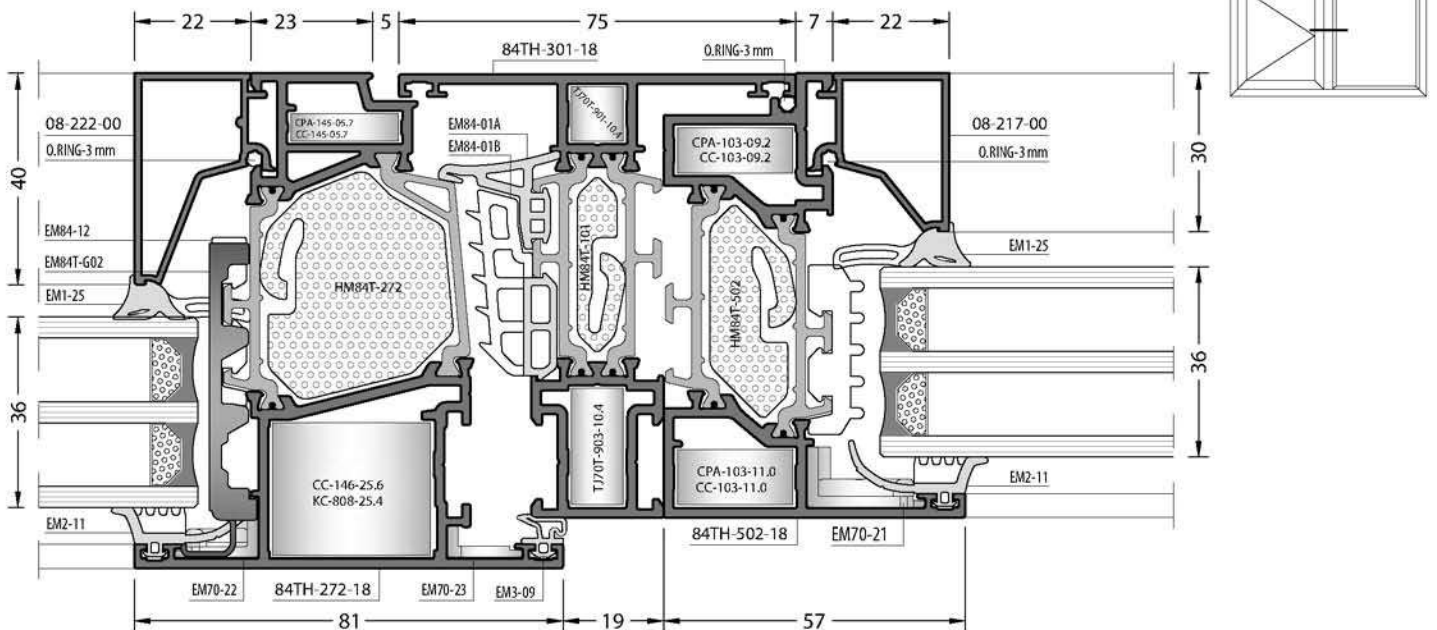
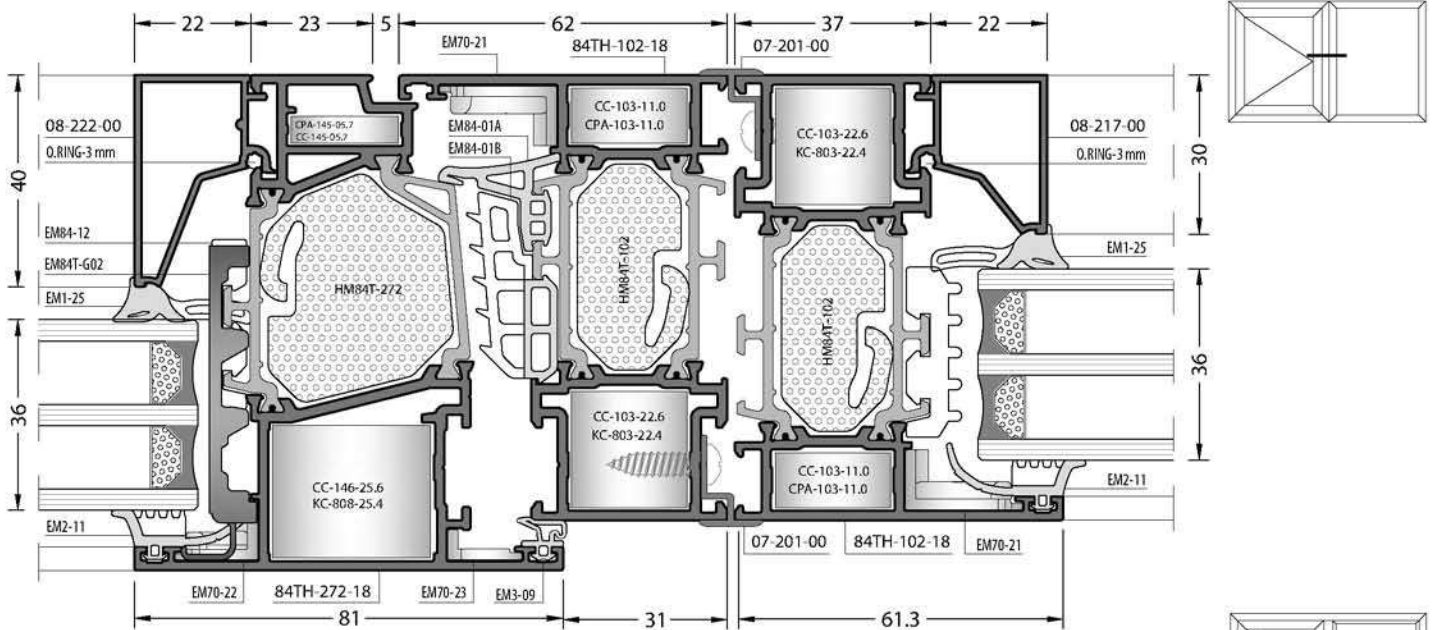
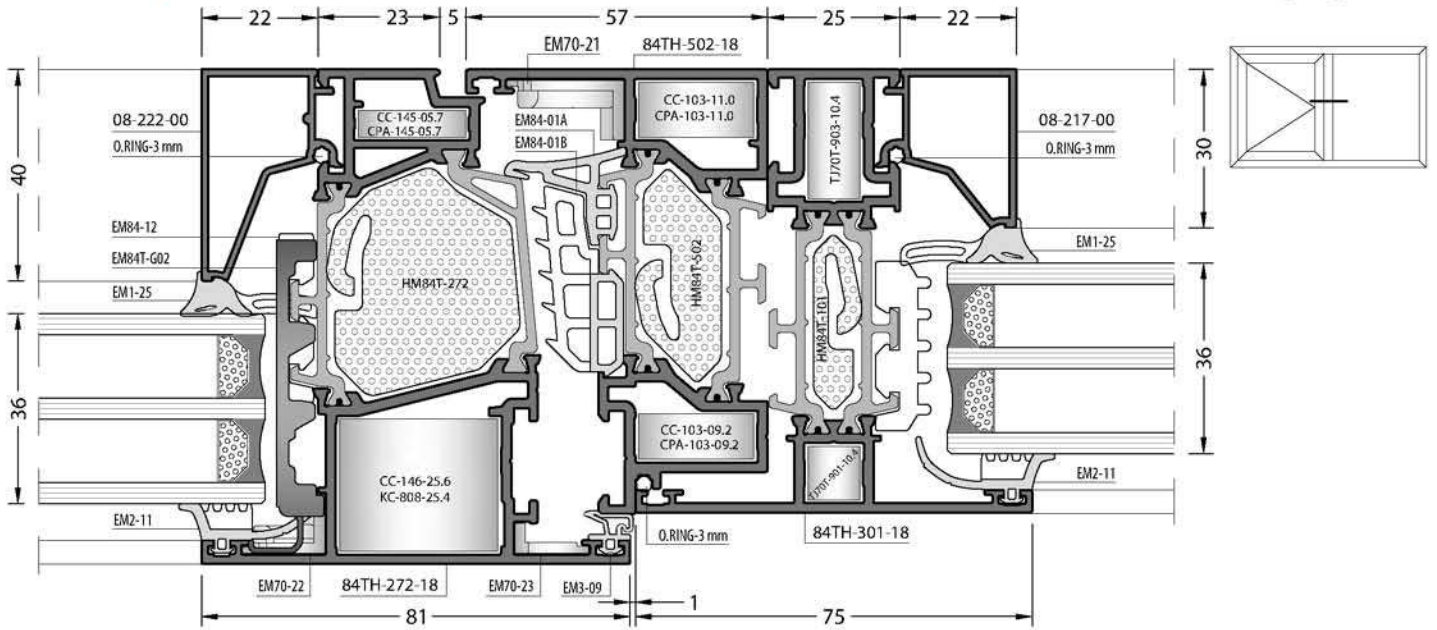
Exterior Window Sash Profile Details

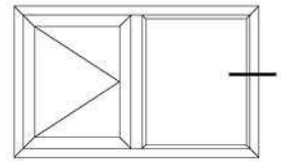
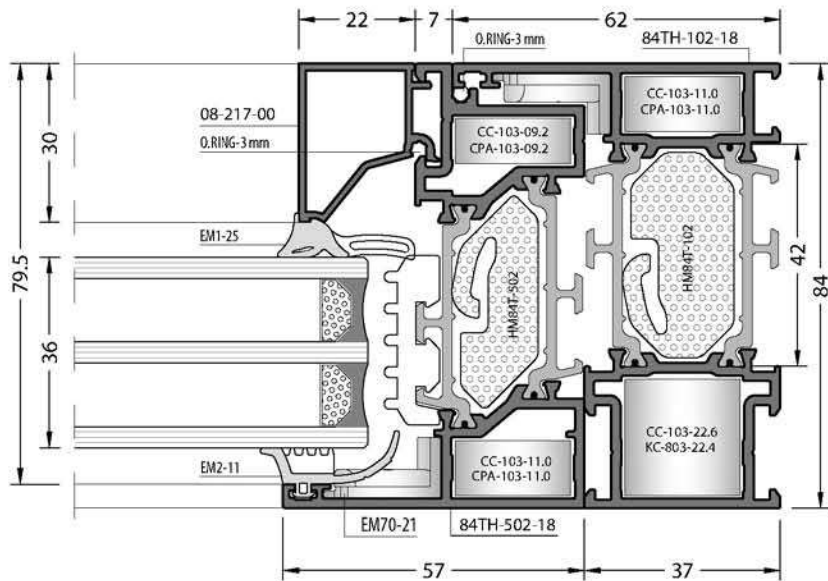
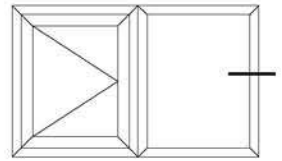
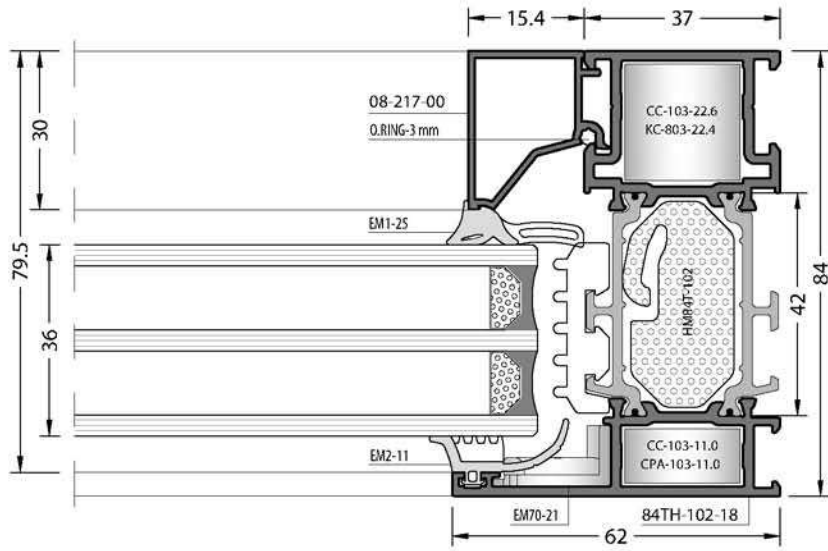
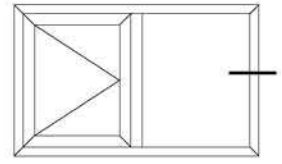
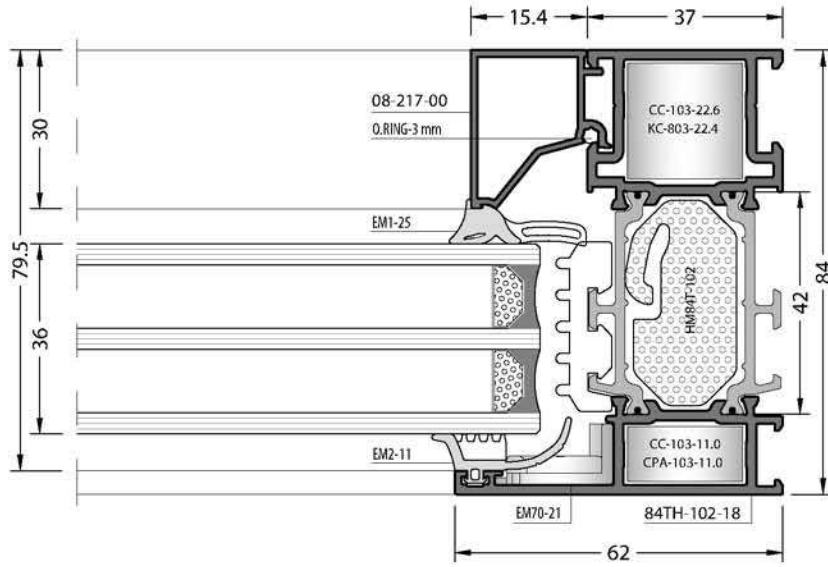
Diőa Açılır Pencere Kanat Profil Detayları

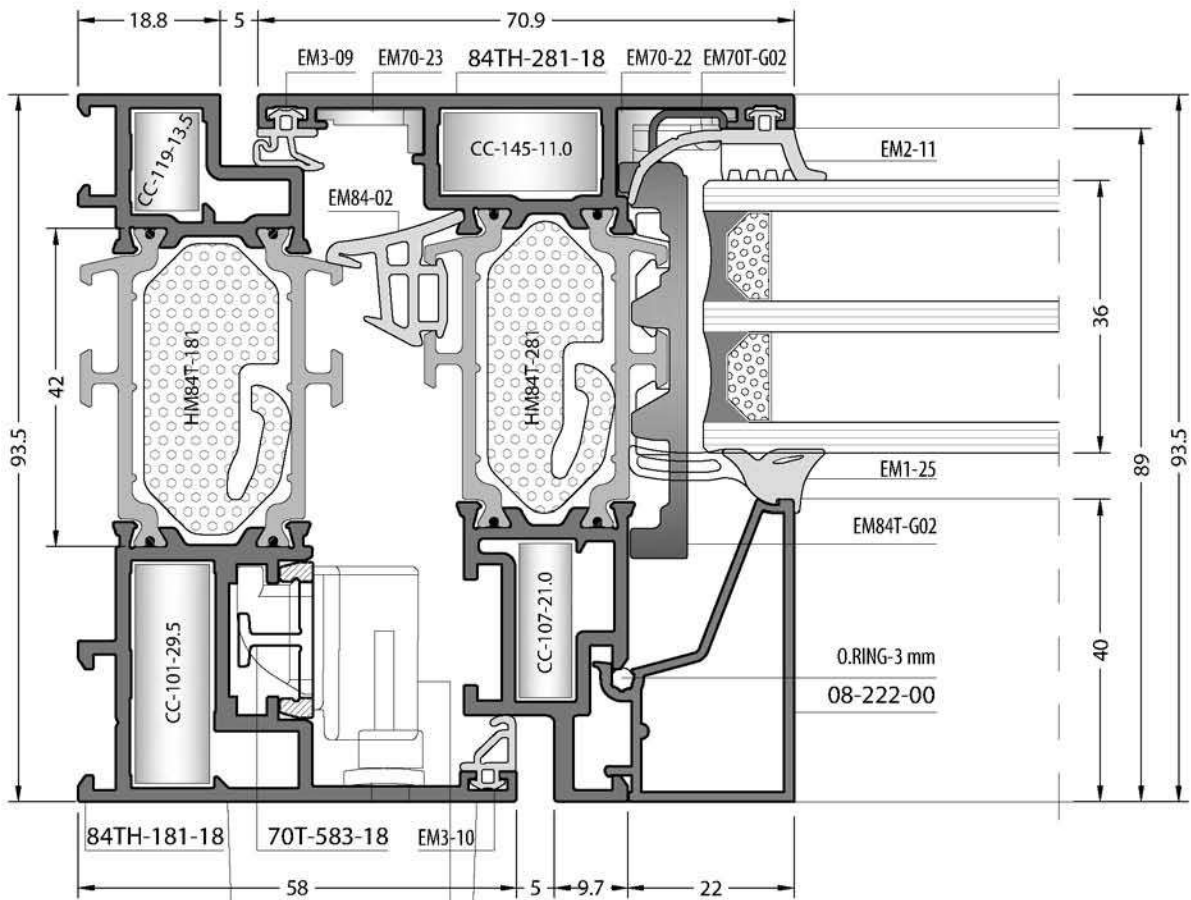
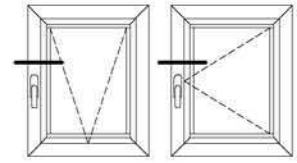


*** If friction hinge are used, window hinges on page 1 should not be used.**
Eğer makas kullanılıyorsa, sayfa 1'de olan pencere menteşesi kullanılmamalı.



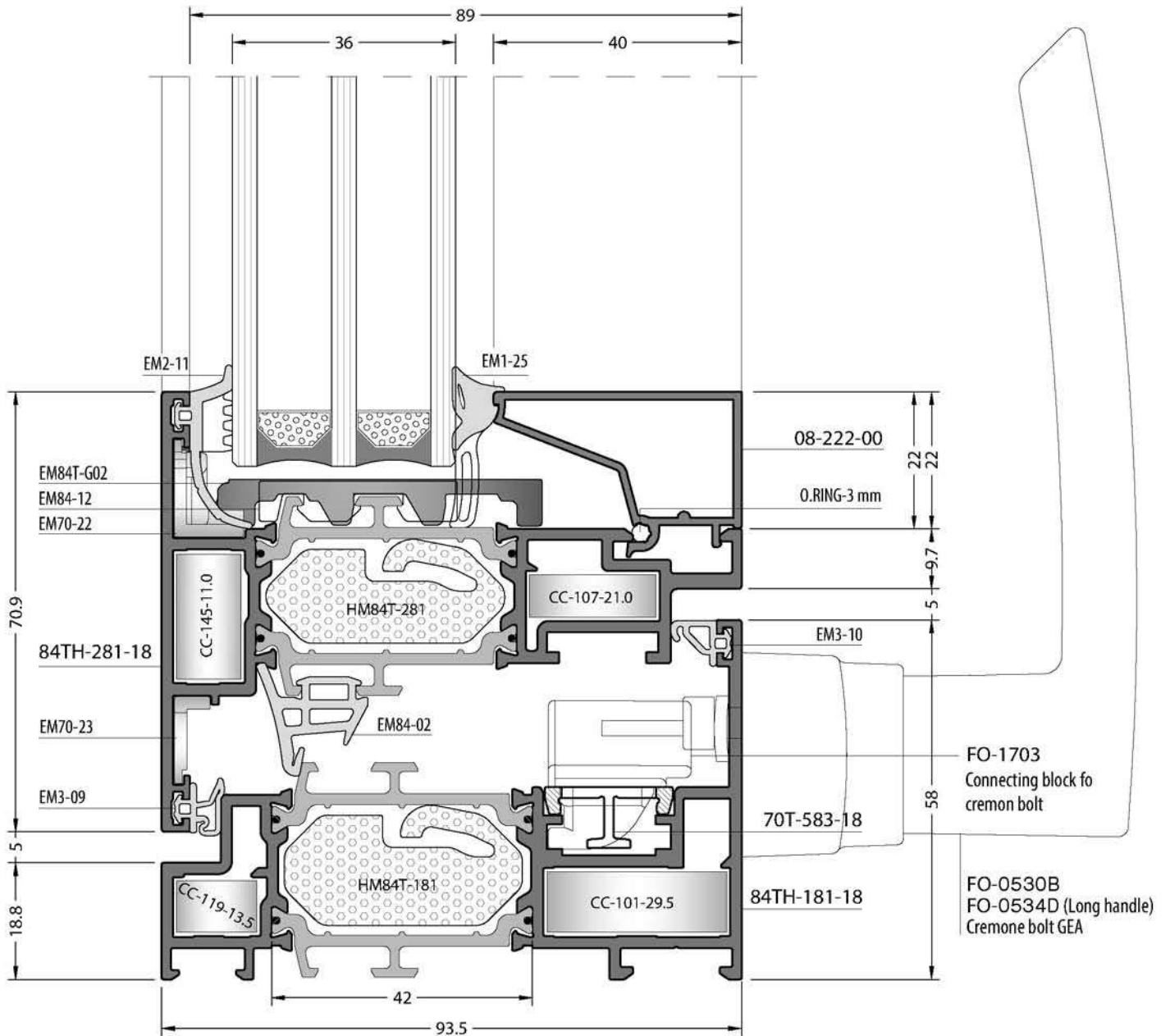
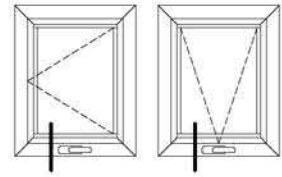


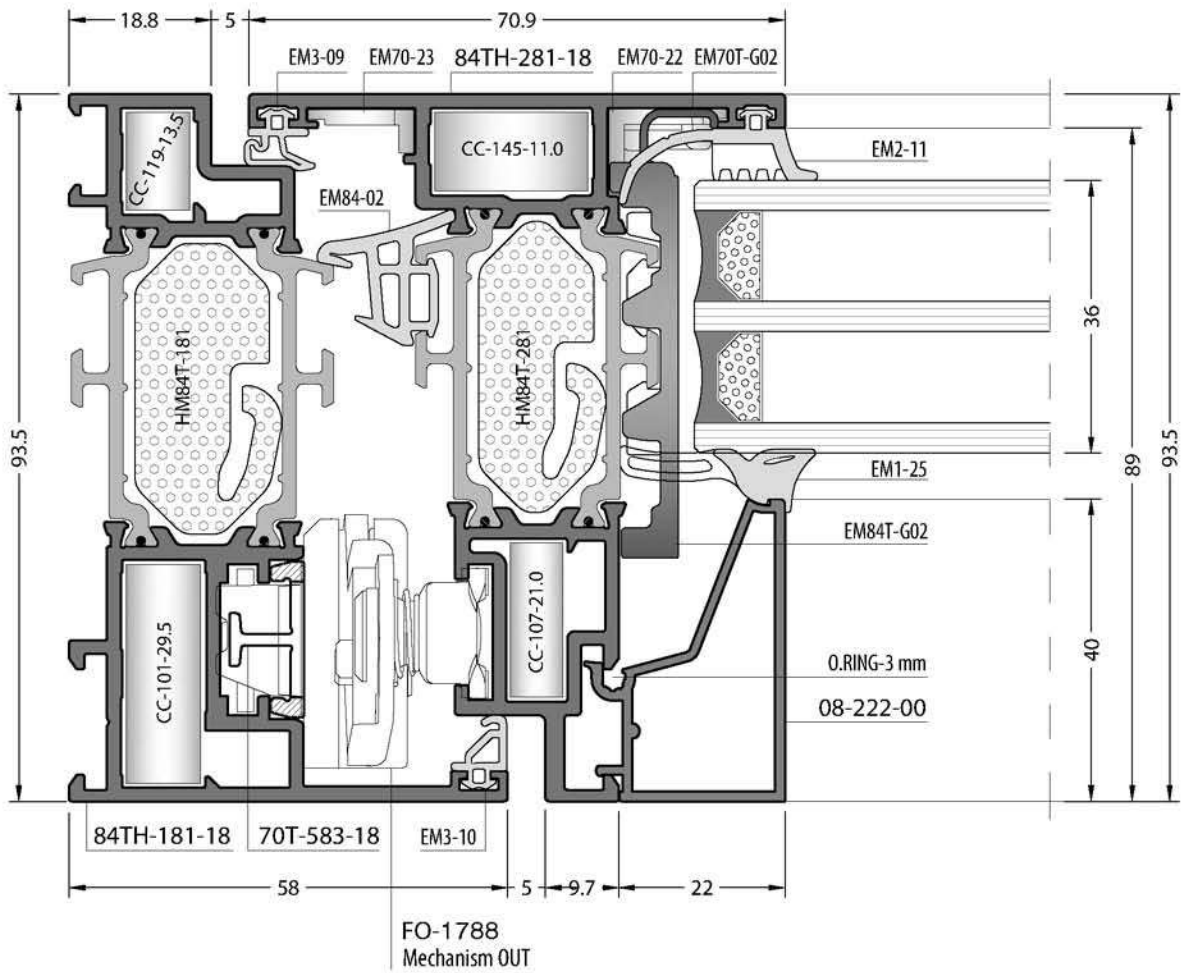
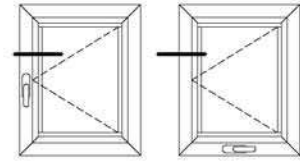


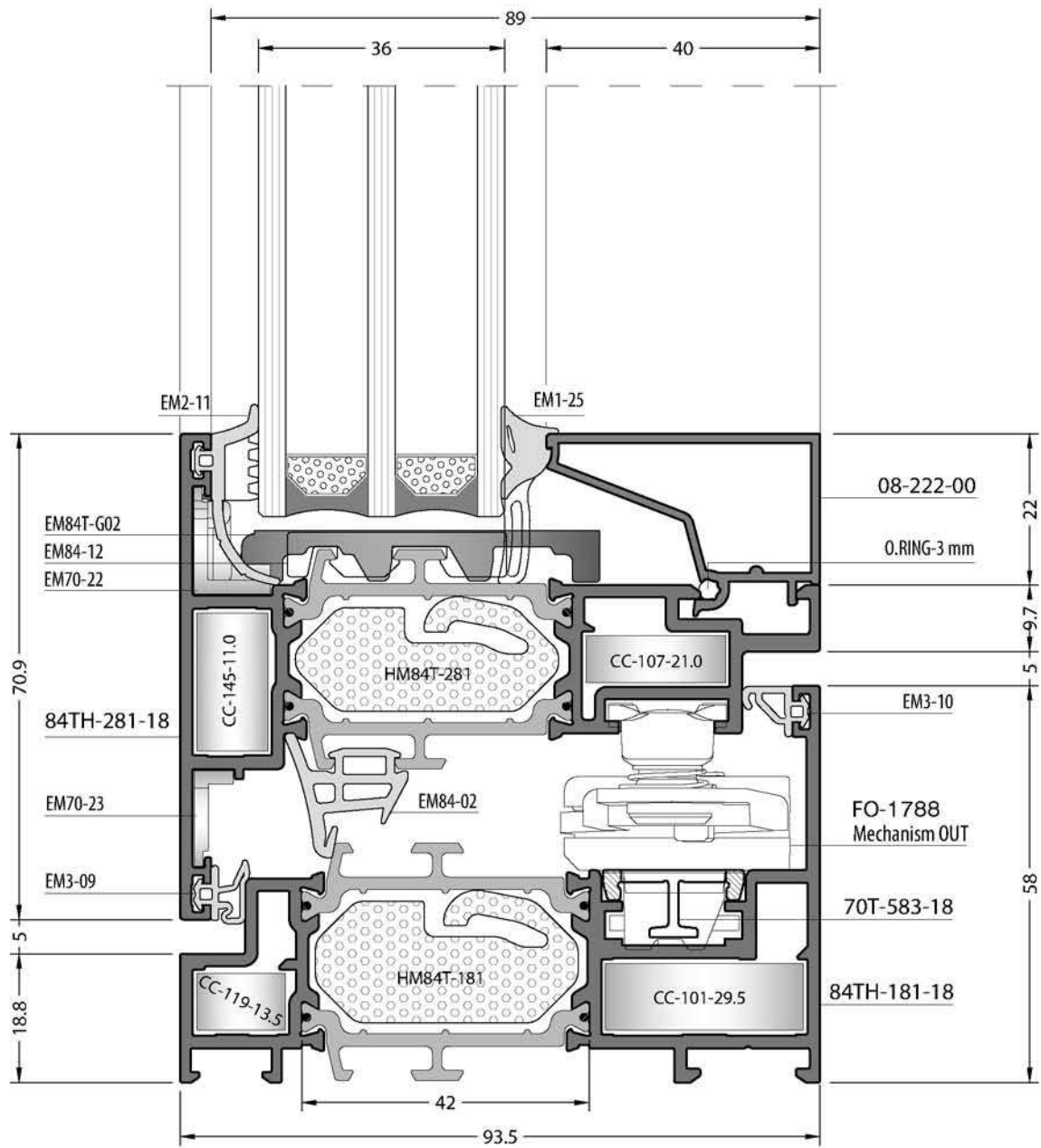
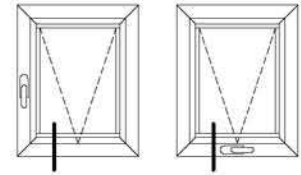


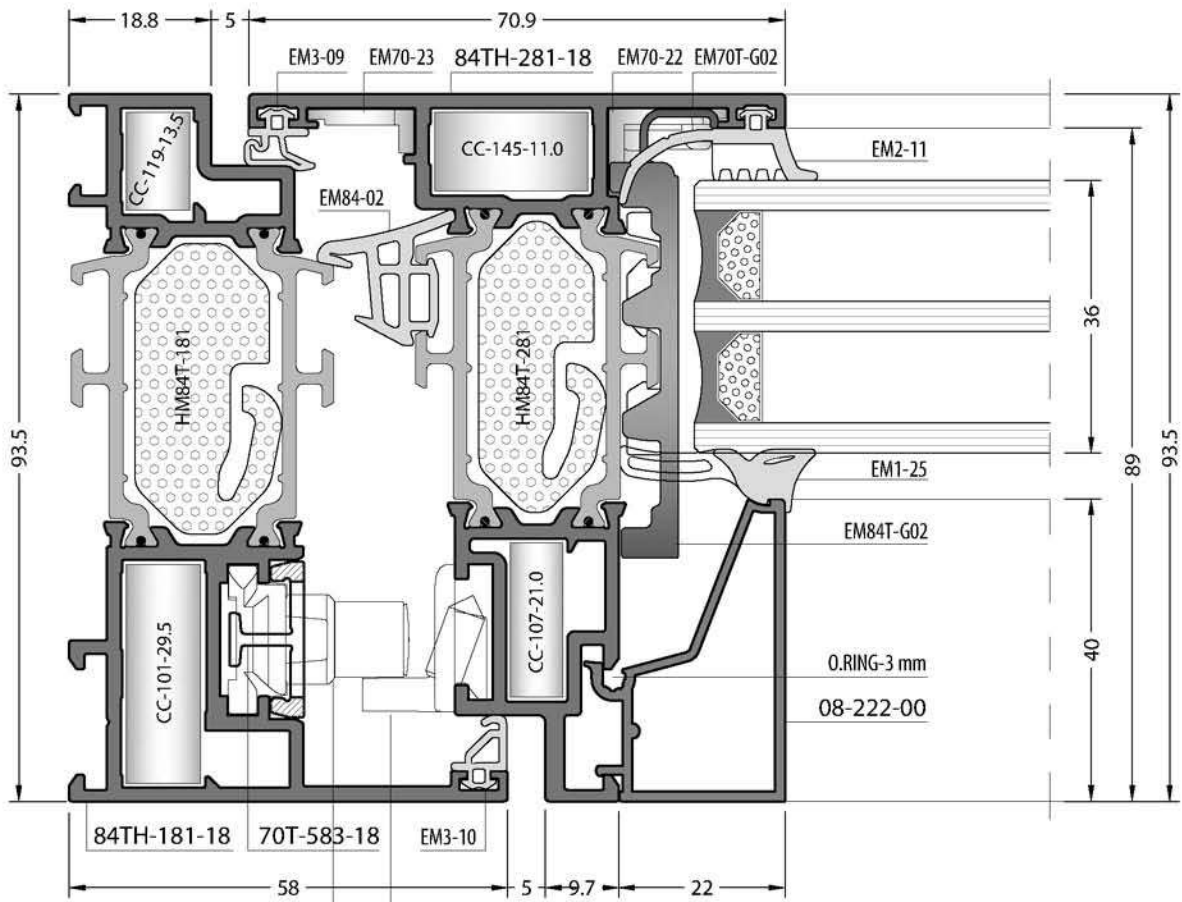
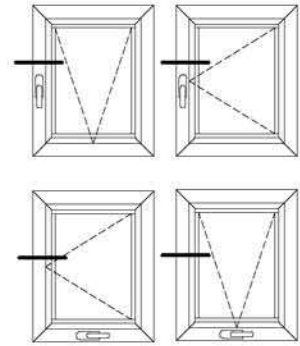
FO-1703
Connecting block fo cremon bolt

FO-0530B
FO-0534D (Long handle)
Cremone bolt GEA



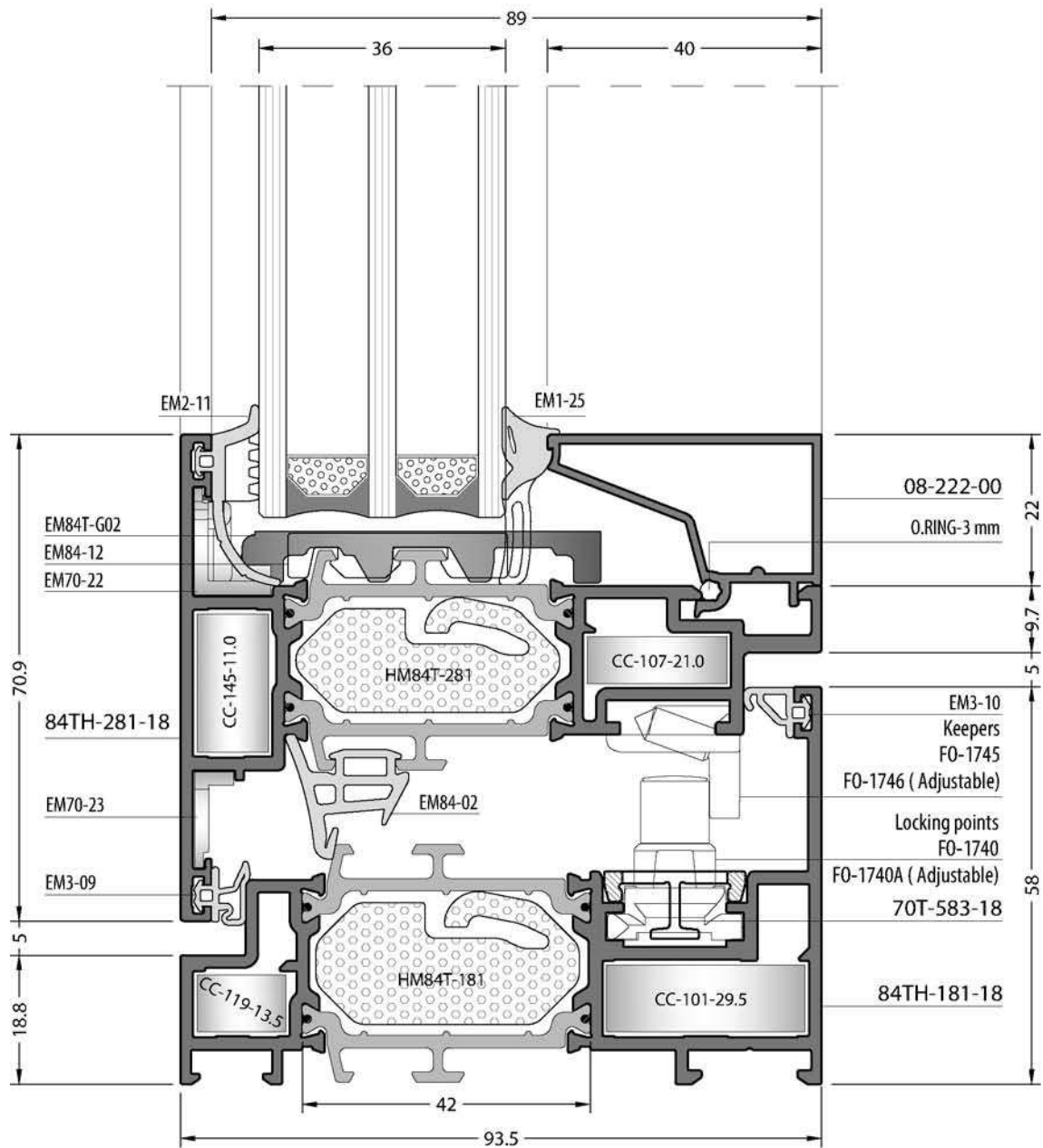
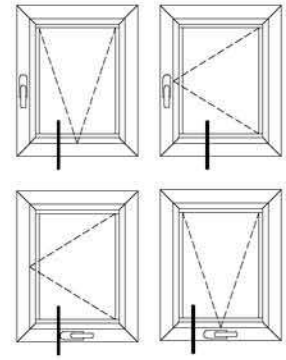


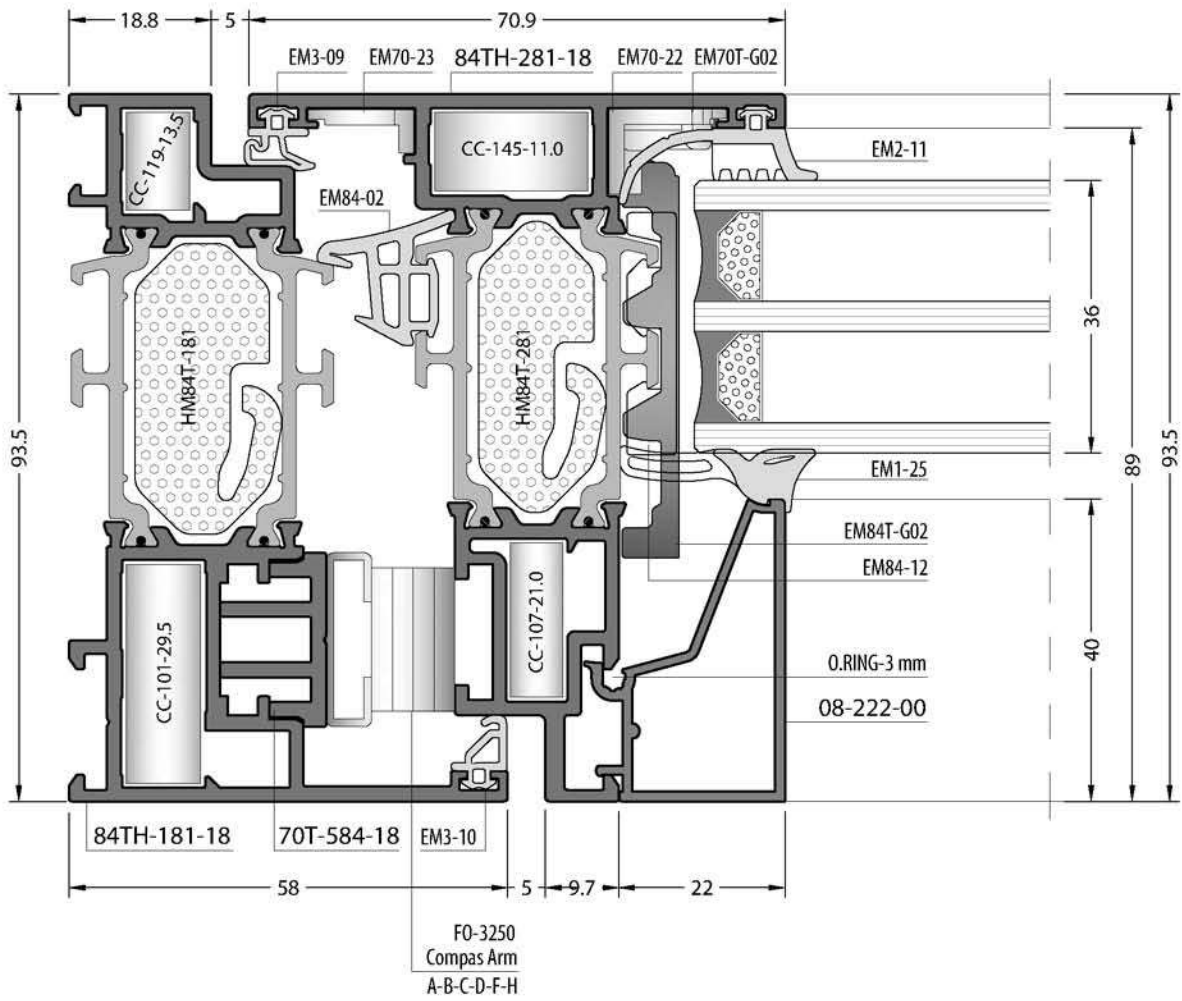
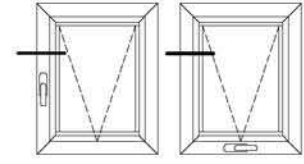


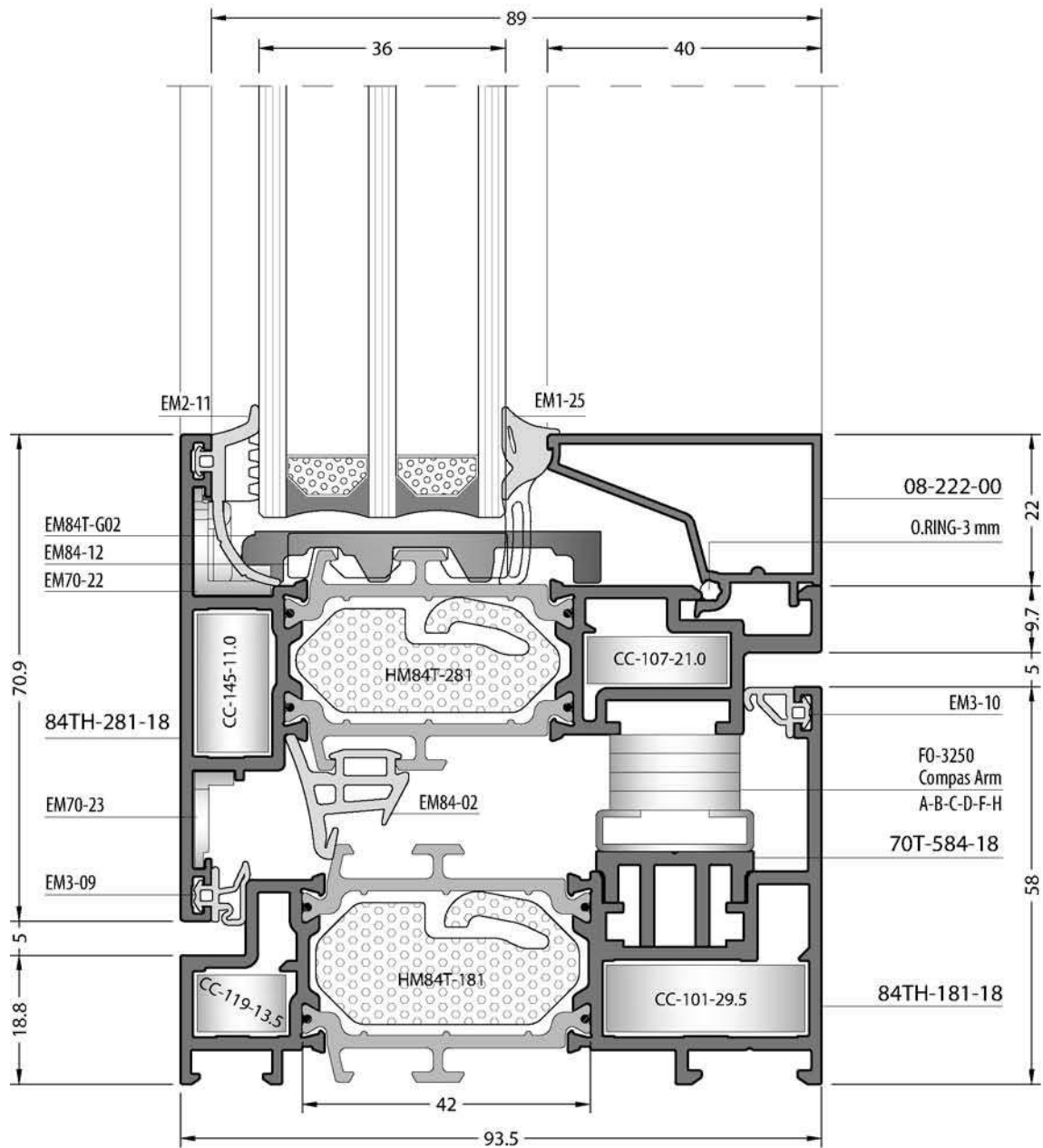
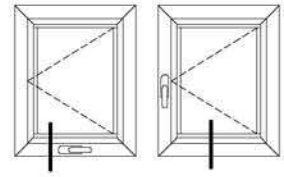


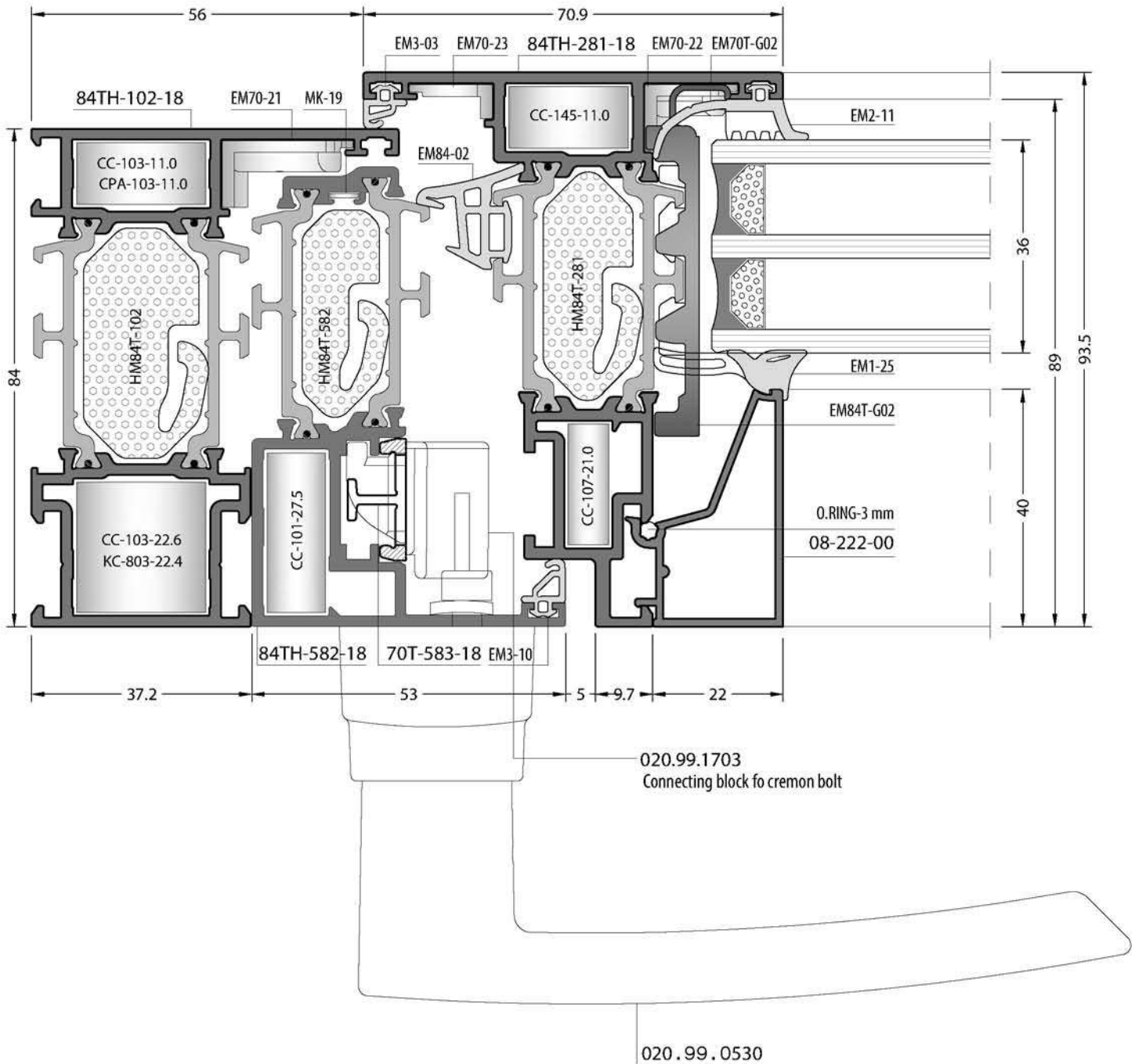
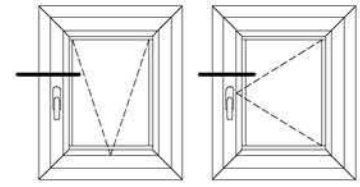
Locking points
FO-1740
FO-1740A (Adjustable)

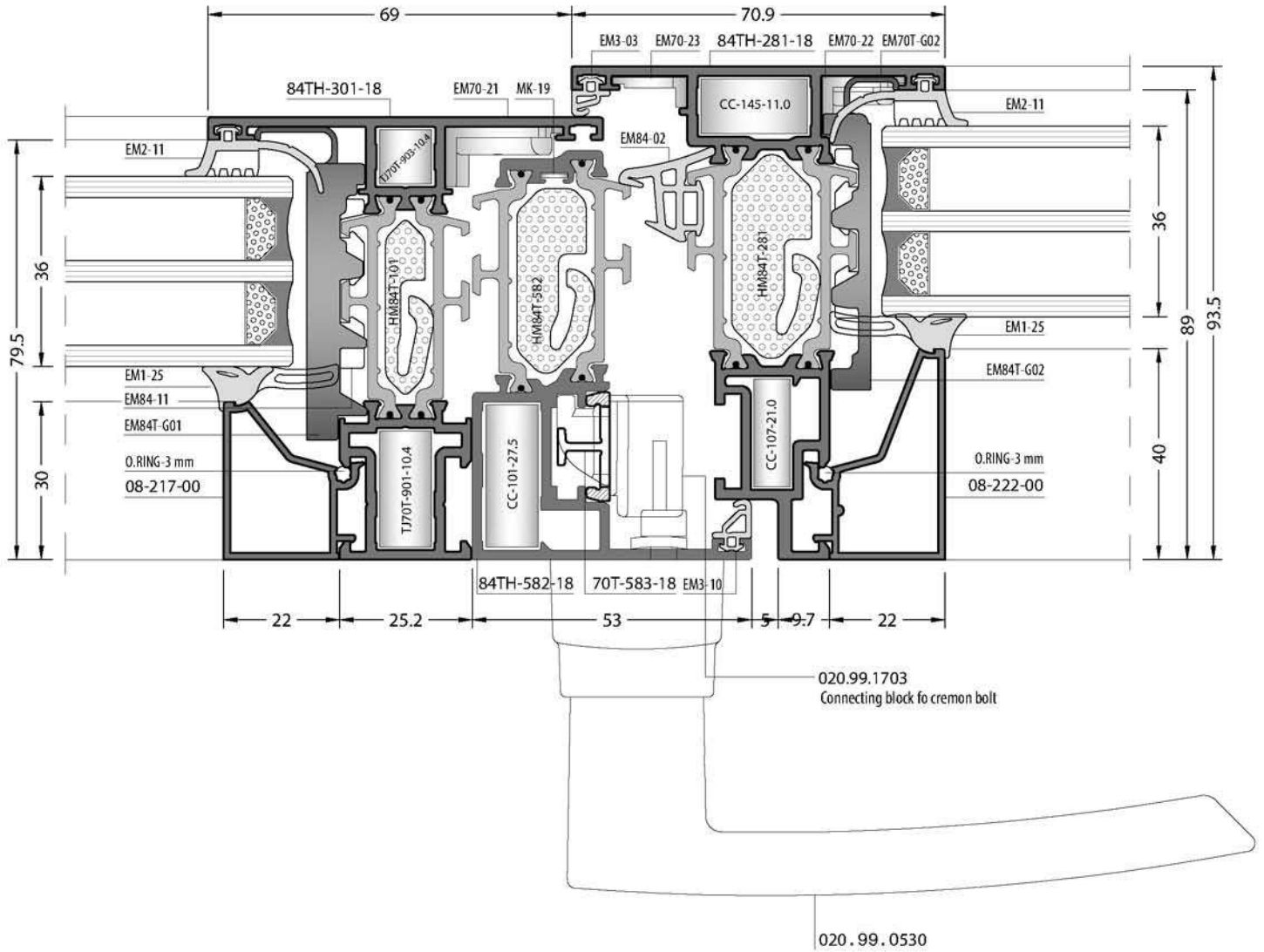
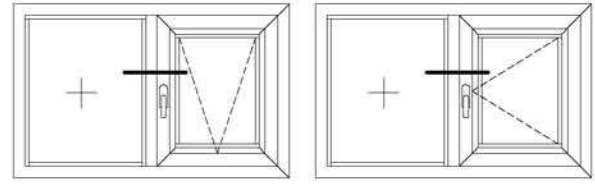
Keepers
FO-1745
FO-1746 (Adjustable)



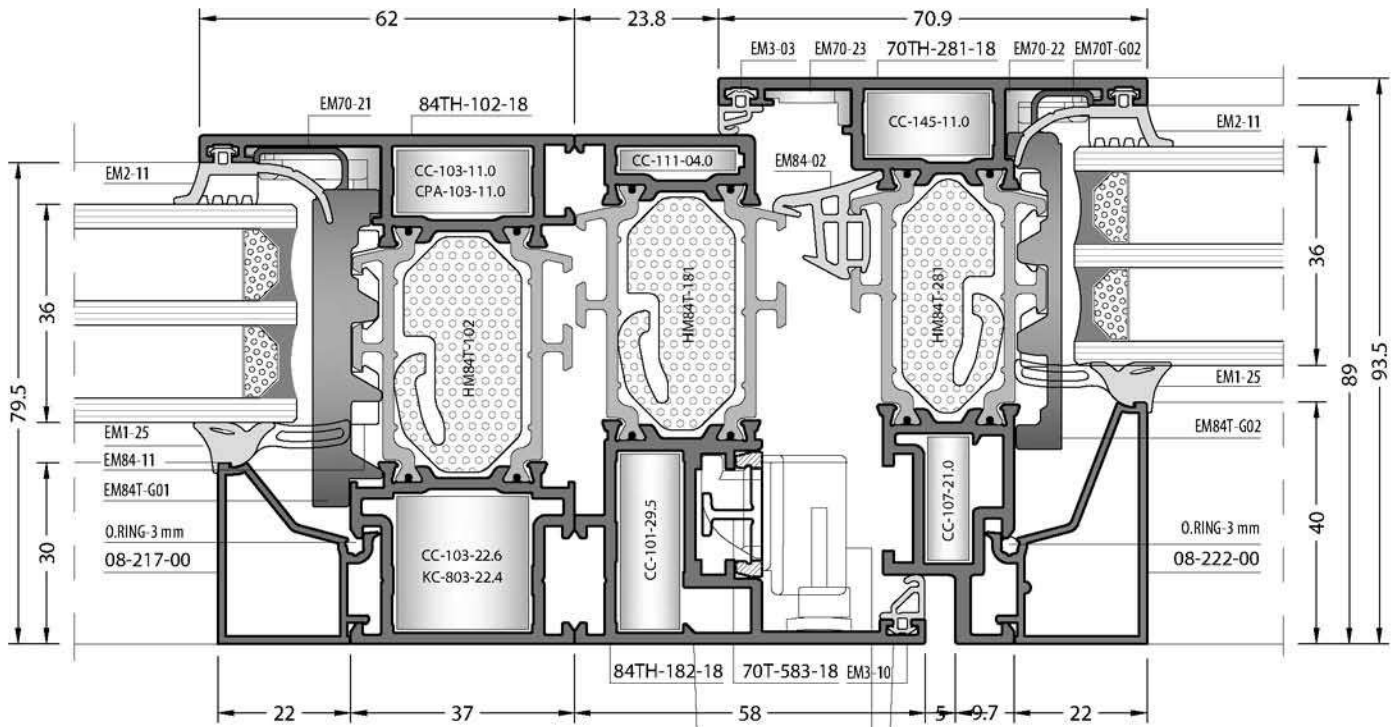
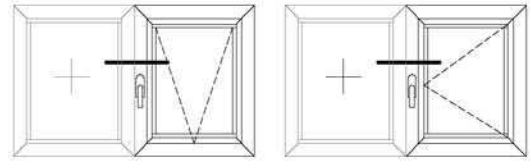








Not scaled / Ölçeksizdir



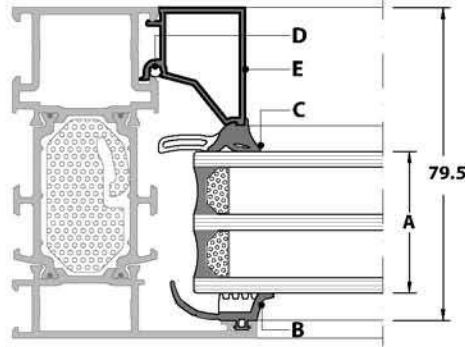
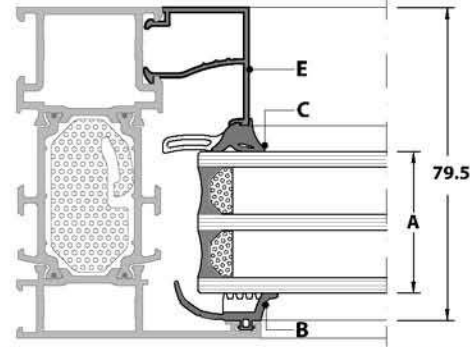
020.99.1703
Connecting block fo cremon bolt

020.99.0530

Not scaled / Ölçeksizdir

GLAZING TABLES
CAM TABLOLARI

ALL FRAMES AND MULLIONS / TÜM KASA VE ORTA KAYITLAR

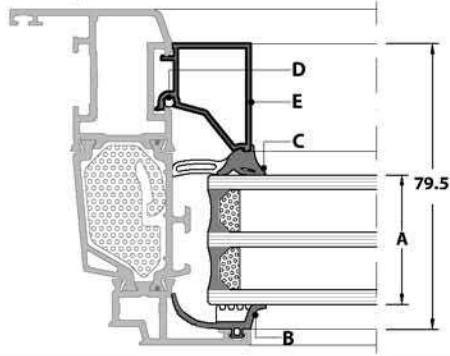
SAFETY GLAZING BEAD
GÜVENLİKLİ CAM ÇİTASI

STANDARD GLAZING BEAD
STANDART CAM ÇİTASI


A	B	C	D	E	E
GLAZING THICKNESS CAM KALINLIĞI	OUTSIDE GLASS GASKET DIŞ CAM FİTİLİ	INSIDE GLASS GASKET İÇ CAM FİTİLİ	SAFETY GLAZING BEAD GÜVENLİKLİ CAM ÇİTASI		STANDARD GLAZING BEAD STANDART CAM ÇİTASI
28 mm	EM2-11	EM1-23	0.RING-3 mm	08-222-00	-
29 mm	EM2-11	EM1-25	0.RING-3 mm	08-216-00	-
30 mm		EM1-24			
31 mm		EM1-23			
33 mm	EM2-11	EM1-25	0.RING-3 mm	08-215-00	08-115-00
34 mm		EM1-24			
35 mm		EM1-23			
36 mm	EM2-11	EM1-25	0.RING-3 mm	08-217-00	08-117-00
37 mm		EM1-24			
38 mm		EM1-23			
38 mm	EM2-11	EM1-25	0.RING-3 mm	08-213-00	08-113-00
39 mm		EM1-24			
40 mm		EM1-23			
41 mm	EM2-11	EM1-25	0.RING-3 mm	08-212-00	08-112-00
42 mm		EM1-24			
43 mm		EM1-23			
44 mm	EM2-11	EM1-25	0.RING-3 mm	08-209-00	08-109-00
45 mm		EM1-24			
46 mm		EM1-23			
47 mm	EM2-11	EM1-25	0.RING-3 mm	08-208-00	08-108-00
48 mm		EM1-24			
49 mm		EM1-23			
49 mm	EM2-11	EM1-25	0.RING-3 mm	08-207-00	08-107-00
50 mm		EM1-24			
51 mm		EM1-23			
52 mm	EM2-11	EM1-25	0.RING-3 mm	08-205-00	08-105-00
53 mm		EM1-24			
54 mm		EM1-23			

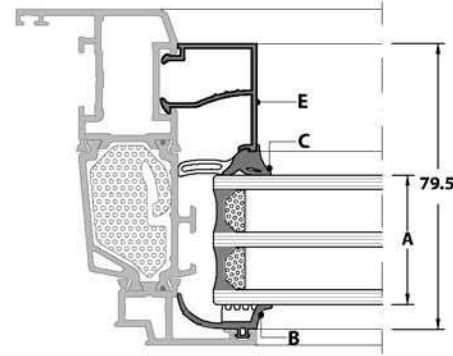
INSIDE OPENING OVAL SASHES / İÇE AÇILIR OVAL KANATLAR

SAFETY GLAZING BEAD

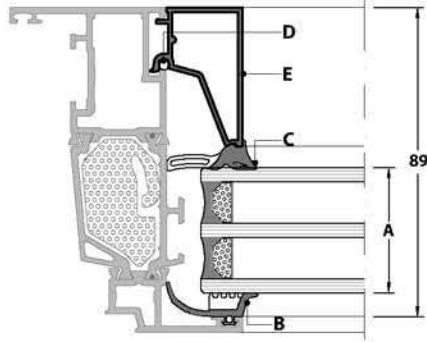
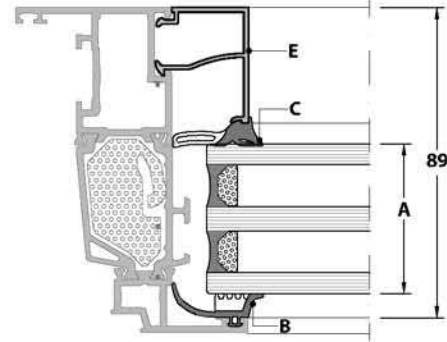
GÜVENLİKLİ CAM ÇİTASI


STANDARD GLAZING BEAD

STANDART CAM ÇİTASI



A	B	C	D	E	E
GLAZING THICKNESS CAM KALINLIĞI	OUTSIDE GLASS GASKET DIŞ CAM FİTİLİ	INSIDE GLASS GASKET İÇ CAM FİTİLİ	SAFETY GLAZING BEAD GÜVENLİKLİ CAM ÇİTASI		STANDARD GLAZING BEAD STANDART CAM ÇİTASI
28 mm	EM2-11	EM1-23	O.RING-3 mm	08-222-00	-
29 mm	EM2-11	EM1-25	O.RING-3 mm	08-216-00	-
30 mm		EM1-24			
31 mm		EM1-23			
33 mm	EM2-11	EM1-25	O.RING-3 mm	08-215-00	08-115-00
34 mm		EM1-24			
35 mm		EM1-23			
36 mm	EM2-11	EM1-25	O.RING-3 mm	08-217-00	08-117-00
37 mm		EM1-24			
38 mm		EM1-23			
38 mm	EM2-11	EM1-25	O.RING-3 mm	08-213-00	08-113-00
39 mm		EM1-24			
40 mm		EM1-23			
41 mm	EM2-11	EM1-25	O.RING-3 mm	08-212-00	08-112-00
42 mm		EM1-24			
43 mm		EM1-23			
44 mm	EM2-11	EM1-25	O.RING-3 mm	08-209-00	08-109-00
45 mm		EM1-24			
46 mm		EM1-23			
47 mm	EM2-11	EM1-25	O.RING-3 mm	08-208-00	08-108-00
48 mm		EM1-24			
49 mm		EM1-23			
49 mm	EM2-11	EM1-25	O.RING-3 mm	08-207-00	08-107-00
50 mm		EM1-24			
51 mm		EM1-23			
52 mm	EM2-11	EM1-25	O.RING-3 mm	08-205-00	08-105-00
53 mm		EM1-24			
54 mm		EM1-23			

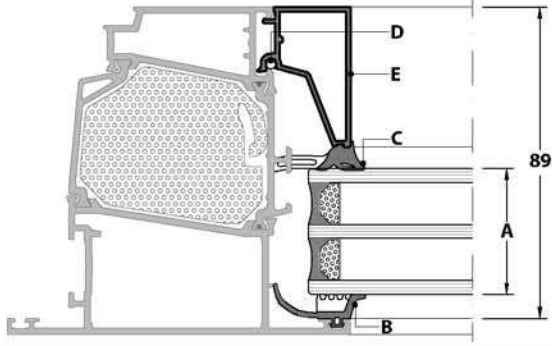
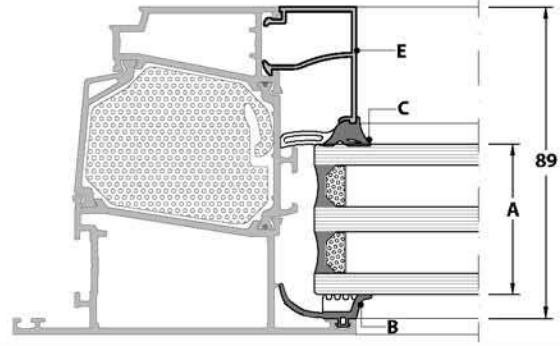
INSIDE OPENING FLAT SASHES / İÇE AÇILIR DÜZ KANATLAR
**84T/TH-211-18 84T/TH-216-18
84T/TH-212-18 84T/TH-262-18**
**SAFETY GLAZING BEAD
GÜVENLİKLİ CAM ÇİTASI**

**STANDARD GLAZING BEAD
STANDART CAM ÇİTASI**


A	B	C	D	E	E
GLAZING THICKNESS CAM KALINLIĞI	OUTSIDE GLASS GASKET DIŞ CAM FİTİLİ	INSIDE GLASS GASKET İÇ CAM FİTİLİ	SAFETY GLAZING BEAD GÜVENLİKLİ CAM ÇİTASI		STANDARD GLAZING BEAD STANDART CAM ÇİTASI
28 mm	EM2-11	EM1-25	O.RING-3 mm	08-224-00	-
29 mm		EM1-24			
30 mm		EM1-23			
31 mm	EM2-11	EM1-25	O.RING-3 mm	08-223-00	-
32 mm		EM1-24			
33 mm		EM1-23			
34 mm	EM2-11	EM1-25	O.RING-3 mm	08-221-00	-
35 mm		EM1-24			
36 mm		EM1-23			
36 mm	EM2-11	EM1-25	O.RING-3 mm	08-222-00	-
37 mm		EM1-24			
38 mm		EM1-23			
39 mm	EM2-11	EM1-25	O.RING-3 mm	08-216-00	-
40 mm		EM1-24			
41 mm		EM1-23			
43 mm	EM2-11	EM1-25	O.RING-3 mm	08-215-00	08-115-00
44 mm		EM1-24			
45 mm		EM1-23			
46 mm	EM2-11	EM1-25	O.RING-3 mm	08-217-00	08-117-00
47 mm		EM1-24			
48 mm		EM1-23			
48 mm	EM2-11	EM1-25	O.RING-3 mm	08-213-00	08-113-00
49 mm		EM1-24			
50 mm		EM1-23			
51 mm	EM2-11	EM1-25	O.RING-3 mm	08-212-00	08-112-00
52 mm		EM1-24			
53 mm		EM1-23			

OUTSIDE OPENING FLAT SASHES / DIŐA AÇILIR DÜZ KANATLAR

84T/TH-217-18


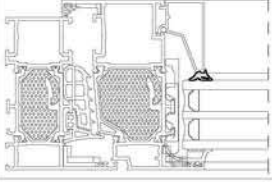

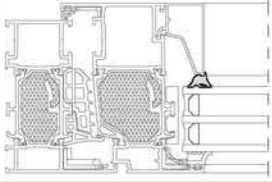

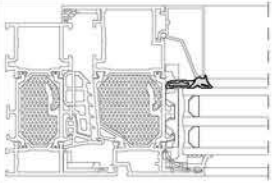

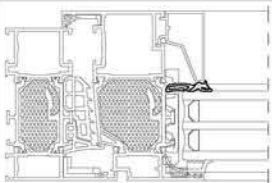

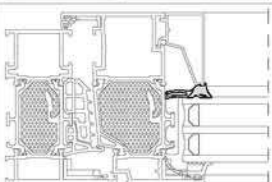
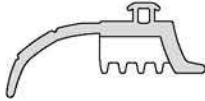
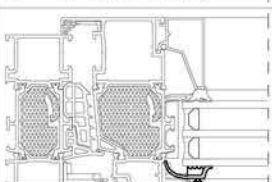

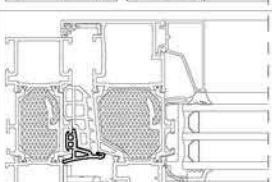
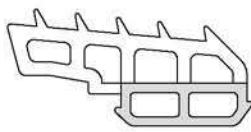
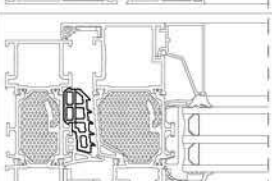

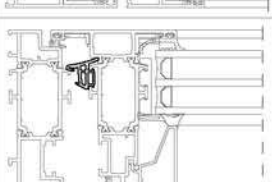
84T/TH-272-18

SAFETY GLAZING BEAD
GÜVENLİKLİ CAM ÇİTASI

STANDARD GLAZING BEAD
STANDART CAM ÇİTASI



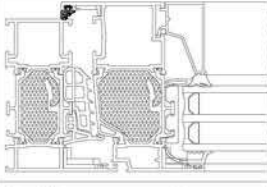

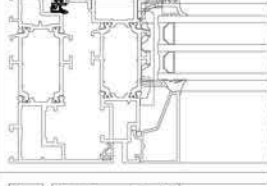

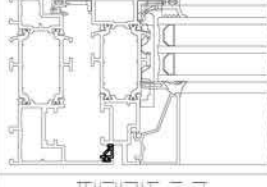

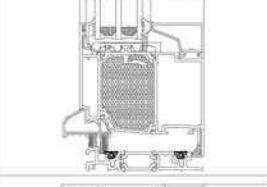
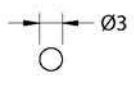
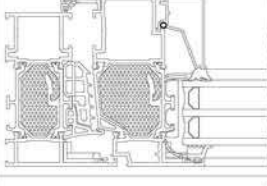
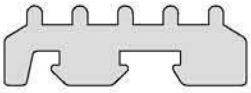
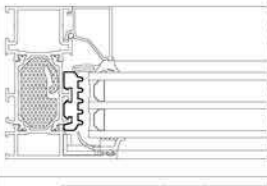
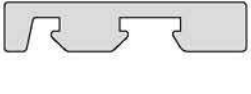
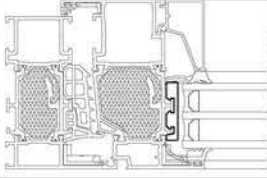
A	B	C	D	E	E
GLAZING THICKNESS CAM KALINLIĐI	OUTSIDE GLASS GASKET DIŐA CAM FİTİLİ	INSIDE GLASS GASKET İÇ CAM FİTİLİ	SAFETY GLAZING BEAD GÜVENLİKLİ CAM ÇİTASI		STANDARD GLAZING BEAD STANDART CAM ÇİTASI
28 mm	EM2-11	EM1-25	O.RING-3 mm	08-224-00	-
29 mm		EM1-24			
30 mm		EM1-23			
31 mm	EM2-11	EM1-25	O.RING-3 mm	08-223-00	-
32 mm		EM1-24			
33 mm		EM1-23			
34 mm	EM2-11	EM1-25	O.RING-3 mm	08-221-00	-
35 mm		EM1-24			
36 mm		EM1-23			
36 mm	EM2-11	EM1-25	O.RING-3 mm	08-222-00	-
37 mm		EM1-24			
38 mm		EM1-23			
39 mm	EM2-11	EM1-25	O.RING-3 mm	08-216-00	-
40 mm		EM1-24			
41 mm		EM1-23			
43 mm	EM2-11	EM1-25	O.RING-3 mm	08-215-00	08-115-00
44 mm		EM1-24			
45 mm		EM1-23			
46 mm	EM2-11	EM1-25	O.RING-3 mm	08-217-00	08-117-00
47 mm		EM1-24			
48 mm		EM1-23			
48 mm	EM2-11	EM1-25	O.RING-3 mm	08-213-00	08-113-00
49 mm		EM1-24			
50 mm		EM1-23			
51 mm	EM2-11	EM1-25	O.RING-3 mm	08-212-00	08-112-00
52 mm		EM1-24			
53 mm		EM1-23			

ACCESSORIES
AKSESUARLAR


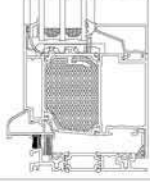

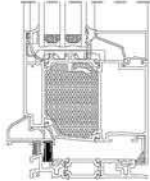
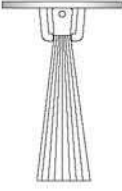
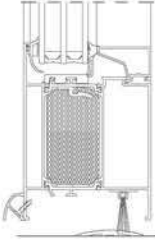
GASKETS / FİTİLLER

CODE / KOD	DRAWING / ÇİZİM	APPLICATION UYGULAMA	DESCRIPTION AÇIKLAMA	MATERIAL MALZEME	WEIGHT AĞIRLIK Kg/m	IN ONE PACKAGE PAKET MİKTARI
EM1-04			Glazing Gasket Inside İç Cam Fiteli	EPDM	0.050	300 m
EM1-05			Glazing Gasket Inside İç Cam Fiteli	EPDM	0.065	230 m
EM1-23			Glazing Gasket Inside İç Cam Fiteli	EPDM	0.096	100 m
EM1-24			Glazing Gasket Inside İç Cam Fiteli	EPDM	0.082	100 m
EM1-25			Glazing Gasket Inside İç Cam Fiteli	EPDM COEX	0.090	100 m
EM2-11			Glazing Gasket Outside Dış Cam Fiteli	EPDM COEX	0.110	100 m
EM84-01A			Central Gasket Tozluk Fiteli	EPDM	0.160	50 m
EM84-01B			Central Gasket Tozluk Fiteli	EPDM COEX	0.233	50 m
EM84-02			Central Gasket Tozluk Fiteli	EPDM	-	- m


GASKETS / FİTİLLER

CODE / KOD	DRAWING / ÇİZİM	APPLICATION UYGULAMA	DESCRIPTION AÇIKLAMA	MATERIAL MALZEME	WEIGHT AĞIRLIK Kg/m	IN ONE PACKAGE PAKET MİKTARI
EM3-03			Acoustical Gasket Bini Fitili	EPDM	0.031	400 m
EM3-09			Acoustical Gasket Bini Fitili	EPDM	0.040	300 m
EM3-10			Acoustical Gasket Bini Fitili	EPDM	0.036	350 m
EM84-410			Gasket Fitol	EPDM	0.030	500 m
O.RING-3 mm			Foam Gasket Sünger Fitil	EPDM	0.005	100 m
EM84-11			Frame Isolation Gasket Kasa Yalıtım Fitili	EPDM COEX	0.133	50 m
EM84-12			Sash Isolation Gasket Kanat Yalıtım Fitili	EPDM COEX	0.095	75 m


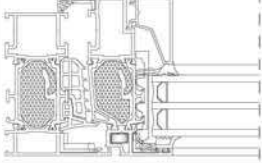

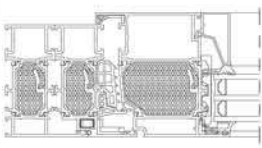

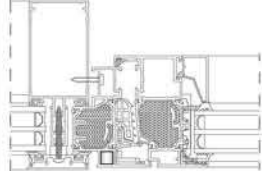

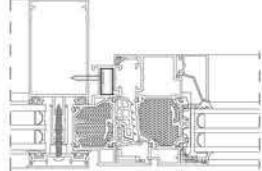

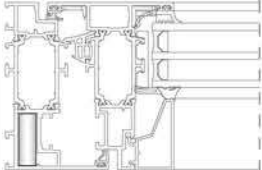

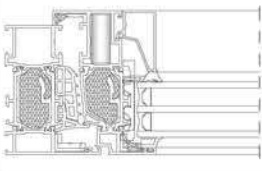

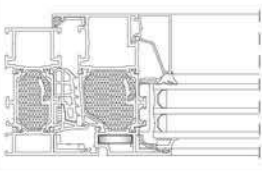

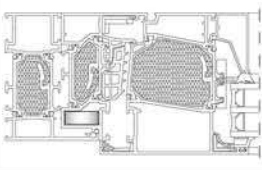

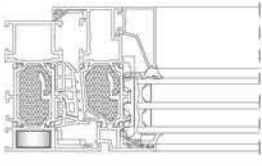
BRUSH / FIRÇA

CODE / KOD	DRAWING / ÇİZİM	APPLICATION UYGULAMA	DESCRIPTION AÇIKLAMA	MATERIAL MALZEME	WEIGHT AĞIRLIK Kg/m	IN ONE PACKAGE PAKET MIKTARI
PB-7-1000			Brush / Fırça (10 mm)	-	-	200 m
PB-7-1500			Brush / Fırça (15 mm)	-	-	200 m
AKF-195 B			Brush / Fırça (35 mm)	-	-	90cm / 100 cm


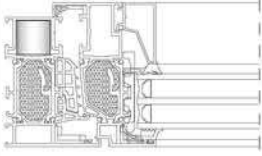

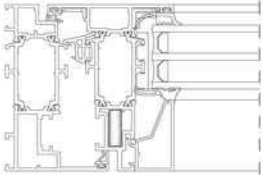

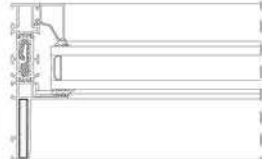

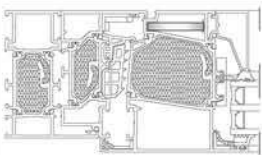

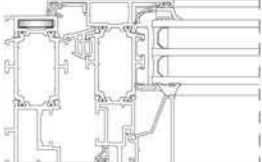

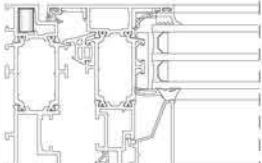

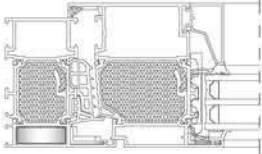

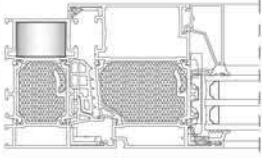

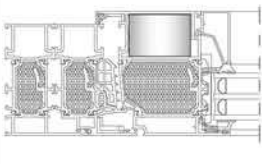
ENJECTION CORNER / ENJEKSİYON KÖŞE

CODE / KOD	DRAWING / ÇİZİM	APPLICATION UYGULAMA	DESCRIPTION AÇIKLAMA	MATERIAL MALZEME	WEIGHT AĞIRLIK Kg/m	IN ONE PACKAGE PAKET MIKTARI
EM84-C01			-	EPDM	-	Pieces / Adet


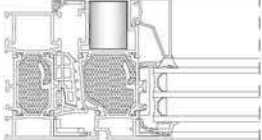

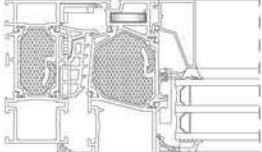

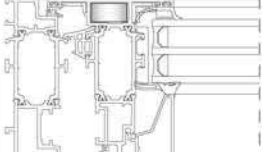

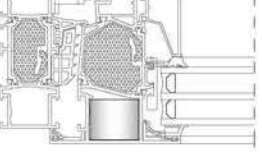

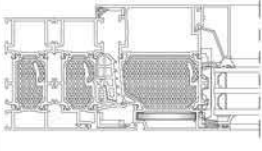

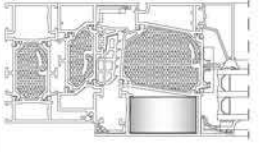
PRESS CORNER JOINTS / PRES KÖŞE BAĞLANTILAR

CODE / KOD	DRAWING / ÇİZİM	APPLICATION / UYGULAMA	PROFILE CODE PROFIL KOD	CUTTING SIZE KESİM ÖLÇÜSÜ	APPLICATION PROFILES ÇALIŞTIĞI PROFİLLER
CC-101-05.7			09-101-00	5.7 mm	84T/TH-201-18 84T/TH-211-18
CC-101-06.3			09-101-00	6.3 mm	84T/TH-404-18
CC-101-10.9			09-101-00	10.9 mm	84T/TH-141-18 84T/TH-301-18 84T/TH-507-18
CC-101-22.7			09-101-00	22.7 mm	84T/TH-141-18 84T/TH-301-18 84T/TH-507-18
CC-101-29.5			09-101-00	29.5 mm	84T/TH-181-18 84T/TH-182-18 84T/TH-582-18
CC-102-32.1			09-102-00	32.1 mm	84T/TH-201-18 84T/TH-211-18
CC-103-05.7			09-103-00	5.7 mm	84T/TH-202-18 84T/TH-212-18 84T/TH-262-18
CC-103-09.2			09-103-00	9.2 mm	84T/TH-502-18
CC-103-11.0			09-103-00	11.0 mm	84T/TH-102-18 84T/TH-112-18 84T/TH-122-18 84T/TH-302-18 84T/TH-322-18 84T/TH-404-18 84T/TH-502-18


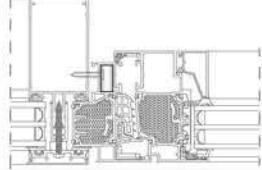

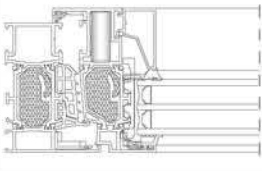

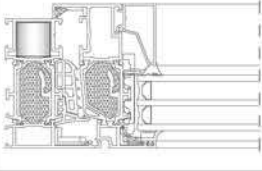

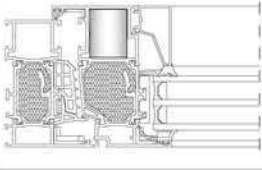

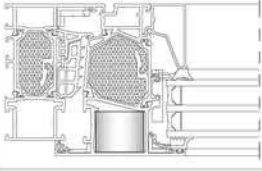

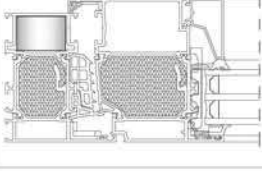
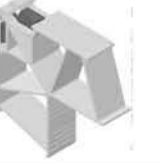
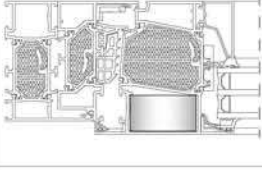

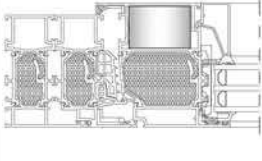
PRESS CORNER JOINTS / PRES KÖŞE BAĞLANTILAR

CODE / KOD	DRAWING / ÇİZİM	APPLICATION / UYGULAMA	PROFILE CODE PROFİL KOD	CUTTING SIZE KESİM ÖLÇÜSÜ	APPLICATION PROFILES ÇALIŞTIĞI PROFİLLER
CC-103-22.6			09-103-00	22.6 mm	84T/TH-102-18 84T/TH-112-18 84T/TH-122-18 84T/TH-302-18 84T/TH-322-18 84T/TH-404-18
CC-107-21.0			09-107-00	21.0 mm	84T/TH-281-18
CC-107-50.2			09-107-00	50.2 mm	84T/TH-141-18
CC-108-05.7			09-108-00	5.7 mm	84T/TH-217-18
CC-111-04.0			09-111-00	04.0 mm	84T/TH-182-18
CC-119-13.5			09-119-00	13.5 mm	84T/TH-181-18
CC-124-11.0			09-124-00	11 mm	84T/TH-103-18 84T/TH-109-18 84T/TH-303-18
CC-124-22.6			09-124-00	22.6 mm	84T/TH-103-18 84T/TH-109-18 84T/TH-303-18
CC-131-32.1			09-131-00	32.1 mm	84T/TH-216-18


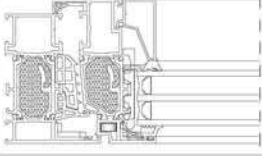

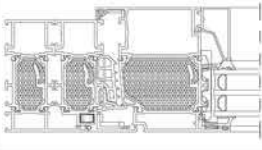

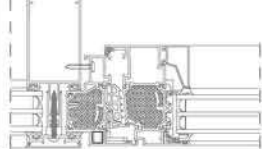

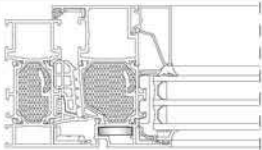

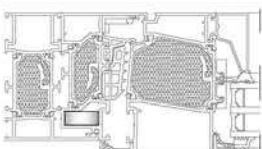

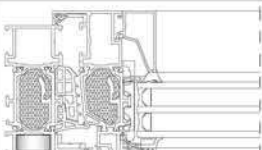

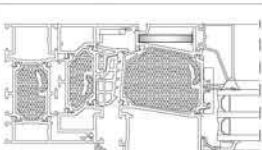

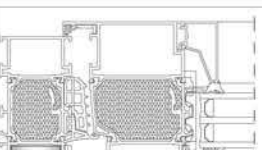

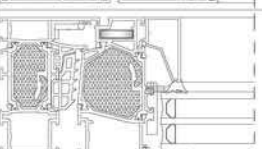

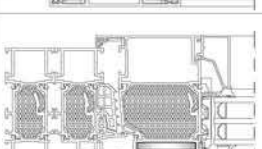
PRESS CORNER JOINTS / PRES KÖŞE BAĞLANTILAR

CODE / KOD	DRAWING / ÇİZİM	APPLICATION / UYGULAMA	PROFILE CODE PROFİL KOD	CUTTING SIZE KESİM ÖLÇÜSÜ	APPLICATION PROFILES ÇALIŞTIĞI PROFİLLER
CC-143-32.1			09-143-00	32.1 mm	84T/TH-202-18 84T/TH-212-18
CC-145-05.7			09-145-00	5.7 mm	84T/TH-272-18
CC-145-11.0			09-145-00	11 mm	84T/TH-281-18
CC-146-25.6			09-146-00	25.6 mm	84T/TH-272-18
CC-147-05.7			09-147-00	5.7 mm	84T/TH-216-18
CC-148-25.6			09-148-00	25.6 mm	84T/TH-217-18


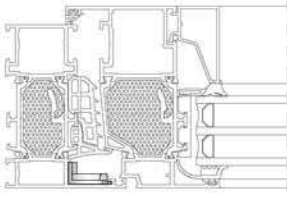

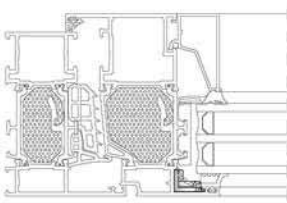

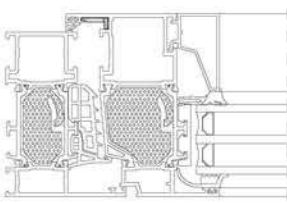

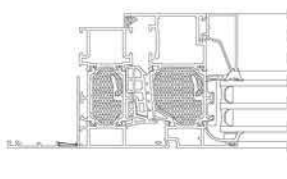

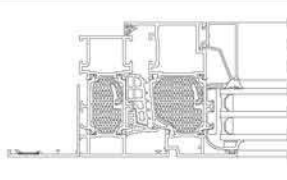
MECHANICAL CORNER JOINTS / MEKANİK KÖŞE BAĞLANTILAR

CODE / KOD	DRAWING / ÇİZİM	APPLICATION / UYGULAMA	PROFILE CODE PROFİL KOD	CUTTING SIZE KESİM ÖLÇÜSÜ	APPLICATION PROFILES ÇALIŞTIĞI PROFİLLER
KC-801-22.4			09-801-00	22.4 mm	84T/TH-141-18 84T/TH-301-18 84T/TH-507-18
KC-802-31.9			09-802-00	31.9 mm	84T/TH-201-18 84T/TH-211-18
KC-803-22.4			09-803-00	22.4 mm	84T/TH-102-18 84T/TH-112-18 84T/TH-122-18 84T/TH-302-18 84T/TH-322-18 84T/TH-404-18 84T/TH-502-18
KC-807-31.9			09-807-00	31.9 mm	84T/TH-202-18 84T/TH-212-18
KC-808-25.4			09-808-00	25.4 mm	84T/TH-272-18
KC-809-22.4			09-809-00	22.4 mm	84T/TH-103-18 84T/TH-109-18 84T/TH-303-18
KC-810-25.4			09-810-00	22.8 mm	84T/TH-217-18
KC-810-31.9			09-810-00	31.9 mm	84T/TH-216-18

PRESS CORNER JOINTS / PRES KÖŞE BAĞLANTILAR

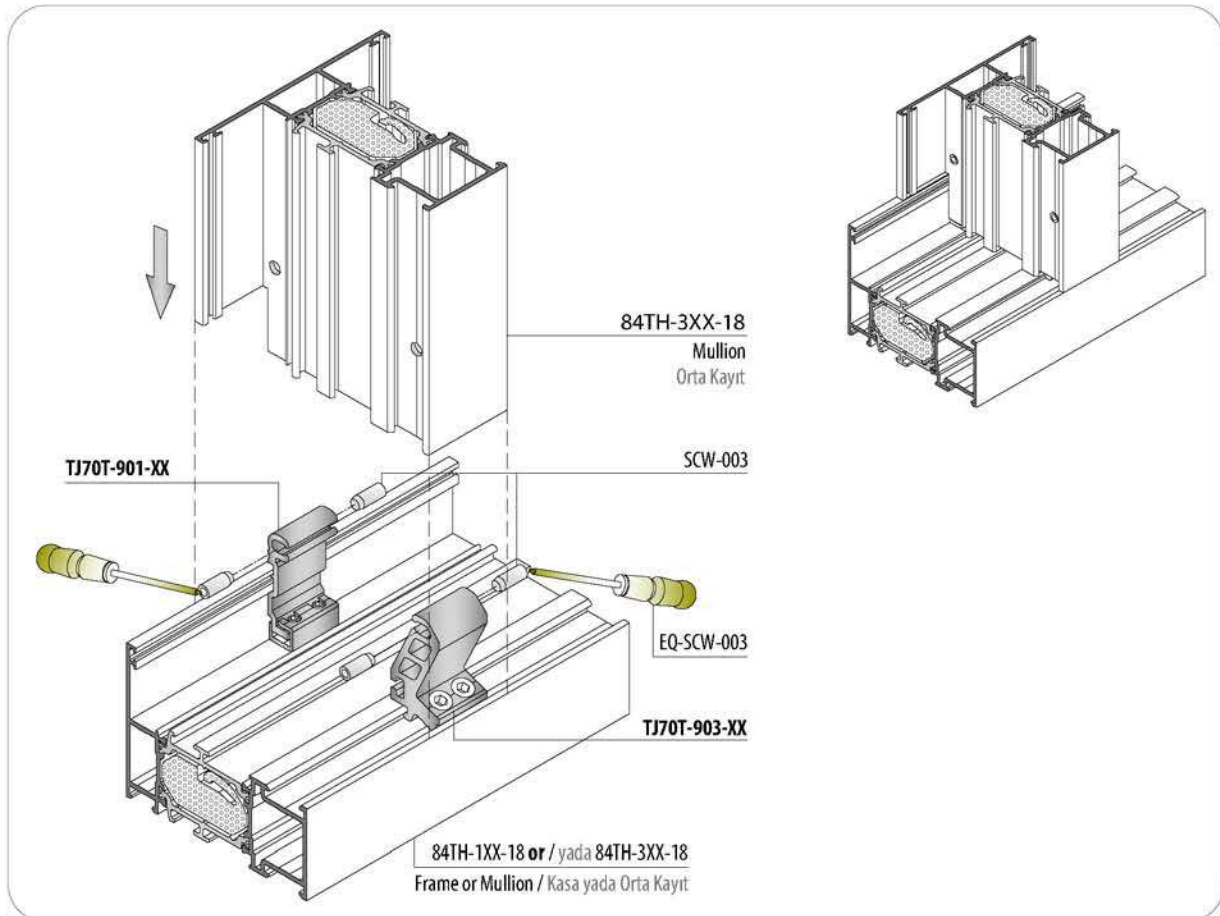
CODE / KOD	DRAWING / ÇİZİM	APPLICATION / UYGULAMA	PROFILE CODE PROFİL KOD	CUTTING SIZE KESİM ÖLÇÜSÜ	APPLICATION PROFILES ÇALIŞTIĞI PROFİLLER
CPA-101-05.7			09-101-00	5.7 mm	84T/TH-201-18 84T/TH-211-18
CPA-101-06.3			09-101-00	6.3 mm	84T/TH-404-18
CPA-101-10.9			09-101-00	10.9 mm	84T/TH-301-18 84T/TH-507-18
CPA-103-05.7			09-103-00	5.7 mm	84T/TH-202-18
CPA-103-09.2			09-103-00	09.2 mm	84T/TH-502-18
CPA-103-11.0			09-103-00	11.0 mm	84T/TH-102-18 84T/TH-112-18 84T/TH-122-18 84T/TH-302-18 84T/TH-322-18 84T/TH-502-18
CPA-108-05.7			09-108-00	5.7 mm	84T/TH-217-18
CPA-124-11.0			09-124-00	11.0 mm	84T/TH-103-18 84T/TH-109-18 84T/TH-303-18
CPA-145-05.7			09-145-00	5.7 mm	84T/TH-272-18
CPA-147-05.7			09-147-00	5.7 mm	84T/TH-216-18

CORNER ALIGNMENT / KÖŞE GÖNYE






PACKAGE CODE PAKET KODU	DRAWING / ÇİZİM	APPLICATION / UYGULAMA	DESCRIPTION AÇIKLAMA	MATERIAL MALZEME	APPLICATION PROFILES ÇALIŞTIĞI PROFİLLER
EM70-21			PVC CornerAlignment PVC Köşe Gönye	PVC	84T/TH-102-18 84T/TH-112-18 84T/TH-122-18 84T/TH-103-18 84T/TH-109-18 84T/TH-141-18 84T/TH-301-18 84T/TH-302-18 84T/TH-322-18 84T/TH-303-18 84T/TH-404-18 84T/TH-502-18 84T/TH-507-18
EM70-22			PVC CornerAlignment PVC Köşe Gönye	PVC	84T/TH-201-18 84T/TH-202-18 84T/TH-211-18 84T/TH-212-18 84T/TH-216-18 84T/TH-217-18 84T/TH-262-18 84T/TH-272-18 84T/TH-281-18
EM70-23			PVC CornerAlignment PVC Köşe Gönye	PVC	84T/TH-201-18 84T/TH-202-18 84T/TH-211-18 84T/TH-212-18 84T/TH-216-18 84T/TH-217-18 84T/TH-262-18 84T/TH-272-18 84T/TH-281-18
LC-122			Die-Cast Alignment Corner Alignment Döküm Köşe Gönye	DIE-CAST DÖKÜM	84T/TH-105-18 84T/TH-107-18 84T/TH-108-18
MK-20.1			Metal Corner Alignment Metal Köşe gönye	METAL	84T/TH-112-18 84T/TH-122-18 07-102-00 07-103-00 07-108-015

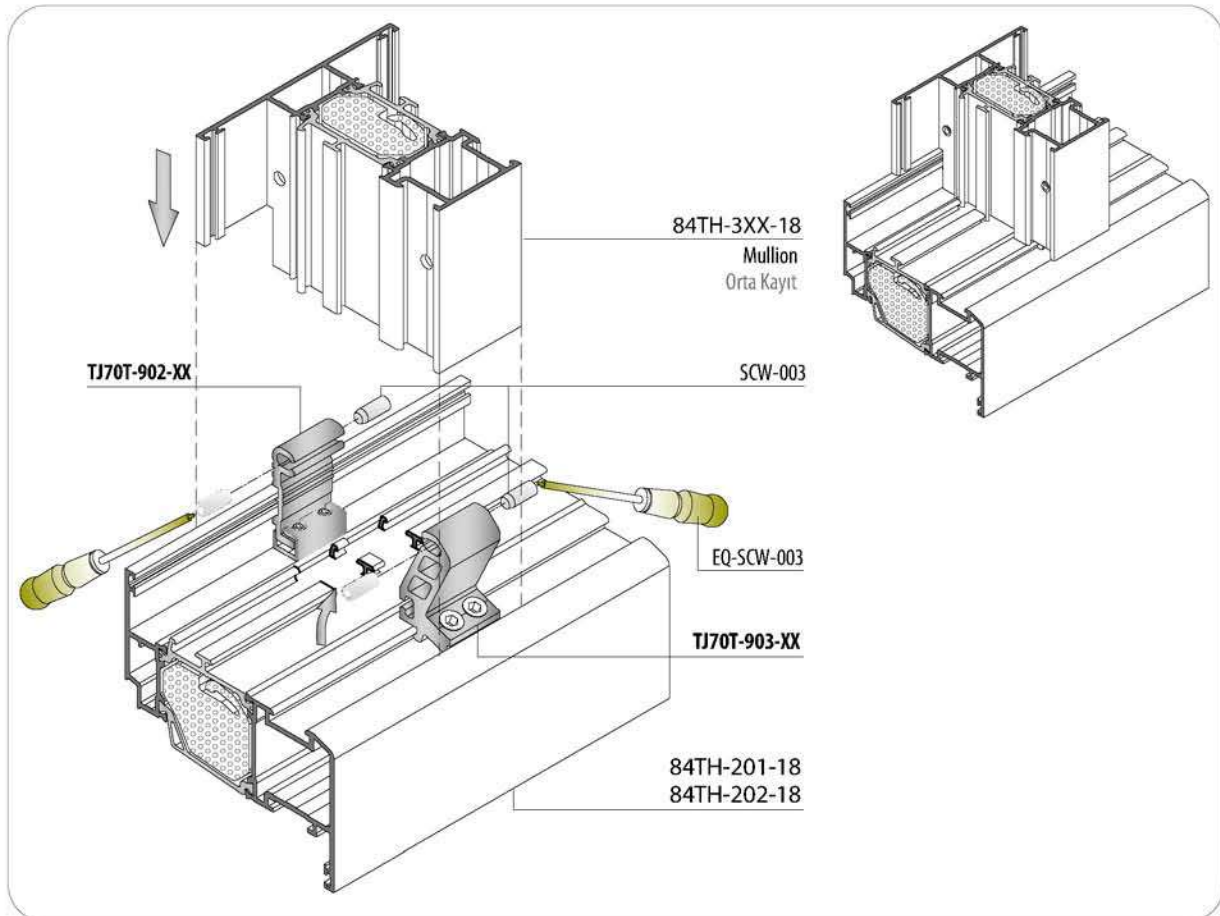
T JUNCTION (MONTAGE TO FRAME) / T BAĞLANTI (KASAYA)

APPLICATION PROFILES ÇALIŞTIĞI PROFİLLER	PACKAGE CODE PAKET KODU	WIEV RESİM	PROFILE CODE PROFİL KODU	CUTTING SIZE KESİM ÖLÇÜSÜ
84T/TH-301-18	TJ70T-901-10.4		70T-901-00	10.4 mm
	TJ70T-903-10.4		70T-903-00	
84T/TH-302-18 84T/TH-322-18	TJ70T-901-22.4		70T-901-00	22.4 mm
	TJ70T-903-22.4		70T-903-00	
84T/TH-303-18	TJ70T-901-32.4		70T-901-00	32.4 mm
	TJ70T-903-32.4		70T-903-00	

APPLICATION / UYGULAMA


T JUNCTION MONTAGE TO (STANDARD SASH) / T BAĞLANTI (STANDART KANADA)

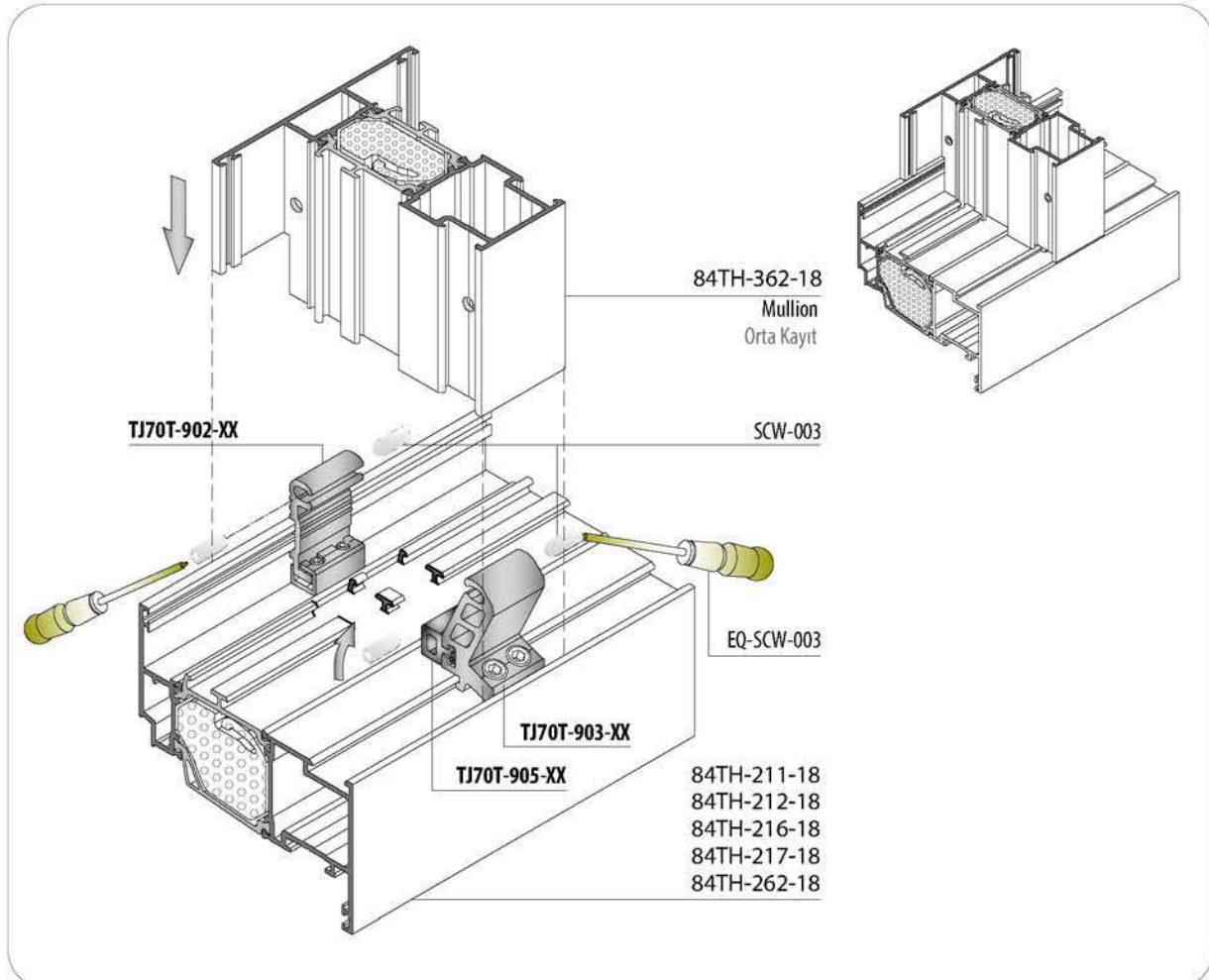
APPLICATION PROFILES ÇALIŞTIĞI PROFİLLER	PACKAGE CODE PAKET KODU	WIEV RESİM	PROFILE CODE PROFİL KOD	CUTTING SIZE KESİM ÖLÇÜSÜ
84T/TH-301-18	TJ70T-902-10.4		70T-902-00	10.4 mm
	TJ70T-903-10.4		70T-903-00	
84T/TH-302-18 84T/TH-322-18	TJ70T-902-22.4		70T-902-00	22.4 mm
	TJ70T-903-22.4		70T-903-00	
84T/TH-303-18	TJ70T-902-32.4		70T-902-00	32.4 mm
	TJ70T-903-32.4		70T-903-00	



T JUNCTION MONTAGE TO (FLAT SASH) / T BAĞLANTI (DÜZ KANADA)
MULLION / ORTA KAYIT

APPLICATION PROFILES ÇALIŞTIĞI PROFİLLER	PACKAGE CODE PAKET KODU	WIEV RESİM	PROFILE CODE PROFİL KOD	CUTTING SIZE KESİM ÖLÇÜSÜ
84T/TH-362-18	TJ70T-902-22.4		84T-902-00	22.4 mm
	TJ70T-903-22.4		84T-903-00	22.4 mm
	TJ70T-905-21.4		84T-905-00	21.4 mm

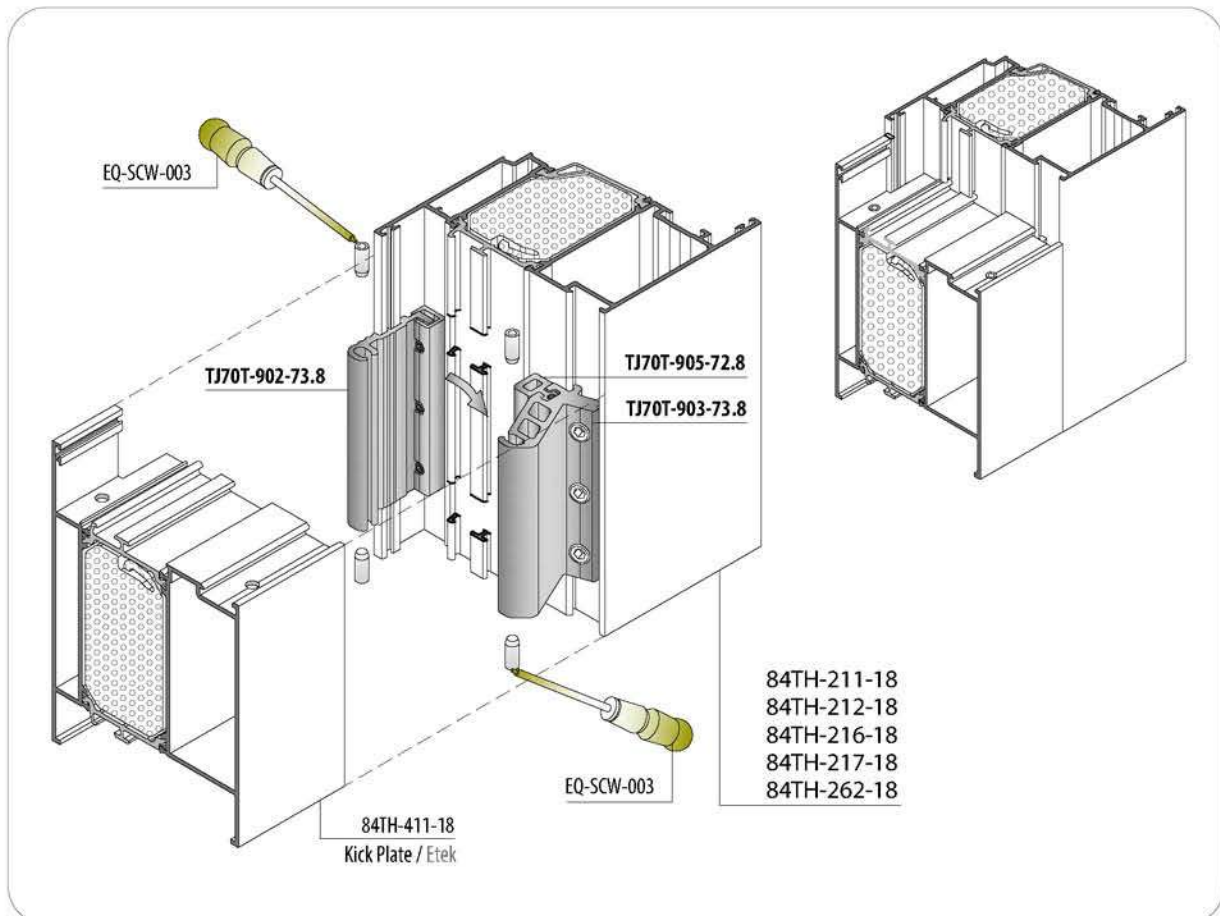
APPLICATION / UYGULAMA



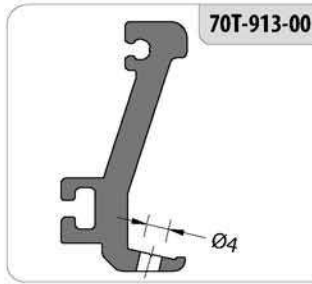
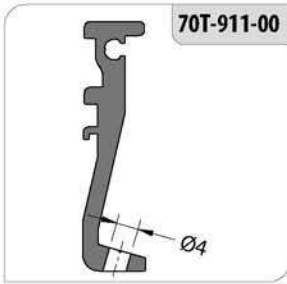
T JUNCTION MONTAGE TO (FLAT SASH) / T BAĞLANTI (DÜZ KANADA)
KICK PLATE / ETEK

APPLICATION PROFILES ÇALIŞTIĞI PROFİLLER	PACKAGE CODE PAKET KODU	WIEV RESİM	PROFILE CODE PROFİL KOD	CUTTING SIZE KESİM ÖLÇÜSÜ
84T/TH-411-18	TJ70T-902-73.8		84T-902-00	73.8 mm
	TJ70T-903-73.8		84T-903-00	73.8 mm
	TJ70T-905-72.8		84T-905-00	72.8 mm

APPLICATION / UYGULAMA

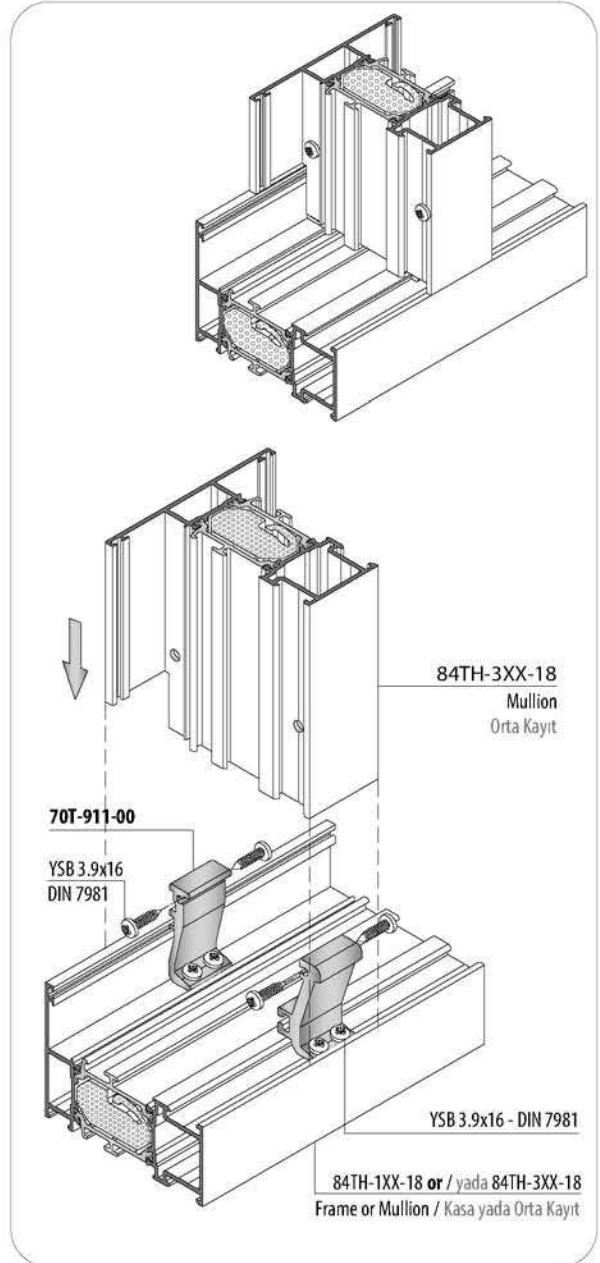


**ALTERNATIVE T JUNCTION / ALTERNATIF T BAĞLANTI
T JUNCTION (MONTAGE TO FRAME) / T BAĞLANTI (KASAYA)**

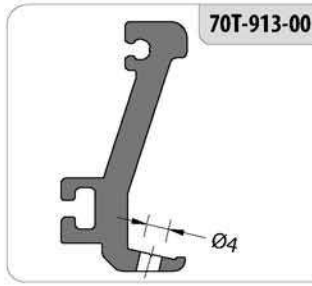
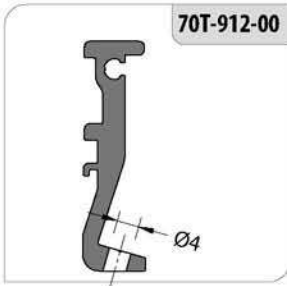


84T/TH-301-18	
84T/TH-302-18 84T/TH-322-18	
84T/TH-303-18	

APPLICATION / UYGULAMA

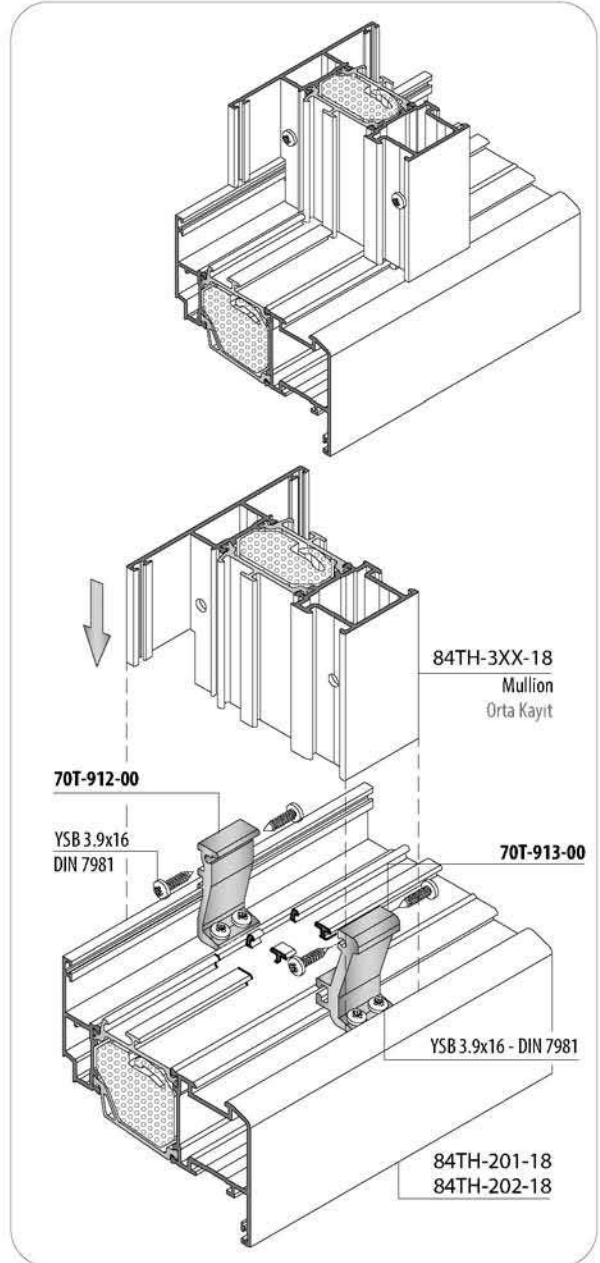


ALTERNATIVE T JUNCTION / ALTERNATIF T BAĞLANTI
T JUNCTION MONTAGE TO (STANDARD SASH) / T BAĞLANTI (STANDART KANADA)

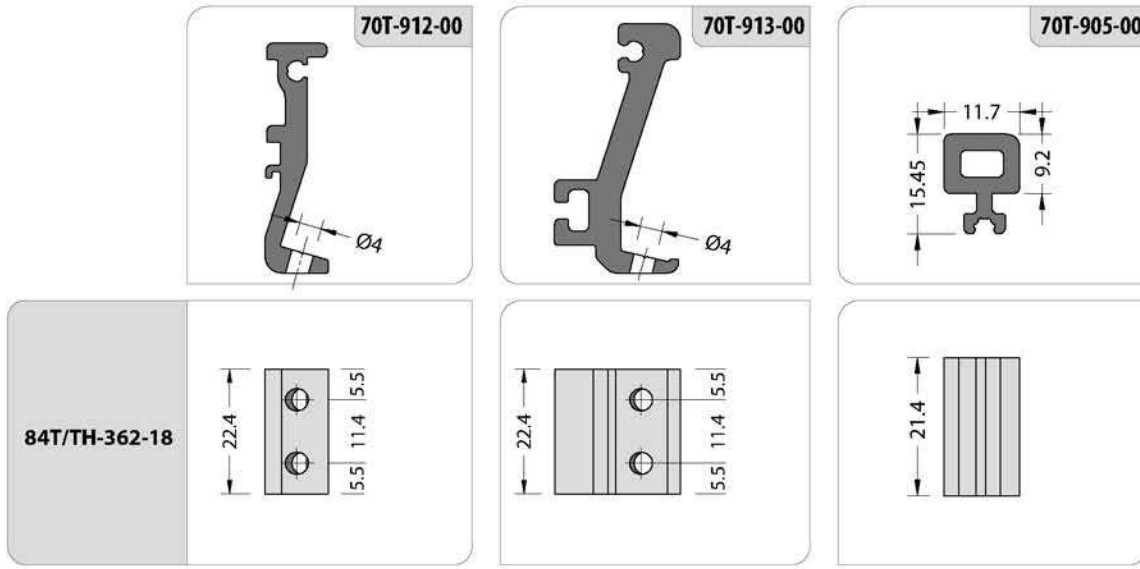


84T/TH-301-18	
84T/TH-302-18 84T/TH-322-18	
84T/TH-303-18	

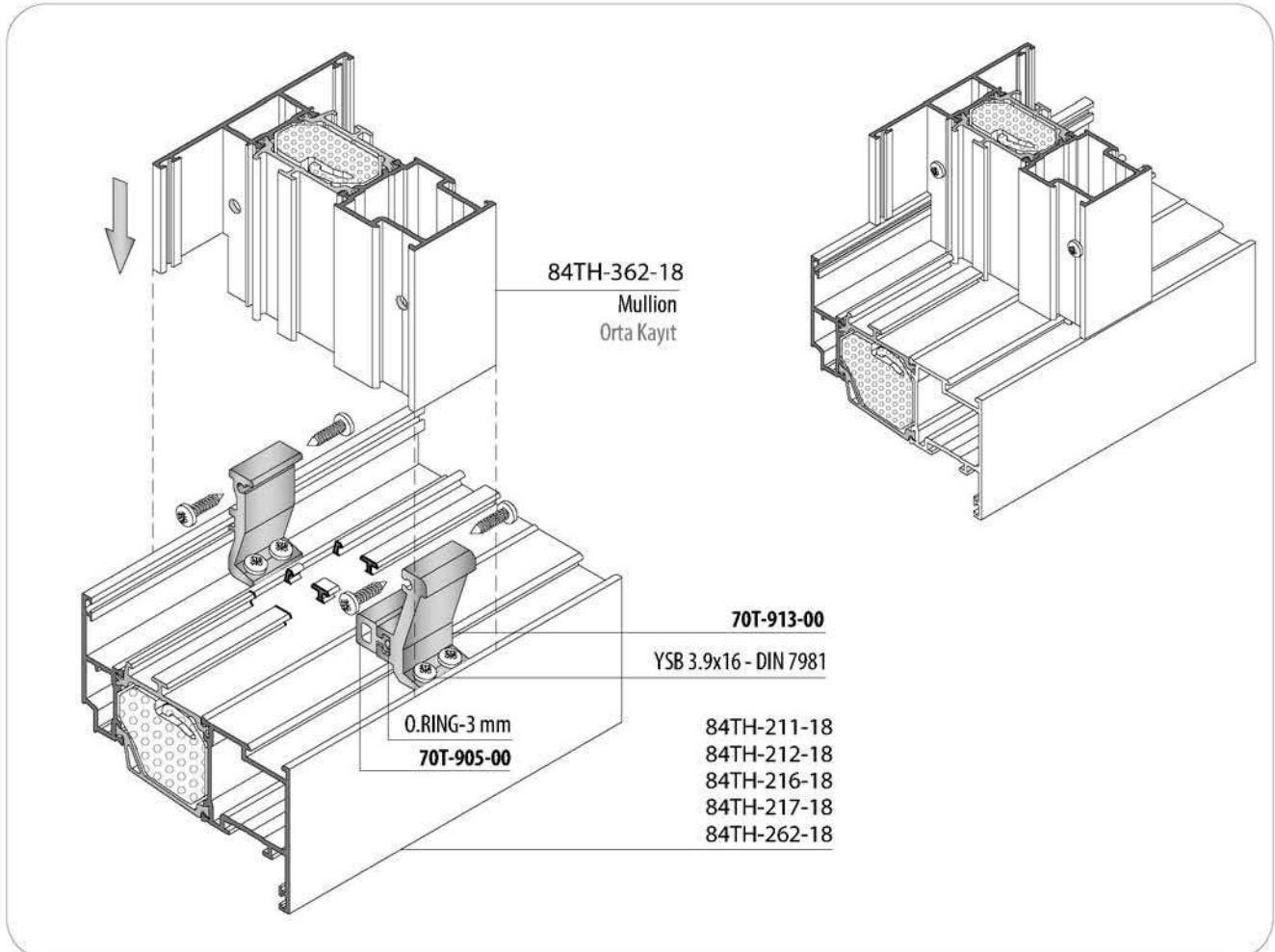
APPLICATION / UYGULAMA



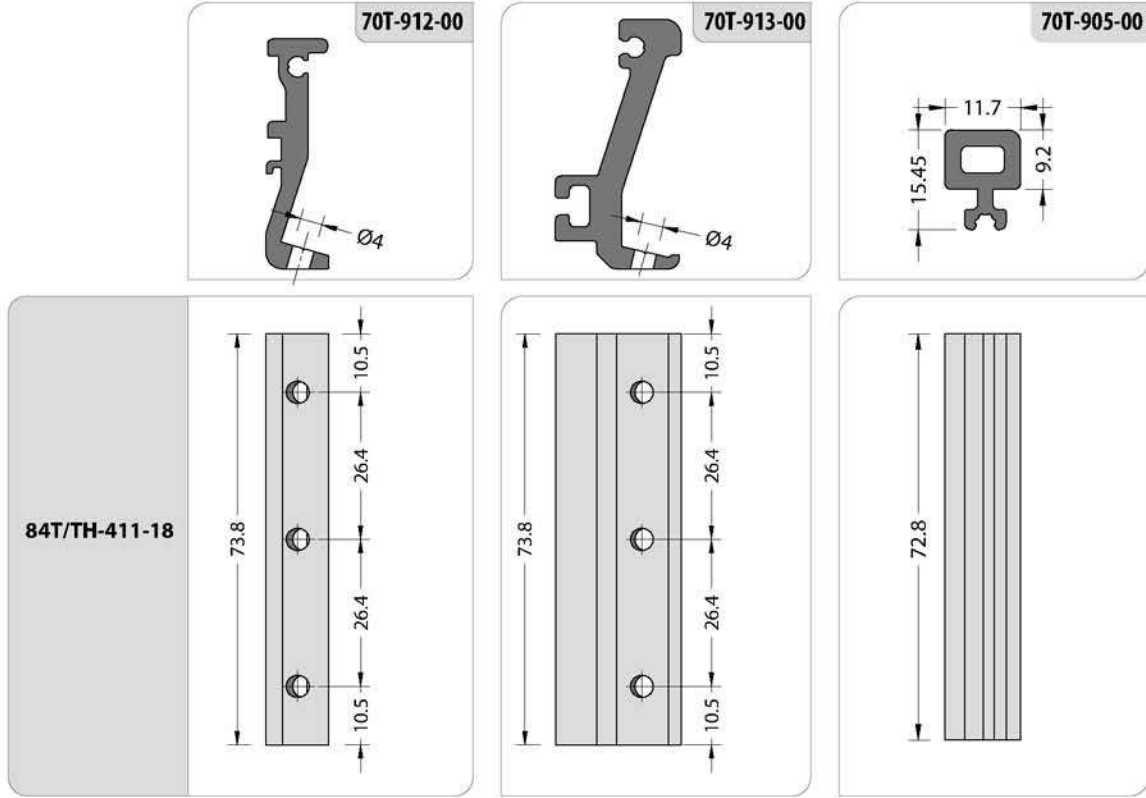
ALTERNATIVE T JUNCTION / ALTERNATIF T BAĞLANTI
T JUNCTION MONTAGE TO (FLAT SASH) / T BAĞLANTI (DÜZ KANADA)



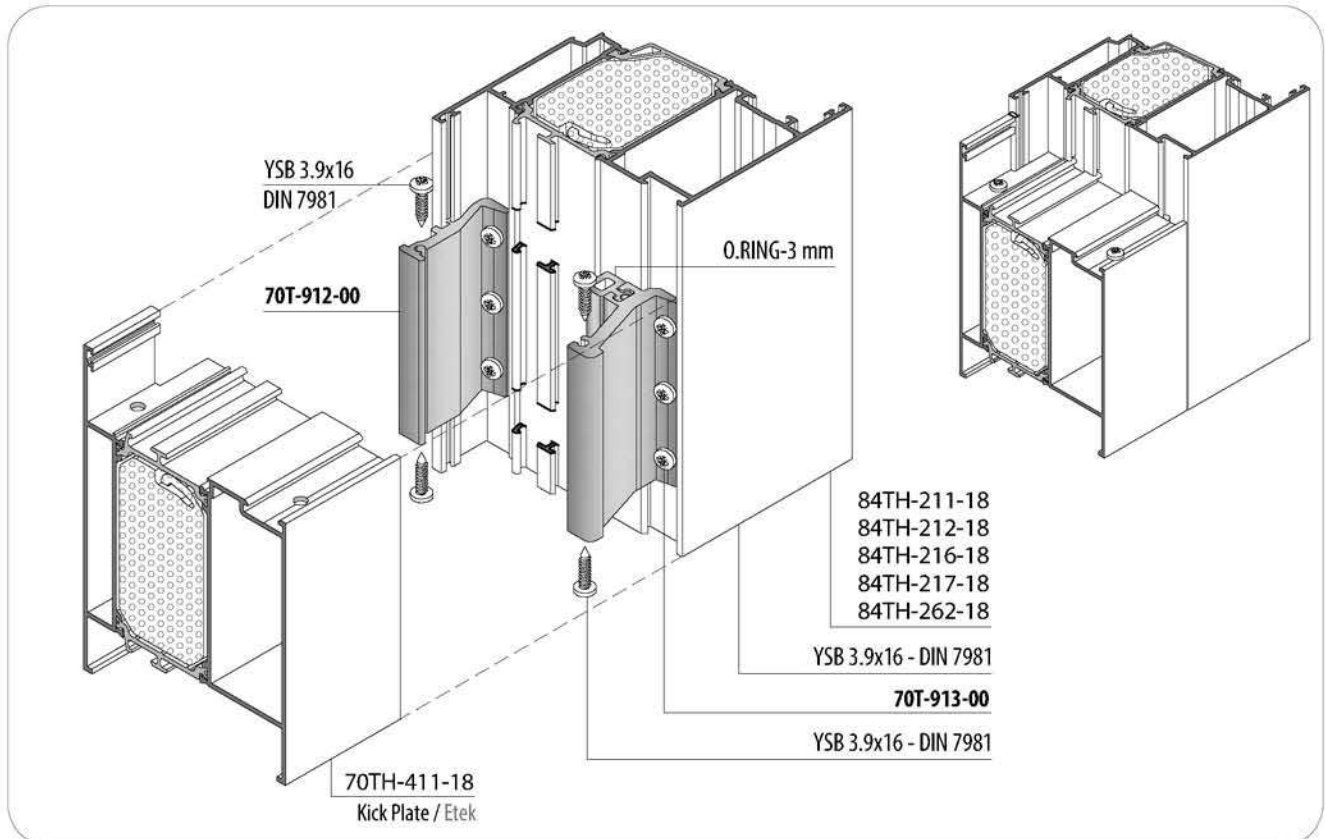
APPLICATION / UYGULAMA




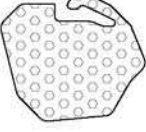
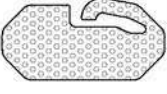
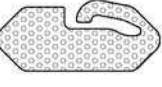









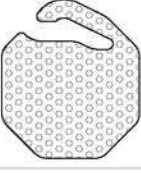

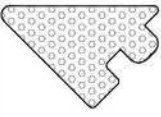
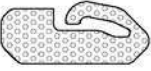
ALTERNATIVE T JUNCTION / ALTERNATIF T BAĞLANTI
T JUNCTION MONTAGE TO (FLAT SASH) / T BAĞLANTI (DÜZ KANADA)
KICK PLATE / ETEK




APPLICATION / UYGULAMA



EPS KÖPÜK / EPS KÖPÜK

CODE KOD	DRAWING ÇİZİM	APPLICATION PROFILES ÇALIŞTIĞI PROFİLLER	SIZE ÖLÇÜ (Meter / Metre)	CODE KOD	DRAWING ÇİZİM	APPLICATION PROFILES ÇALIŞTIĞI PROFİLLER	SIZE ÖLÇÜ (Meter / Metre)
HM84T-101		84T/TH-301-18	2	HM84T-272		84T/TH-272-18	2
HM84T-181		84T/TH-181-18 84T/TH-182-18	2	HM84T-281		84T/TH-281-18	2
HM84T-102		84T/TH-102-18 84T/TH-112-18 84T/TH-302-18 84T/TH-322-18 84T/TH-362-18 84T/TH-404-18	2	HM84T-411		84T/TH-411-18	2
HM84T-103		84T/TH-103-18 84T/TH-303-18	2	HM84T-501		84T/TH-501-18 84T/TH-551-18	2
HM84T-201		84T/TH-201-18 84T/TH-211-18	2	HM84T-502		84T/TH-502-18	2
HM84T-202		84T/TH-202-18 84T/TH-212-18	2	HM84T-507		84T/TH-507-18	2
HM84T-206		84T/TH-216-18	2	HM70T-508A		84T/TH-508-20	2
HM84T-217		84T/TH-217-18	2	HM84T-508B		84T/TH-508-20	2
				HM84T-582		84T/TH-582-18	2



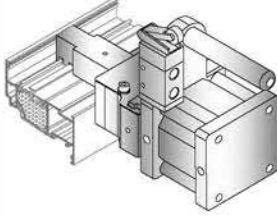

EPS KÖPÜK / EPS KÖPÜK

CODE KOD	DRAWING ÇİZİM	APPLICATION PROFILES ÇALIŞTIĞI PROFİLLER	SIZE ÖLÇÜ (Meter / Metre)
HM84T-109		84T/TH-109-18	2








ACCESSORIES / AKSESUARLAR

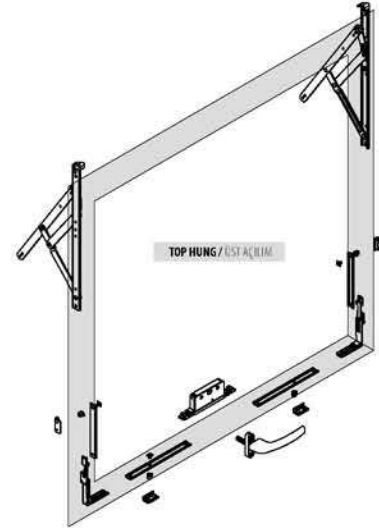
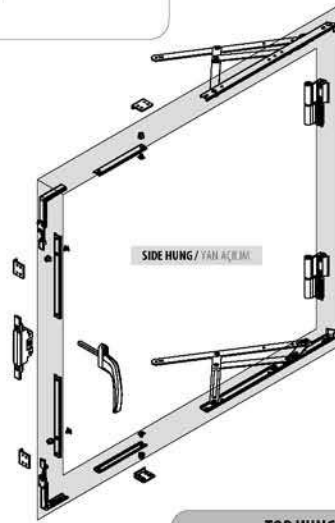
PACKAGE CODE PAKET KODU	DRAWING / ÇİZİM	APPLICATION / UYGULAMA	APPLICATION PROFILES ÇALIŞTIĞI PROFİLLER	DESCRIPTION AÇIKLAMA	MATERIAL MALZEME
EM84T-501			84T/TH-501-18	ADAPTE CAP ADAPTÖR KAPAĞI	PVC
EM58T-405			58T-405-00	DROPPER CAP DAMLALIK KAPAĞI	PVC
EM70T-406			70T-406-00	DROPPER CAP DAMLALIK KAPAĞI	PVC
EM84T-G01			-	FRAME GLASS WEDGE KASA CAM TAKOZU	ABS
EM84T-G02			-	SASH GLASS WEDGE KANAT CAM TAKOZU	ABS
EM15-200			-	POLYAMIDE ROD PROFILE (Euro Section 1) POLYAMİD TİJ PROFİLİ (Avrupa Kanal1)	POLYAMIDE POLYAMİD
EQ-SCW-003			-	TOLL FOR PIN PİM İÇİN APARAT	-
M16-08-P			18-351-00	END CAP BİTİŞ KAPAĞI	-
CA18-351-00			-	-	ALUMINIUM ALÜMİNYUM
EM10-01 (White / Beyaz)			-	DRAINAGE CAP TAHLİYE KAPAĞI	PVC
EM10-02 (Black / Siyah)					
EM10-03 (Brown / K.Rengi)					
EM10-04 (Gray / Gri)					
EM10-05 (L.Coffe / A. Kahve)					

PUNCHING MACHINE / PUNCH MAKİNASI

PACKAGE CODE PAKET KODU	DRAWING / ÇİZİM	APPLICATION / UYGULAMA	APPLICATION PROFILES ÇALIŞTIĞI PROFİLLER	DESCRIPTION AÇIKLAMA
LC70T-02				Punching Mechanical Corner Joint Holes For Frames Punching Mechanical Corner Joint Holes For Sashes Punching Handle Holes Punching Rod Holes Notching Sashes rod groove
LC70T-01			ALL SASH PROFILES TÜM KANAT PROFİLLERİ	NOTCHING MACHINE FOR ISOLATION STRIPS IN THE SASHES KANAT ISI BARIYERİ KERTME MAKİNASI
LC84T-11				NOTCHING TOOL FOR ISOLATION STRIPS IN THE SASHES KANAT ISI BARIYERİ KERTME MAKİNA APARATI









OUTWARD - 1 / DIŐA AÇILIM-1

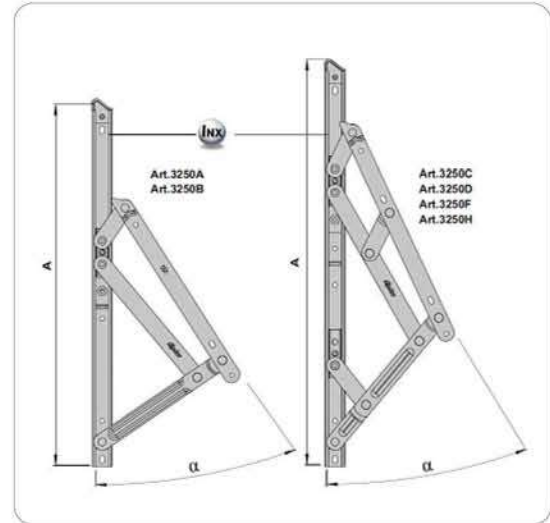
PACKAGE CODE PAKET KODU	DRAWING / ÇİZİM	DESCRIPTION AÇIKLAMA	PACKAGE CODE PAKET KODU	DRAWING / ÇİZİM	DESCRIPTION AÇIKLAMA
020.97.2491		Bas window handle Bas model pencere kolu	020.97.4019		Corner drive Klipsli sabitleme köőe dönüő
020.97.4093		Ghibo out mechanism back set 29 Diőa ağırlı mekanizma 29 aks	020.97.2030		Stay arm Sınırlandırıcı makas
020.97.1353		Frame striker Ayarlanabilir tekli karőılık	020.97.1374		Fastening element Gizli menteőe
020.97.4030		Adjustable pawl Ayarlanabilir pim			



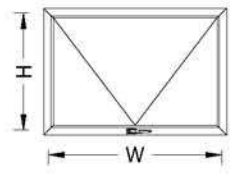



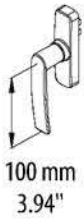
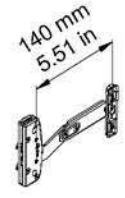
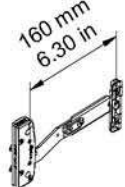
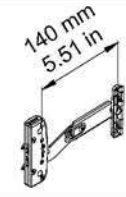
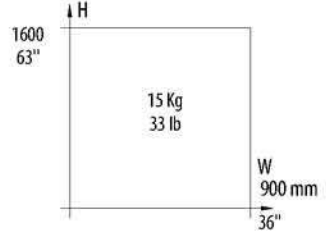
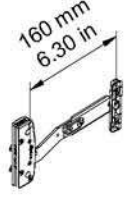

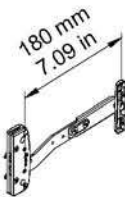


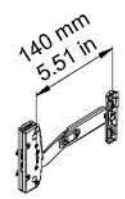

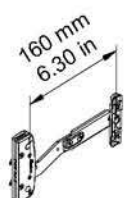
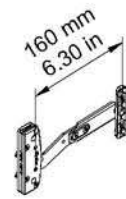
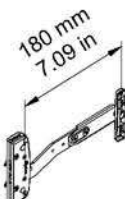

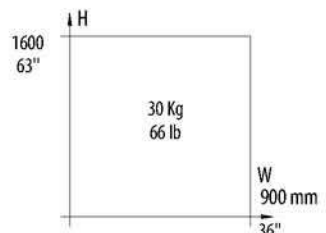
PACKAGE CODE PAKET KODU	DRAWING / ÇİZİM	DESCRIPTION AÇIKLAMA	TOP HUNG / ÜST AÇILIM				SIDE HUNG / YAN AÇILIM			
			Opening angle Açılım Açısı	Maximum height (mm) Maksimum yükseklik	Maximum width (mm) Maksimum genişlik	Maximum weight (kg) Maksimum ağırlık	Opening angle Açılım Açısı	Maximum height (mm) Maksimum yükseklik	Maximum width (mm) Maksimum genişlik	Maximum weight (kg) Maksimum ağırlık
020.97.8349		GS HD – TOP / SIDE-HUNG 10" Euro Groove 10" MAKAS	50°	650	1500	50	50/84	1500	660	35
020.97.8350		GS HD – TOP / SIDE-HUNG 16" Euro Groove 16" MAKAS	30° 50°	800	1500	100 55	30° 50°/90°	1600	700	60 42
020.97.8351		GS HD – TOP / SIDE-HUNG 22" Euro Groove 22" MAKAS	20°/45°	1500	1700	100 (20°) -80 (max 30°)				
020.97.8352		GS HD – TOP / SIDE-HUNG 28" Euro Groove 28" MAKAS	15°	2000	1700	100				

OUTWARD - 2 / DIŐA AÇILIM-2

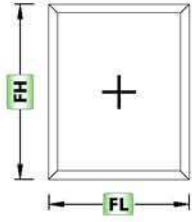
PACKAGE CODE PAKET KODU	DRAWING / ÇİZİM	DESCRIPTION AÇIKLAMA	PACKAGE CODE PAKET KODU	DRAWING / ÇİZİM	DESCRIPTION AÇIKLAMA
020.99.0530		Single fork cremone bolt Tek maçalı kol	020.99.1740		Locking point for frame Ayarlı kasa pimi
020.99.1703		Connecting block for single fork Kol iletişim ekipmanı	020.99.1746		Adjustable striker for sash Ayarlı kanat karşılığı
020.99.1788		Mechanism for outward opening Diőa açılır mekanizma	020.99.1790		Stability plastic for sash Kanat dengeleme plastiđi
020.99.1789		Corner transmission Köőe aktarım elemanı	020.99.1791		Stability plastic for frame Kasa dengeleme plastiđi



CODE / KOD	A	SH max mm / inc	a	W max Kg / Pound
020.99.3250	355 mm 14"	1000 mm 39"	30° / 35°	65 kg 143 pound
020.99.3251	406 mm 16"	1200 mm 47"	25° / 30°	90 198
020.99.3252	457 mm 18"	1400 mm 55"	25° / 30°	100 220
020.99.3253	508 mm 20"	1600 mm 63"	20° / 25°	110 243
020.99.3254	610 mm 24"	1800 mm 71"	15° / 20°	120 264
020.99.3255	711 mm 28"	2000 mm 79"	15° / 20°	130 286

		<p>020.99.3250 020.99.3251 020.99.3252 020.99.3253 020.99.3254 020.99.3255</p> 																	
 <p>100 mm 3.94"</p>	 <p>140 mm 5.51 in</p>	<table border="1"> <tr> <td>H</td> <td>2000 79"</td> <td>30 Kg 66 lb</td> <td>W</td> <td>1800 mm 71"</td> </tr> </table>	H	2000 79"	30 Kg 66 lb	W	1800 mm 71"	 <p>100 mm 3.94"</p>	 <p>140 mm 5.51 in</p>	 <p>1600 63"</p> <p>15 Kg 33 lb</p> <p>W 900 mm 36"</p>									
	H	2000 79"	30 Kg 66 lb	W	1800 mm 71"														
	 <p>160 mm 6.30 in</p>	<table border="1"> <tr> <td>H</td> <td>2000 79"</td> <td>30 Kg 66 lb</td> <td rowspan="3">W</td> <td rowspan="3">1800 mm 71"</td> </tr> <tr> <td></td> <td>1200 48"</td> <td>25 Kg 55 lb</td> </tr> <tr> <td></td> <td>900 36"</td> <td>20 Kg 44 lb</td> </tr> </table>	H	2000 79"	30 Kg 66 lb	W	1800 mm 71"				1200 48"	25 Kg 55 lb		900 36"	20 Kg 44 lb	 <p>160 mm 6.30 in</p>			
H	2000 79"	30 Kg 66 lb	W	1800 mm 71"															
	1200 48"	25 Kg 55 lb																	
	900 36"	20 Kg 44 lb																	
 <p>180 mm 7.09 in</p>	<table border="1"> <tr> <td>H</td> <td>2000 79"</td> <td>30 Kg 66 lb</td> <td rowspan="5">W</td> <td rowspan="5">1800 mm 71"</td> </tr> <tr> <td></td> <td>1400 55"</td> <td>25 Kg 55 lb</td> </tr> <tr> <td></td> <td>1200 48"</td> <td>20 Kg 44 lb</td> </tr> <tr> <td></td> <td>900 36"</td> <td>15 Kg 33 lb</td> </tr> </table>	H	2000 79"	30 Kg 66 lb	W	1800 mm 71"		1400 55"	25 Kg 55 lb		1200 48"	20 Kg 44 lb		900 36"	15 Kg 33 lb	 <p>180 mm 7.09 in</p>			
H	2000 79"	30 Kg 66 lb	W	1800 mm 71"															
	1400 55"	25 Kg 55 lb																	
	1200 48"	20 Kg 44 lb																	
	900 36"	15 Kg 33 lb																	
 <p>200 mm 7.87 in</p>	 <p>140 mm 5.51 in</p>	<table border="1"> <tr> <td>H</td> <td>2000 79"</td> <td>60 Kg 132 lb</td> <td rowspan="5">W</td> <td rowspan="5">1800 mm 71"</td> </tr> <tr> <td></td> <td>1400 55"</td> <td>50 Kg 110 lb</td> </tr> <tr> <td></td> <td>1200 48"</td> <td>40 Kg 88 lb</td> </tr> <tr> <td></td> <td>900 36"</td> <td>30 Kg 66 lb</td> </tr> </table>			H	2000 79"	60 Kg 132 lb	W	1800 mm 71"		1400 55"	50 Kg 110 lb		1200 48"	40 Kg 88 lb		900 36"	30 Kg 66 lb	 <p>200 mm 7.87 in</p>
	H		2000 79"	60 Kg 132 lb	W	1800 mm 71"													
			1400 55"	50 Kg 110 lb															
	1200 48"	40 Kg 88 lb																	
	900 36"	30 Kg 66 lb																	
 <p>160 mm 6.30 in</p>	 <p>160 mm 6.30 in</p>																		
 <p>180 mm 7.09 in</p>	 <p>180 mm 7.09 in</p>	 <p>1600 63"</p> <p>30 Kg 66 lb</p> <p>W 900 mm 36"</p>																	

CUTTING SIZE
KESİM ÖLÇÜLERİ



GLASS / CAM

Code Kod	Drawing Çizim	Quantity Miktar	Dimensions (mm) Boyutlar
Glass Cam		1 Pcs / Adet	$GL = FL - (A1+A1) - 20$ $GH = FH - (A1+A1) - 20$




PROFILES / PROFİLLER

Code Kod	Drawing Çizim	Cut Kesim	Quantity Miktar	Dimensions (mm) Boyutlar	Mechanical Treatment Mekanik İşlem
84TH-102-18			2 Pcs / Adet	FL	-
			2 Pcs / Adet	FH	
08-XXX-XX			2 Pcs / Adet	$CL = FL - (A1+A1)$	-
			2 Pcs / Adet	$CH = FH - (A1+A1+22+22)$	





PRESS CORNER JOINTS / PRES BAĞLANTI

Code / Kod	Press Corner Joints Pres Bağlantı	Quantity Miktar
CC-103-22.6		4 Pcs / Adet
CC-103-11.0		4 Pcs / Adet
EM70LS-21		4 Pcs / Adet



MECHANICAL COR. JOINT / MEKANİK KÖŞE BAĞ.

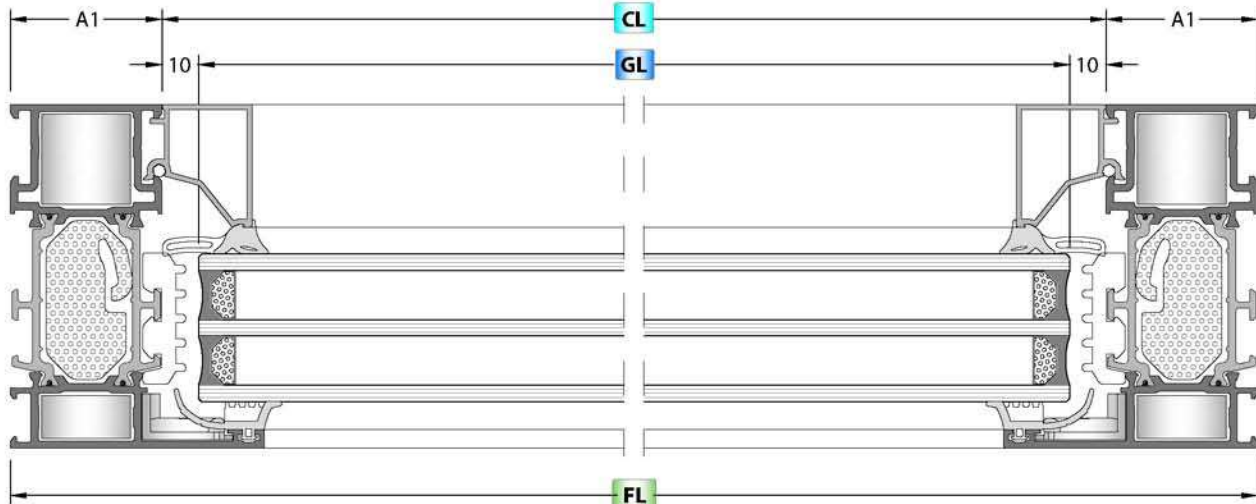
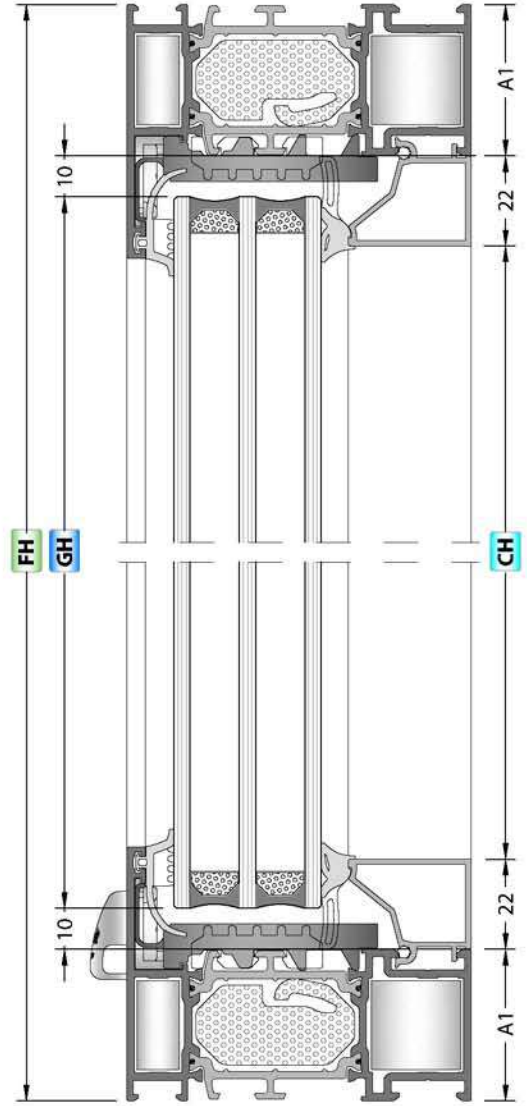
Code / Kod	Mech. Cor.Joint Mekanik Köşe Bağlantı	Quantity Miktar
KC-803-22.4		4 Pcs / Adet
CPA-103-11.0		4 Pcs / Adet
EM70LS-21		4 Pcs / Adet

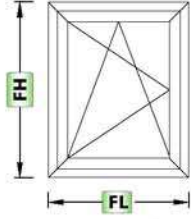
GASKETS / FİTİLLER

Code Kod	Quantity Miktar	Picture Resim
EM1-2X	2FL + 2FH	
EM2-11	2FL + 2FH	
O.RING-3 mm	2CL + 2CH	
EM84-11	2CL+2CH + 20	

ACCESSORY / AKSESUAR

Code Kod	Quantity Miktar	Picture Resim
EM84T-G01	2 Pcs / Adet	
EM10-XX	$> \frac{(FL - (2 \times (A1 + 125)))}{600}$	





GLASS / CAM

Code Kod	Drawing Çizim	Quantity Miktar	Dimensions (mm) Boyutlar
Glass Cam		1 Pcs / Adet	GL = SL - (A2+A2) - 20 GH = SH - (A2+A2) - 20

PROFILES / PROFİLLER

Code Kod	Drawing Çizim	Cut Kesim	Quantity Miktar	Dimensions (mm) Boyutlar	Mechanical Treatment Mekanik İşlem
84TH-102-18			2 Pcs / Adet	FL	-
			2 Pcs / Adet	FH	
84TH-212-18			2 Pcs / Adet	SL = FL - (A1+A1) + 12	-
			2 Pcs / Adet	SH = FH - (A1+A1) + 12	
08-XXX-XX			2 Pcs / Adet	CL = SL - (A2+A2)	-
			2 Pcs / Adet	CH = SH - (A2+A2+22+22)	

PRESS CORNER JOINTS / PRES BAĞLANTI

Code / Kod	Press Corner Joints Pres Bağlantı	Quantity Miktar
CC-103-22.6		4 Pcs / Adet
CC-103-11.0		4 Pcs / Adet
CC-143-32.1		4 Pcs / Adet
CC-103-05.7		4 Pcs / Adet
EM70LS-21		4 Pcs / Adet
EM70LS-22		4 Pcs / Adet
EM70LS-23		4 Pcs / Adet

MECHANICAL COR. JOINT / MEKANİK KÖŞE BAĞ.

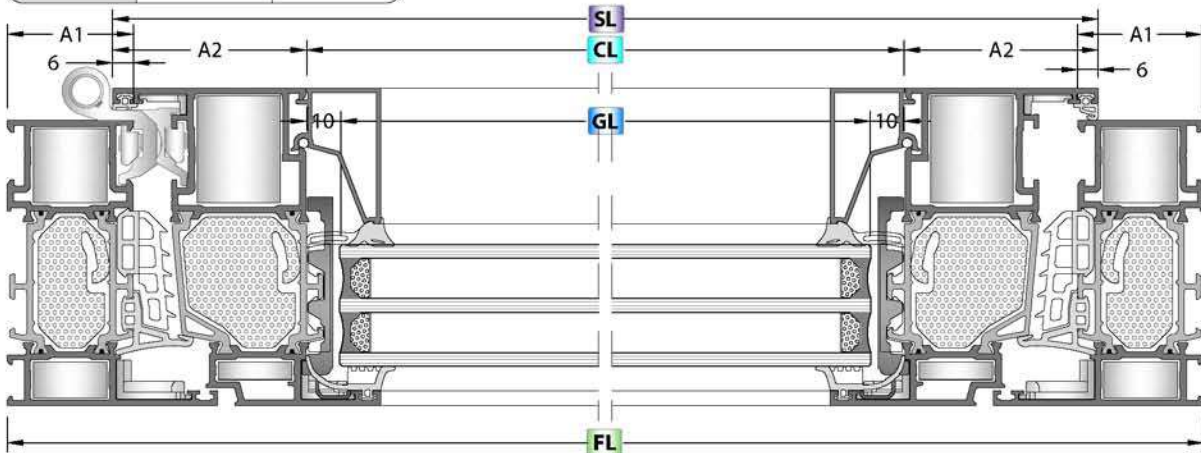
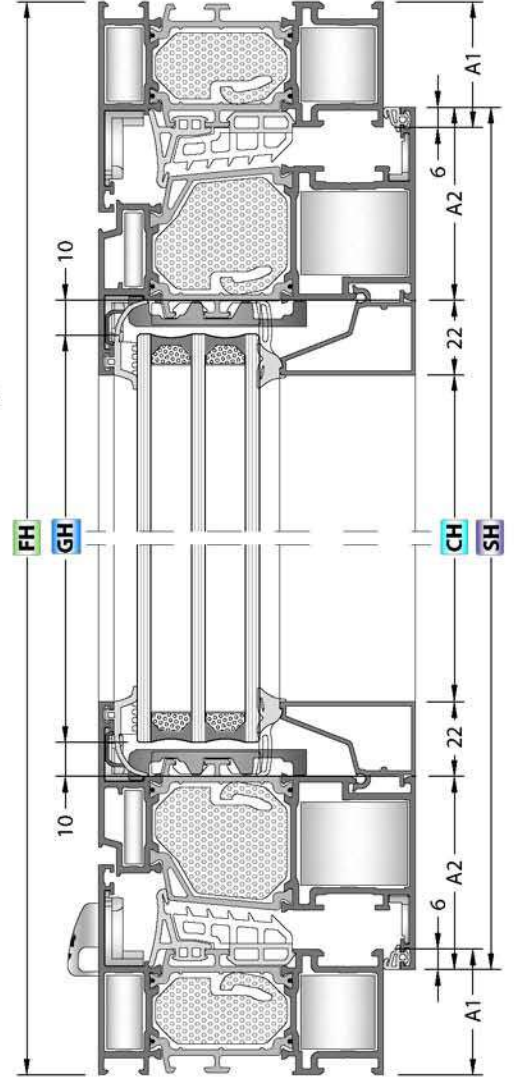
Code / Kod	Mech. Cor.Joint Mekanik Köşe Bağlantı	Quantity Miktar
KC-803-22.4		4 Pcs / Adet
CPA-103-11.0		4 Pcs / Adet
KC-807-31.9		4 Pcs / Adet
CPA-103-05.7		4 Set / Takım
EM70LS-21		4 Pcs / Adet
EM70LS-22		4 Pcs / Adet
EM70LS-23		4 Pcs / Adet

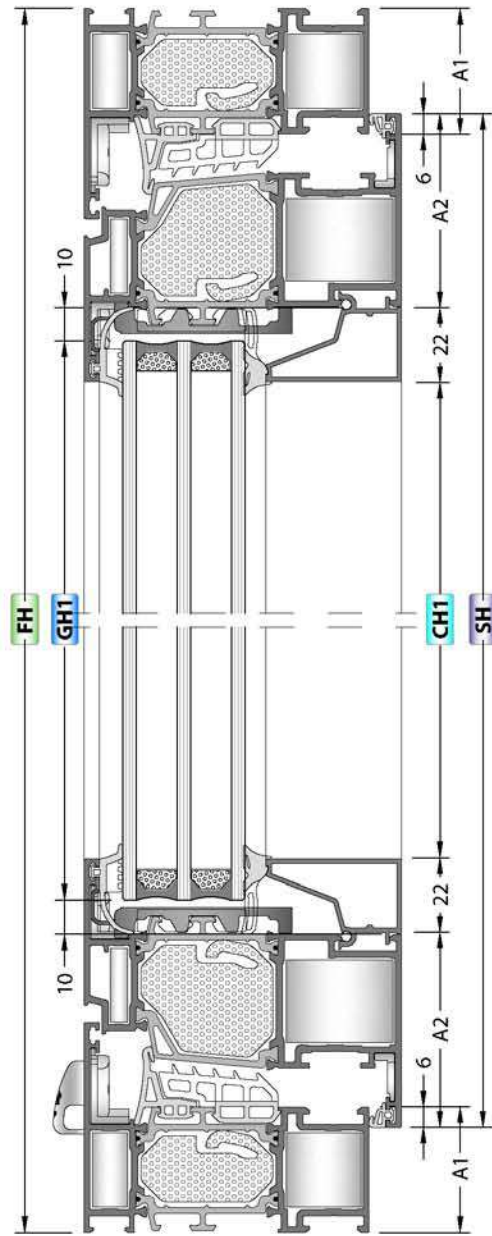
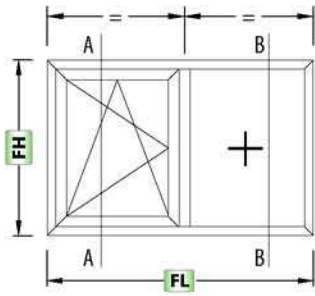
GASKETS / FİTİLLER

Code Kod	Quantity Miktar	Picture Resim
EM1-2X	2SL + 2SH	
EM2-11	2SL + 2SH	
EM3-03	2SL + 2SH	
EM84-01A	2FL + 2FH	
EM84-01B		
O.RING-3 mm	2CL + 2CH	
EM84-12	2CL + 2CH	

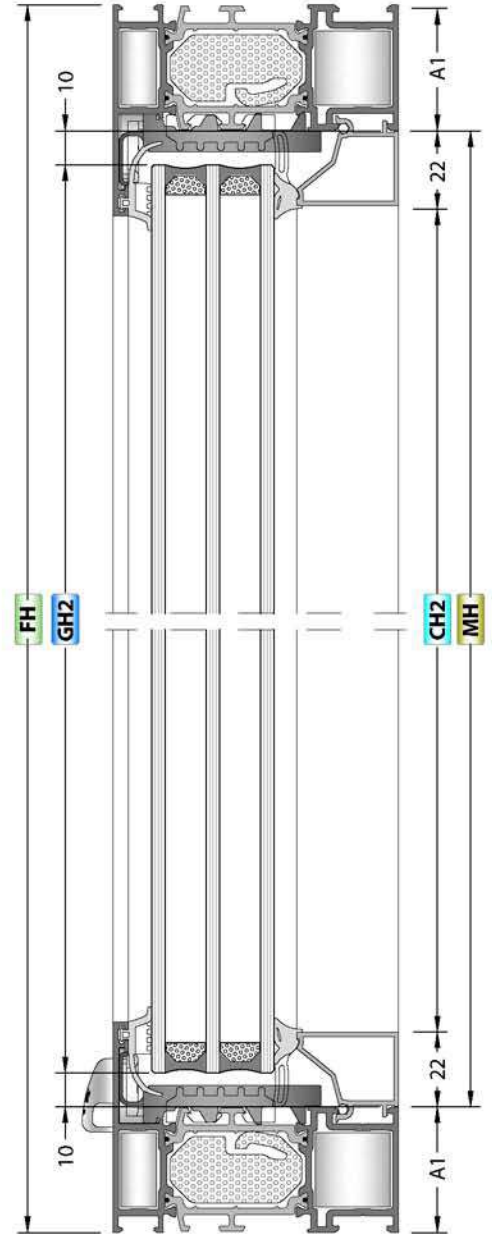
ACCESSORY / AKSESUAR

Code Kod	Quantity Miktar	Picture Resim
EM84-C01	4 Pcs / Adet	
EM84T-G02	4 Pcs / Adet	
EM10-XX	$\frac{FL - (2 \times (A1 + 125))}{600}$	

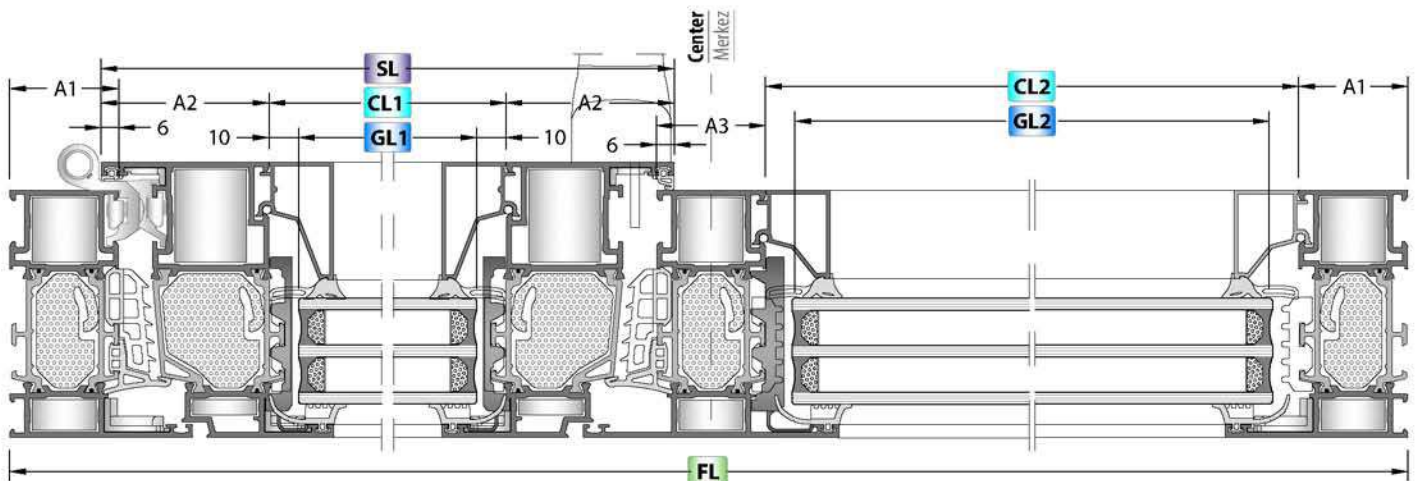


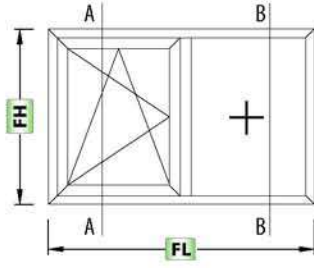
















A-A SECTION / KESİTİ





B-B SECTION / KESİTİ











PROFILES / PROFİLLER

Code Kod	Drawing Çizim	Cut Kesim	Quantity Miktar	Dimensions (mm) Boyutlar	Mechanical Treatment Mekanik İşlem
84TH-102-18			2 Pcs / Adet	FL	-
			2 Pcs / Adet	FH	
84TH-212-18			2 Pcs / Adet	$SL = \frac{FL}{2} - (A1 + (A3/2)) + 12$	-
			2 Pcs / Adet	$SH = FH - (A1 + A1) + 12$	
84TH-302-18			1 Pcs / Adet	$MH = FH - (A1 + A1)$	✓
Sash Bead Kanat Çita 08-XXX-XX			2 Pcs / Adet	$CL1 = SL - (A2 + A2)$	-
			2 Pcs / Adet	$CH1 = SH - (A2 + A2 + 22 + 22)$	
Frame Bead Kasa Çita 08-XXX-XX			2 Pcs / Adet	$CL2 = \frac{FL - A1 - (A3)}{2}$	-
			2 Pcs / Adet	$CH2 = FH - (A1 + A1 + 22 + 22)$	








GLASS / CAM

Code Kod	Drawing Çizim	Quantity Miktar	Dimensions (mm) Boyutlar
Sash Glass Kanat Cam		1 Pcs / Adet	$GL1 = SL - (A2 + A2) - 20$ $GH1 = SH - (A2 + A2) - 20$
Fixed Glass Sabit Cam		1 Pcs / Adet	$GL2 = \frac{FL - A1 - (A3)}{2} - 20$ $GH2 = FH - (A1 + A1) - 20$

PRESS CORNER JOINTS / PRES BAĞLANTI

Code / Kod	Press Corner Joints Pres Bağlantı	Quantity Miktar
CC-103-22.6		4 Pcs / Adet
CC-103-11.0		4 Pcs / Adet
CC-143-32.1		4 Pcs / Adet
CC-103-05.7		4 Pcs / Adet
EM70LS-21		4 Pcs / Adet
EM70LS-22		4 Pcs / Adet
EM70LS-23		4 Pcs / Adet









MECHANICAL COR. JOINT / MEKANİK KÖŞE BAĞ.

Code / Kod	Mech. Cor.Joint Mekanik Köşe Bağlantı	Quantity Miktar
KC-803-22.4		4 Pcs / Adet
CPA-103-11.0		4 Pcs / Adet
KC-807-31.9		4 Pcs / Adet
CPA-103-05.7		4 Set / Takım
EM70LS-21		4 Pcs / Adet
EM70LS-22		4 Pcs / Adet
EM70LS-23		4 Pcs / Adet

MONTAGE TO FRAME T JUNCTION
KASAYA ÇEKTİRME BAĞLANTI

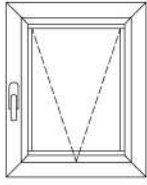
Code / Kod	Mech. Cor.Joint Mekanik Köşe Bağlantı	Quantity Miktar
TJ70T-901-22.4		2 Set / Takım
TJ70T-903-22.4		2 Set / Takım

GASKETS / FİTİLLER

Code Kod	Quantity Miktar	Picture Resim
EM1-2X	4SL + 4SH	
EM2-11	4SL + 4SH	
EM3-03	2SL + 2SH	
EM84-01A	FL + 2FH	
EM84-01B		
O.RING-3 mm	2x(CL1+CH1+CL2+CH2)	
EM84-11	2CL+2CH + 20	
EM84-12	2 CL + 2 CH	

ACCESSORY / AKSESUAR














Code Kod	Quantity Miktar	Picture Resim
EM84-C01	4 Pcs / Adet	
EM84T-G01	2 Pcs / Adet	
EM84T-G02	4 Pcs / Adet	
EM10-XX	$> \frac{(FL/2) \cdot A1 - 250 - (A3/2)}{300}$	









GLASS / CAM

Code Kod	Drawing Çizim	Quantity Miktar	Dimensions (mm) Boyutlar
Glass Cam		1 Pcs / Adet	GL = SL - (2A2 - 24) GH = SH - (2A2 - 24)








PROFILES / PROFİLLER

Code Kod	Drawing Çizim	Cut Kesim	Quantity Miktar	Dimensions (mm) Boyutlar	Mechanical Treatment Mekanik işlem
84TH-181-18			2 Pcs / Adet	FL	-
			2 Pcs / Adet	FH	
84TH-281-18			2 Pcs / Adet	SL = FL - (2A1+10)	-
			2 Pcs / Adet	SH = FH - (2A1+10)	
70T-583-18			1 Pcs / Adet	SL + SH/2 + 300	✓
70T-584-18			2 Pcs / Adet	Friction Hinge Dimension Makas Ölçüsünde	-
08-XXX-XX			2 Pcs / Adet	CL = SL - (2A2 - 44)	-
			2 Pcs / Adet	CH = SH - 2A2	

PRESS CORNER JOINTS / PRES BAĞLANTI

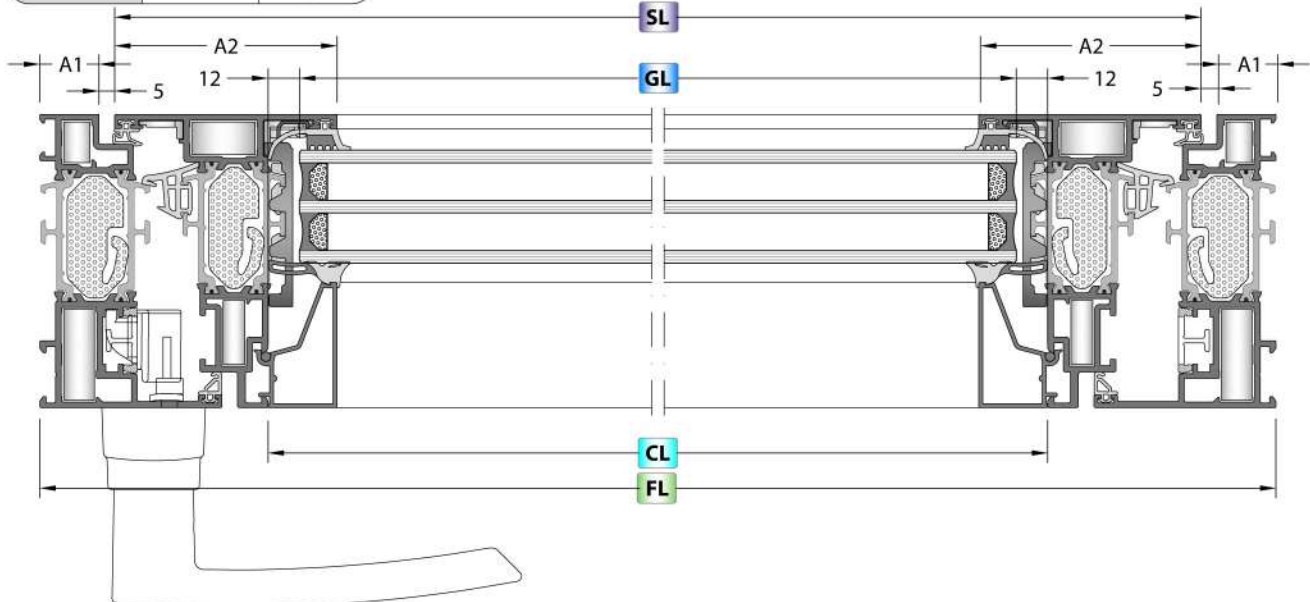
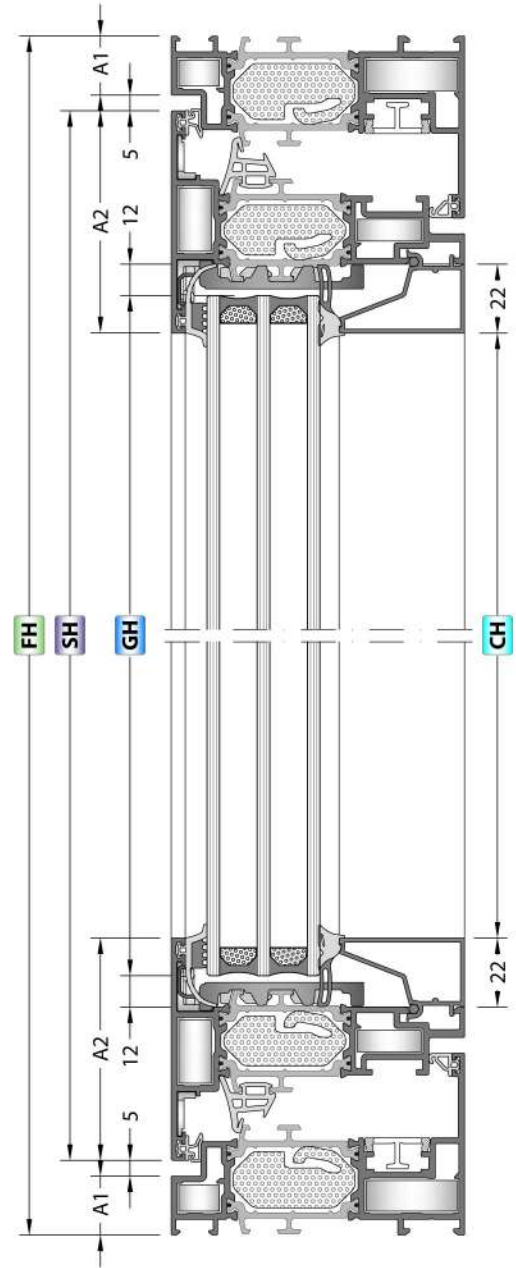
Code / Kod	Press Corner Joints Pres Bağlantı	Quantity Miktar
CC-101-29.5		4 Pcs / Adet
CC-119-13.5		4 Pcs / Adet
CC-107-21.0		4 Pcs / Adet
CC-145-11.0		4 Pcs / Adet
EM70LS-22		4 Pcs / Adet
EM70LS-23		4 Pcs / Adet

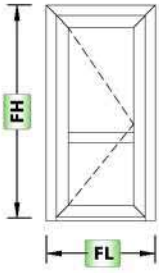
GASKETS / FİTİLLER

Code Kod	Quantity Miktar	Picture Resim
EM1-2X	2SL + 2SH	
EM2-11	2SL + 2SH	
EM3-09	2SL + 2SH	
EM3-10	2SL + 2SH	
EM84-02	2FL + 2FH	
O.RING-3 mm	2CL + 2CH	
EM84-12	2 CL + 2 CH	

ACCESSORY / AKSESUAR

Code Kod	Quantity Miktar	Picture Resim
EM84T-G02	4 Pcs / Adet	





Depend to mullion position
* Orta kayıt pozisyonuna bağlıdır.

GLASS / CAM

Code Kod	Drawing Çizim	Quantity Miktar	Dimensions (mm) Boyutlar
Glass Cam		2 Pcs / Adet	GL = SL - (A2 + A2) - 20
			*

PROFILES / PROFİLLER

Code Kod	Drawing Çizim	Cut Kesim	Quantity Miktar	Dimensions (mm) Boyutlar	Mechanical Treatment Mekanik İşlem
84TH-102-18			1 Pcs / Adet	FL	-
			1 Pcs / Adet	FH	
			1 Pcs / Adet	FH	
84TH-216-18			2 Pcs / Adet	SL = FL - (A1 + A1) + 12	-
			2 Pcs / Adet	SH = FH - (A1 + 4)	
84TH-362-18			1 Pcs / Adet	ML = SL - (A2 + A2)	✓
08-XXX-XX			4 Pcs / Adet	CL = SL - (A2 + A2)	-
			4 Pcs / Adet	*	
84T-410-00			1 Pcs / Adet	EL = FL - (A1 + A1)	-
70T-406-00			1 Pcs / Adet	DL = SL - 75	-

PRESS CORNER JOINTS / PRES BAĞLANTI

Code / Kod	Press Corner Joints Pres Bağlantı	Quantity Miktar
CC-103-22.6		2 Pcs / Adet
CC-103-11.0		2 Pcs / Adet
CC-131-32.1		4 Pcs / Adet
CC-147-05.7		4 Pcs / Adet
EM70LS-21		4 Pcs / Adet
EM70LS-22		4 Pcs / Adet
EM70LS-23		4 Pcs / Adet

MECHANICAL COR. JOINT / MEKANİK KÖŞE BAĞ.

Code / Kod	Mech. Cor. Joint Mekanik Köşe Bağlantı	Quantity Miktar
KC-803-22.4		2 Pcs / Adet
CPA-103-11.0		2 Pcs / Adet
KC-810-31.9		4 Pcs / Adet
CPA-147-05.7		4 Pcs / Adet
EM70LS-21		4 Pcs / Adet
EM70LS-22		4 Pcs / Adet
EM70LS-23		4 Pcs / Adet

MONTAGE TO FRAME JUNCTION KASAYA ÇEKİRME BAĞLANTI

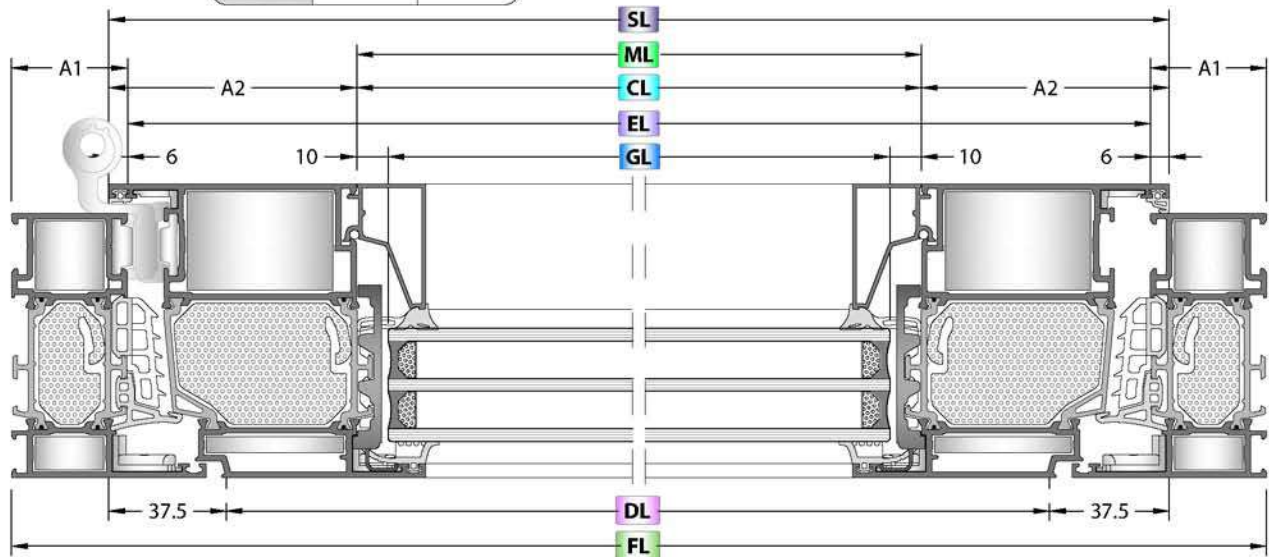
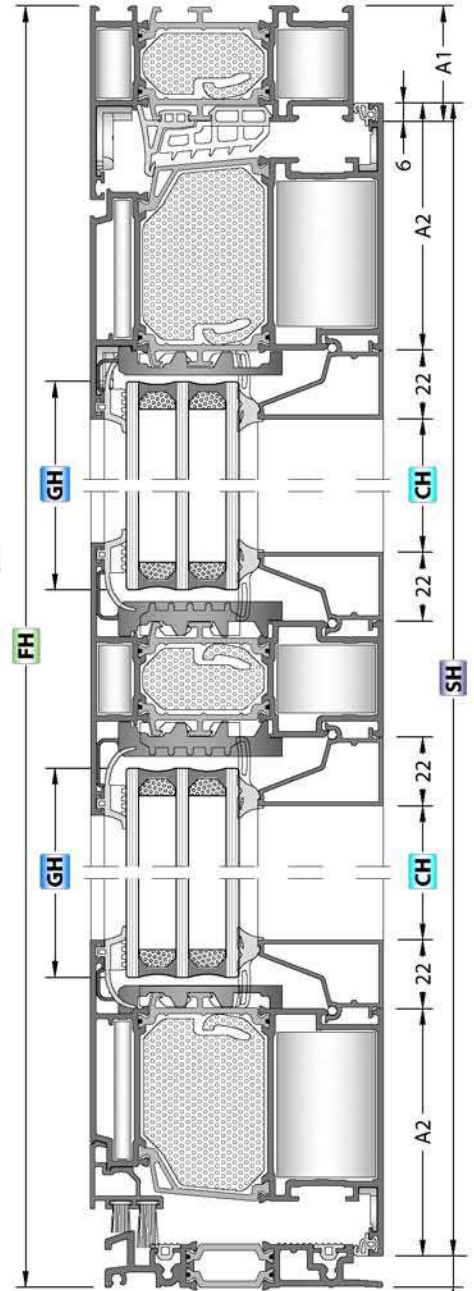
Code / Kod	Mech. Cor. Joint Mekanik Köşe Bağlantı	Quantity Miktar
TJ70T-902-22.4		2 Set / Takım
TJ70T-903-22.4		2 Set / Takım
TJ70T-905-21.4		2 Set / Takım

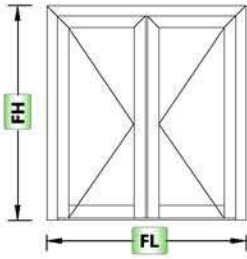
GASKETS / FITİLLER

Code Kod	Quantity Miktar	Picture Resim
EM1-2X	4SL + 2SH	
EM2-11	4SL + 2SH	
EM3-03	2SL + 2SH	
EM84-01A	1FL + 2FH	
EM84-01B		
O.RING-3mm	4CL + 4CH	
EM84-410	2EL	
PB-7-1000	DL	
PB-7-1500	DL	
EM84-11	2CL	
EM84-12	2CL + 4CH	

ACCESSORY / AKSESUAR

Code Kod	Quantity Miktar	Picture Resim
EM84-C01	2 Pcs / Adet	
EM84T-G01	2 Pcs / Adet	
EM84T-G02	8 Pcs / Adet	
EM70T-406	1 Set / Takım	





GLASS / CAM

Code Kod	Drawing Çizim	Quantity Miktar	Dimensions (mm) Boyutlar
Glass Cam		2 Pcs / Adet	GL = SL - (A2+A2) - 20 GH = SH - (A2+A3) - 20

PROFILES / PROFİLLER

Code Kod	Drawing Çizim	Cut Kesim	Quantity Miktar	Dimensions (mm) Boyutlar	Mechanical Treatment Mekanik İşlem
84TH-102-18			1 Pcs / Adet	FL	-
			1 Pcs / Adet	FH	
			1 Pcs / Adet	FH	
84TH-217-18			2 Pcs / Adet	$SL = \frac{FL - (A1+A1) + 7}{2}$	-
			2 Pcs / Adet	SH = FH - A1 - 6	
			2 Pcs / Adet	SH = FH - A1 - 6	
84TH-501-18			1 Pcs / Adet	AH = SH - 38	-
84TH-411-18			1 Pcs / Adet	ML = SL - (A2+A2)	✓
08-XXX-XX			4 Pcs / Adet	CL = SL - (A2+A2)	-
			4 Pcs / Adet	CH = SH - (A2+A3+22+22)	-
07-211-00			2 Pcs / Adet	SL	-
20-101-00			1 Pcs / Adet	FL - (A1+A1)	-

PRESS CORNER JOINTS / PRES BAĞLANTI

Code / Kod	Press Corner Joints Pres Bağlantı	Quantity Miktar
CC-103-22.6		2 Pcs / Adet
CC-103-11.0		2 Pcs / Adet
CC-148-25.6		4 Pcs / Adet
CC-108-05.7		4 Pcs / Adet
EM70LS-21		2 Pcs / Adet
EM70LS-22		4 Pcs / Adet
EM70LS-23		4 Pcs / Adet

MECHANICAL COR. JOINT / MEKANİK KÖŞE BAĞ.

Code / Kod	Mech. Cor. Joint Mekanik Köşe Bağlantı	Quantity Miktar
KC-803-22.4		2 Pcs / Adet
CPA-103-11.0		2 Pcs / Adet
KC-810-25.4		4 Pcs / Adet
CPA-108-05.7		4 Pcs / Adet
EM70LS-21		2 Pcs / Adet
EM70LS-22		4 Pcs / Adet
EM70LS-23		4 Pcs / Adet

GASKETS / FİTİLLER

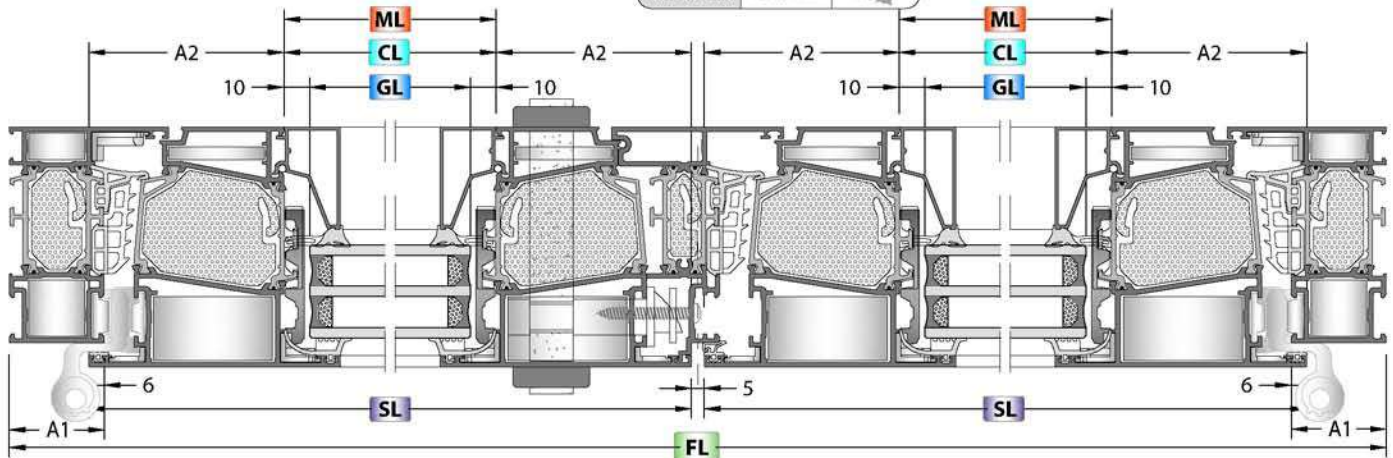
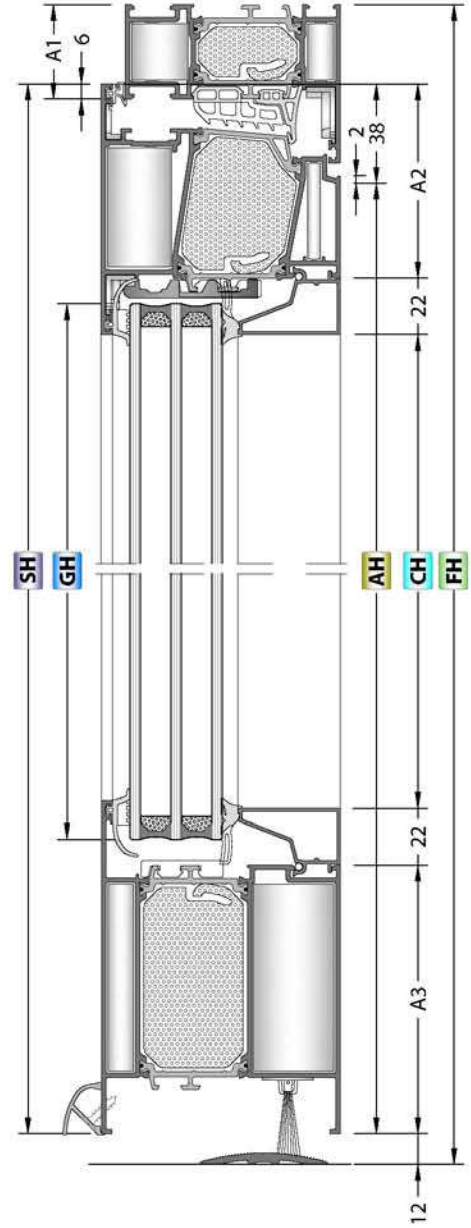
Code Kod	Quantity Miktar	Picture Resim
EM1-2X	4SL + 4SH	
EM2-11	4SL + 4SH	
EM3-09	2SL + 3SH	
EM84-01A	1FL + 2FH	
EM84-01B		
O.RING-3 mm	4CL + 4CH	
AKF-195 B	2SL	
EM84-12	4CL + 4CH	

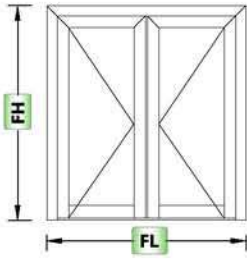
MONTAGE TO FRAME JUNCTION KASAYA ÇEKTİRME BAĞLANTI

Code / Kod	Mech. Cor. Joint Mekanik Köşe Bağlantı	Quantity Miktar
TJ70T-902-73.8		2 Set / Takım
TJ70T-903-73.8		2 Set / Takım
TJ70T-905-72.8		2 Set / Takım

ACCESSORY / AKSESUAR

Code Kod	Quantity Miktar	Picture Resim
EM84-C01	2 Pcs / Adet	
EM84T-G01	2 Pcs / Adet	
EM84T-G02	6 Pcs / Adet	
EM84T-501	1 Set / Takım	

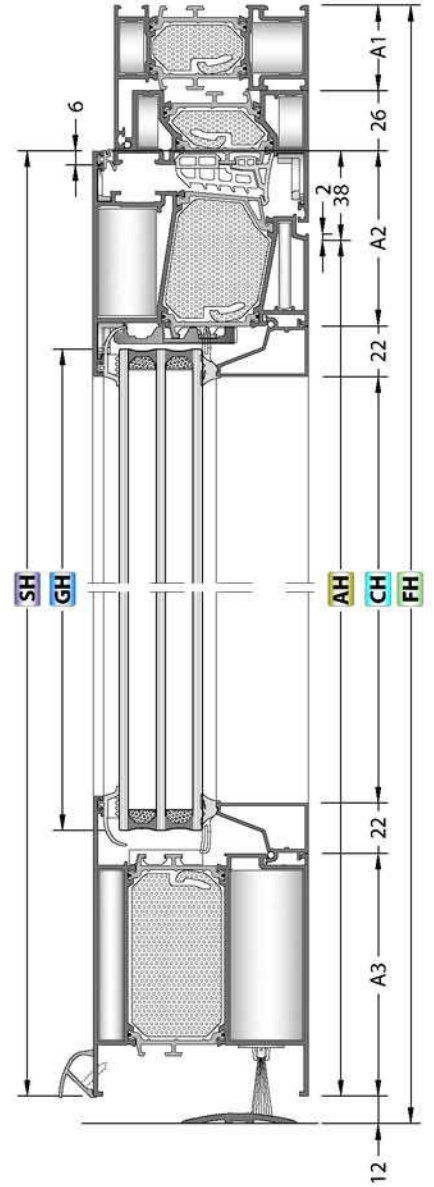




Code Kod	Drawing Çizim	Quantity Miktar	Dimensions (mm) Boyutlar
Glass Cam		2 Pcs / Adet	GL = SL - (A2+A2) - 20 GH = SH - (A2+A3) - 20

PROFILES / PROFİLLER

Code Kod	Drawing Çizim	Cut Kesim	Quantity Miktar	Dimensions (mm) Boyutlar	Mechanical Treatment Mekanik İşlem
84TH-102-18			1 Pcs / Adet	FL	-
			1 Pcs / Adet	FH	
			1 Pcs / Adet	FH	
84TH-502-18			1 Pcs / Adet	FL-2A1	-
			1 Pcs / Adet	FH-A1	
			1 Pcs / Adet	FH-A1	
84TH-217-18			2 Pcs / Adet	SL = (FL - (2A1) - 57) / 2	-
			2 Pcs / Adet	SH = FH - A1 - 38	
			2 Pcs / Adet	SH = FH - A1 - 38	
84TH-501-18			1 Pcs / Adet	AH = SH - 38	-
84TH-411-18			1 Pcs / Adet	ML = SL - (A2+A2)	✓
08-XXX-XX			4 Pcs / Adet	CL = SL - (2A2)	-
			4 Pcs / Adet	CH = SH - (A2+A3+44)	-
07-211-00			2 Pcs / Adet	SL	-
20-101-00			1 Pcs / Adet	FL - (A1+A1)	-



PRESS CORNER JOINTS / PRES BAĞLANTI

Code / Kod	Press Corner Joints Pres Bağlantı	Quantity Miktar
CC-103-22.6		2 Pcs / Adet
CC-103-11.0		4 Pcs / Adet
CC-103-09.2		2 Pcs / Adet
CC-148-25.6		4 Pcs / Adet
CC-108-05.7		4 Pcs / Adet
EM70LS-21		2 Pcs / Adet
EM70LS-22		4 Pcs / Adet
EM70LS-23		4 Pcs / Adet

MECHANICAL COR. JOINT / MEKANİK KÖŞE BAĞ.

Code / Kod	Mech. Cor. Joint Mekanik Köşe Bağlantı	Quantity Miktar
KC-803-22.4		2 Pcs / Adet
CPA-103-11.0		4 Pcs / Adet
CPA-103-09.2		2 Pcs / Adet
KC-810-25.4		4 Pcs / Adet
CPA-108-05.7		4 Pcs / Adet
EM70LS-21		2 Pcs / Adet
EM70LS-22		4 Pcs / Adet
EM70LS-23		4 Pcs / Adet

GASKETS / FİTİLLER

Code Kod	Quantity Miktar	Picture Resim
EM1-2X	4SL + 4SH	
EM2-11	4SL + 4SH	
EM3-09	2SL + 3SH	
EM84-01A	1FL + 2FH	
EM84-01B		
O.RING-3 mm	6SL + 7SH	
AKF-195 B	2SL	
EM84-12	4CL + 4CH	

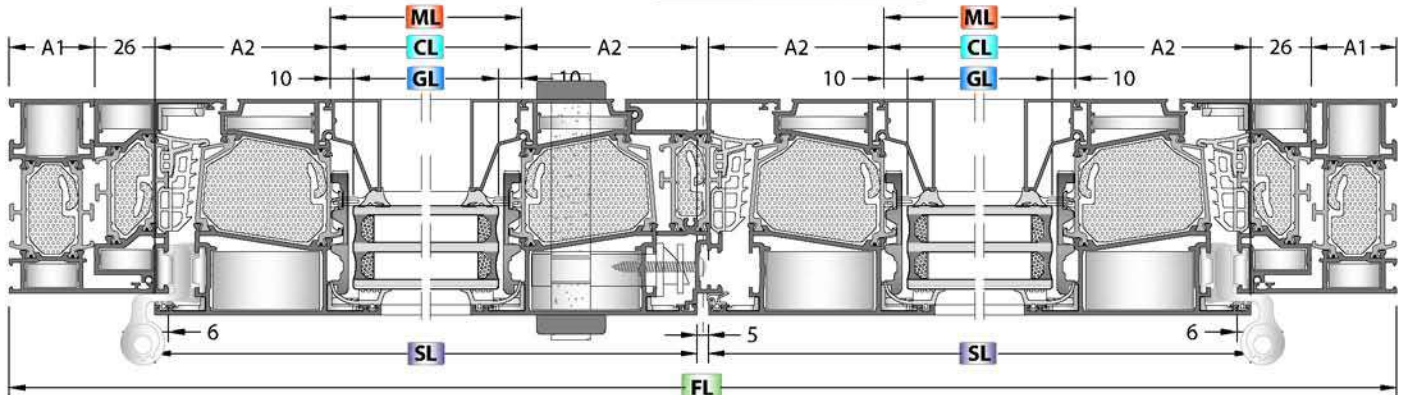
MONTAGE TO FRAMET JUNCTION

KASAYA ÇEKTİRME BAĞLANTI

Code / Kod	Mech. Cor. Joint Mekanik Köşe Bağlantı	Quantity Miktar
TJ70T-902-73.8		2 Set / Takım
TJ70T-903-73.8		2 Set / Takım
TJ70T-905-72.8		2 Set / Takım

ACCESSORY / AKSESUAR

Code Kod	Quantity Miktar	Picture Resim
EM84-C01	2 Pcs / Adet	
EM84T-G01	2 Pcs / Adet	
EM84T-G02	6 Pcs / Adet	
EM84T-501	1 Set / Takım	

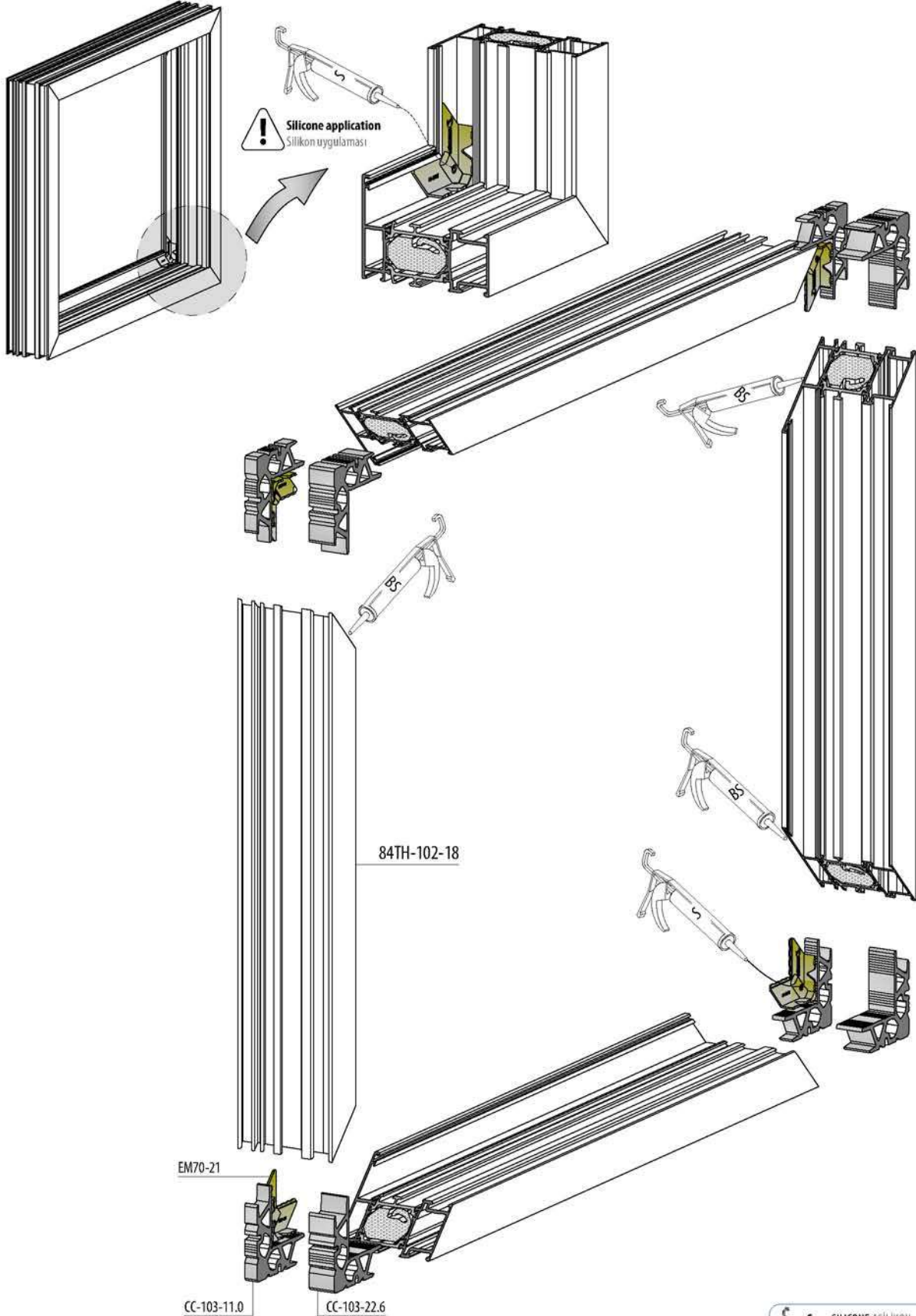


ASSEMBLY DETAILS
MONTAJ DETAYLARI

FRAME ASSEMBLY / KASA UYGULAMA

84T/TH-102-18

PRESS CORNER JOINT / PRES KÖŞE BAĞLANTI

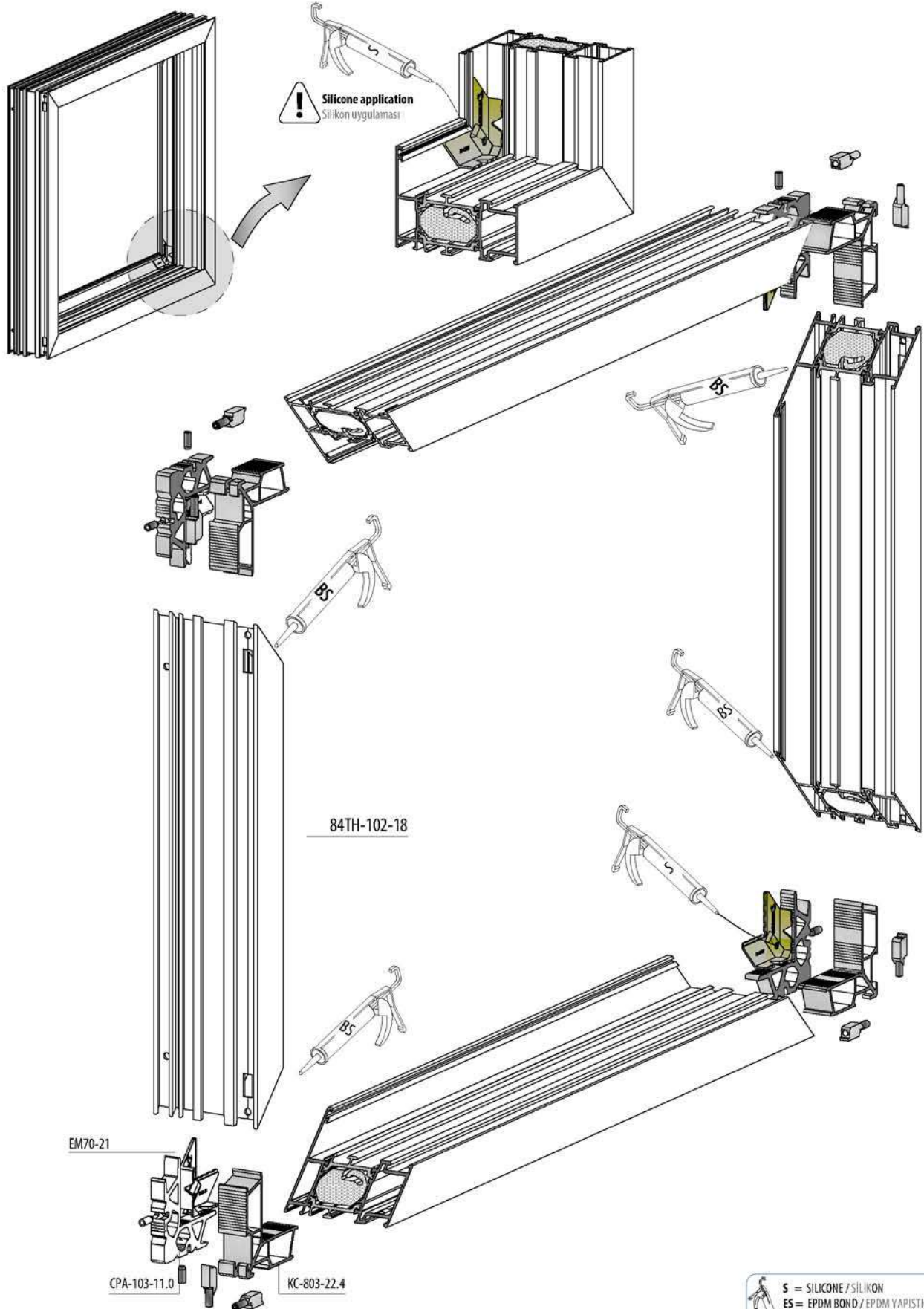


S = SILICONE / SİLİKON
ES = EPDM BOND / EPDM YAPIŞTICI
BS = BOND AND SEAL / YAPIŞTIRICI VE SIZDIRMAZ

FRAME ASSEMBLY / KASA UYGULAMA

84T/TH-102-18

MECHANICAL CORNER JOINT / MEKANİK KÖŞE BAĞLANTI

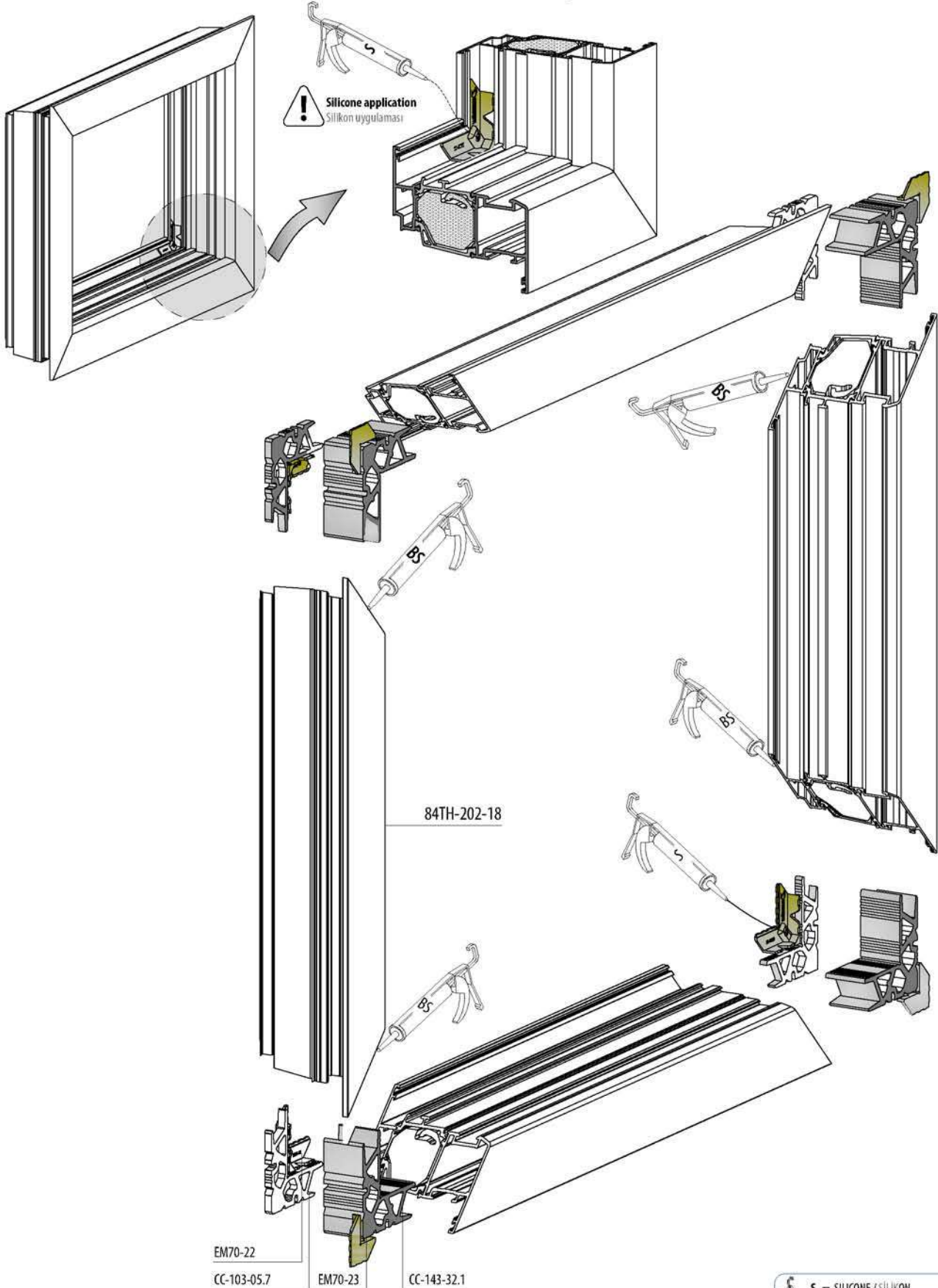


S = SILICONE / SİLİKON
ES = EPDM BOND / EPDM YAPIŞTICI
BS = BOND AND SEAL / YAPIŞTIRICI VE SIZDIRMAZ

FRAME ASSEMBLY / KASA UYGULAMA

84T/TH-202-18

PRESS CORNER JOINT / PRES KÖŞE BAĞLANTI



EM70-22

CC-103-05.7

EM70-23

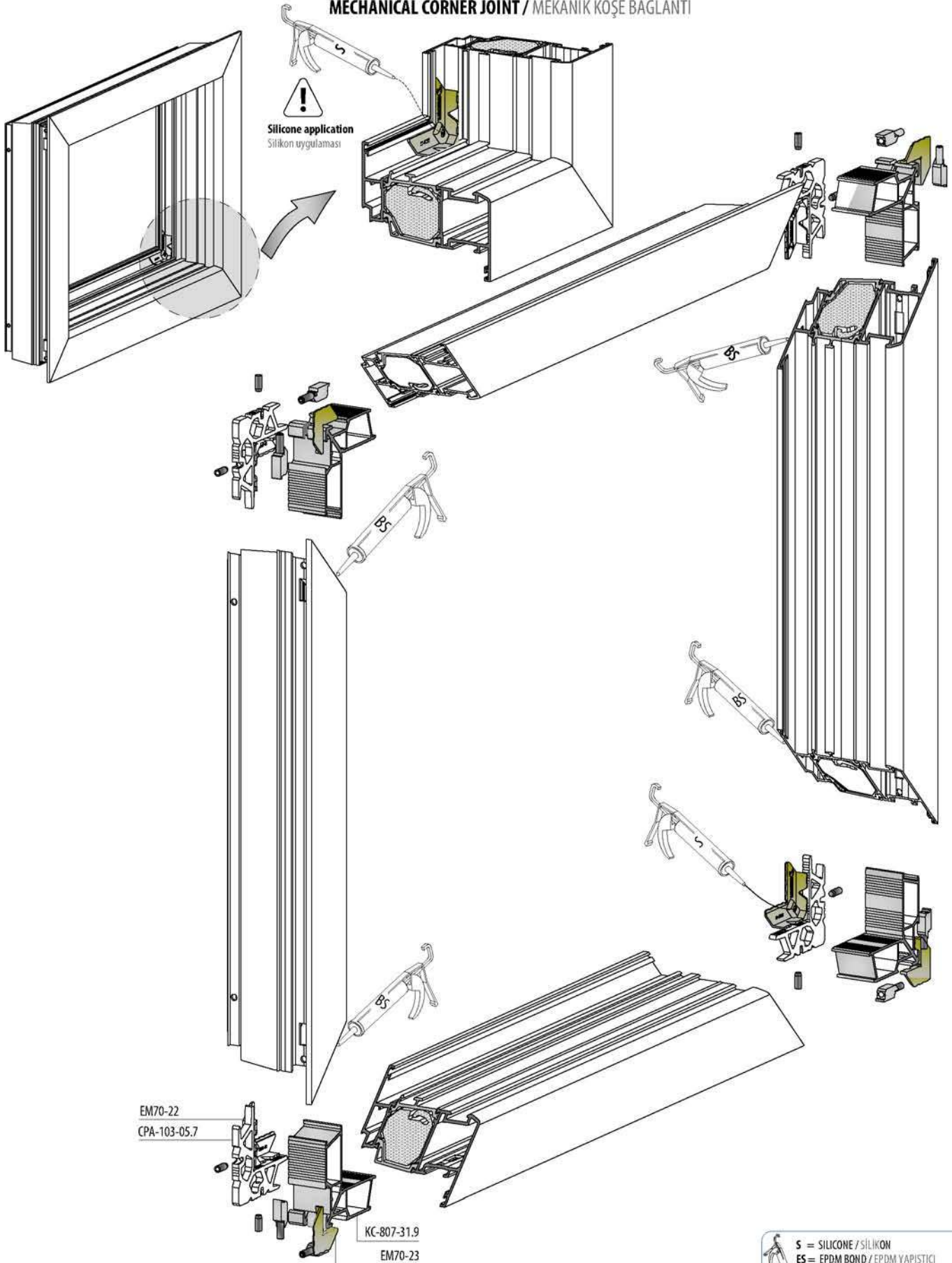
CC-143-32.1

S = SILICONE / SİLİKON
ES = EPDM BOND / EPDM YAPIŞTICI
BS = BOND AND SEAL / YAPIŞTIRICI VE SIZDIRMAZ

FRAME ASSEMBLY / KASA UYGULAMA

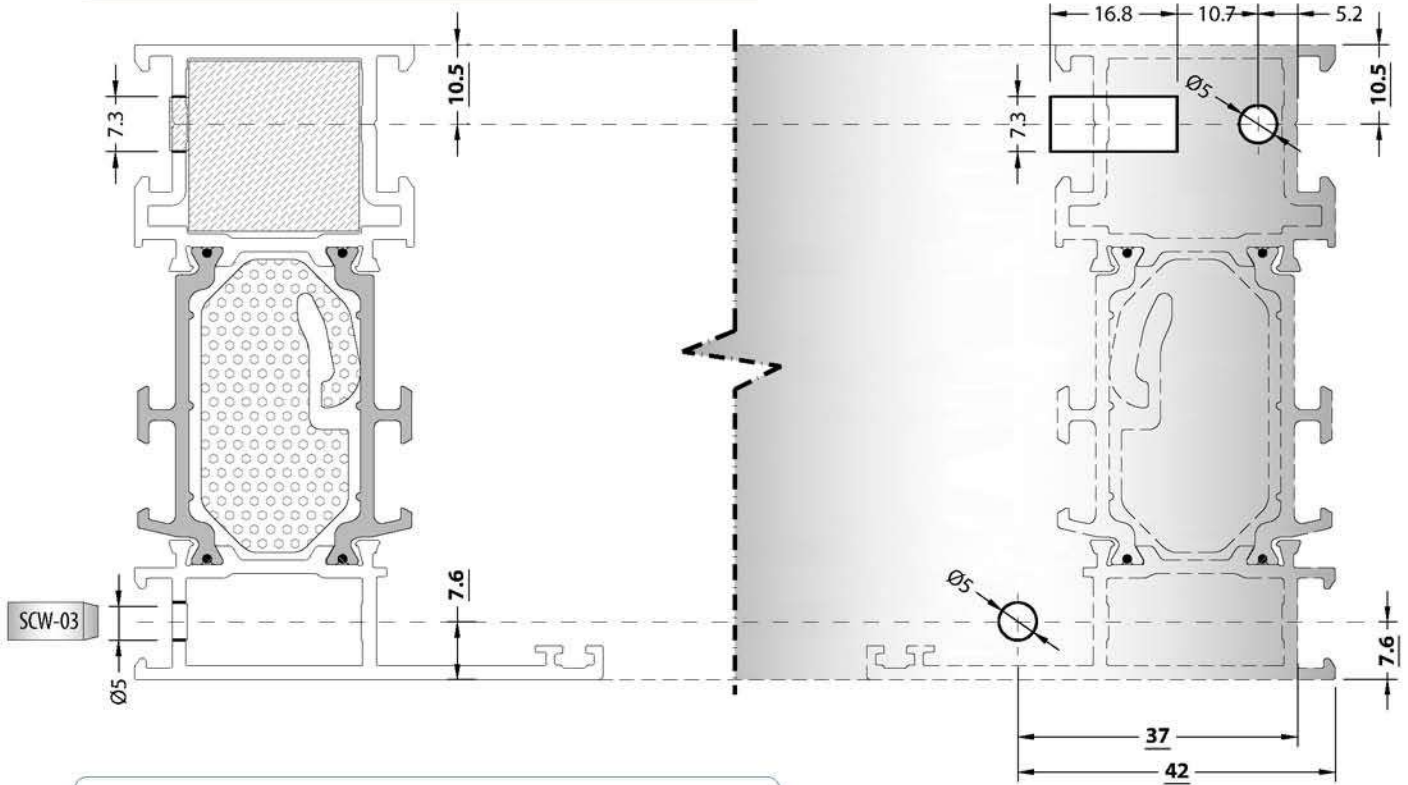
84T/TH-202-18

MECHANICAL CORNER JOINT / MEKANİK KÖŞE BAĞLANTI

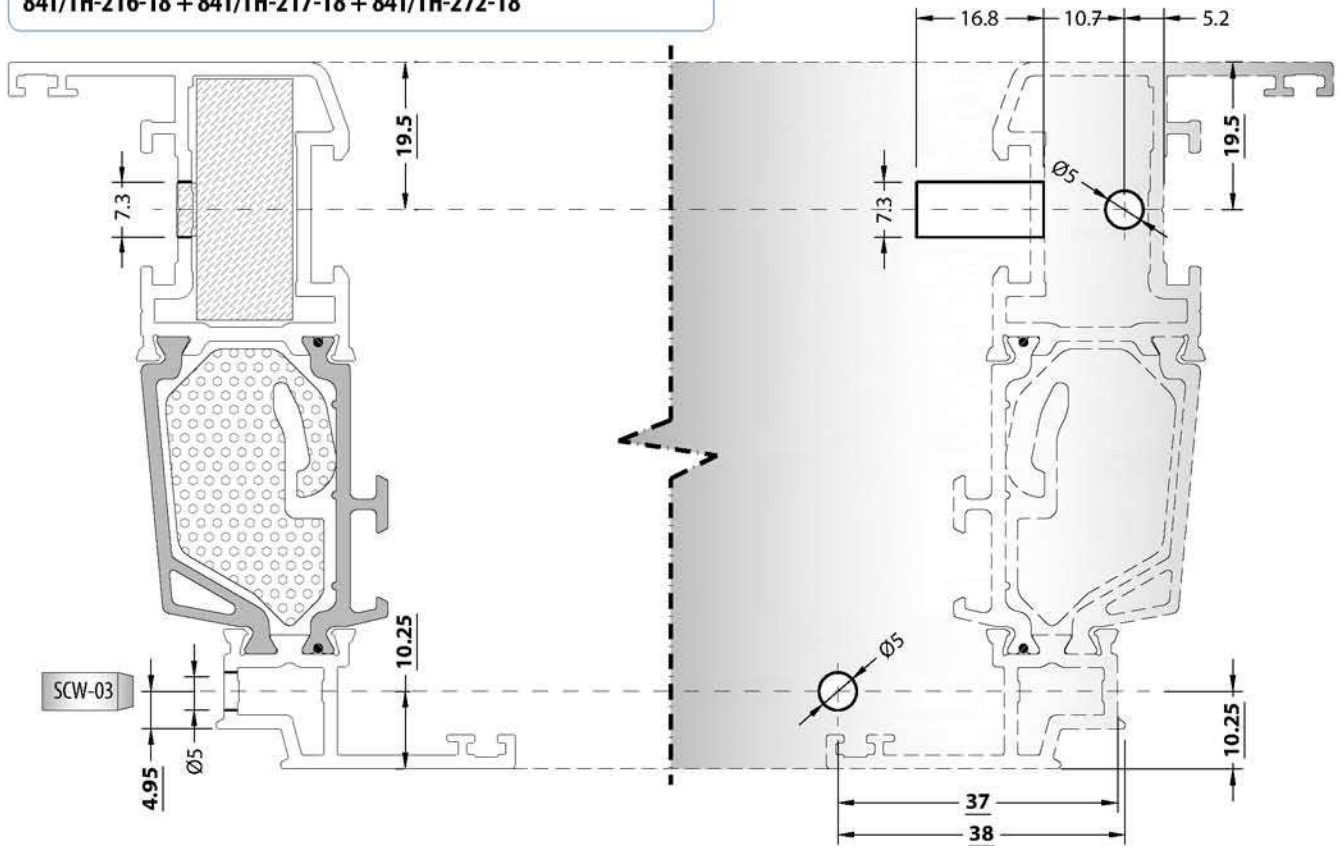


MECHANICAL CORNER JOINT HOLES DIEMENSION
MEKANİK KÖŞE BAĞLANTI DELİK ÖLÇÜLERİ

84T/TH-102-18 + 84T/TH-112-18 + 84T/TH-103-18 + 84T/TH-507-18

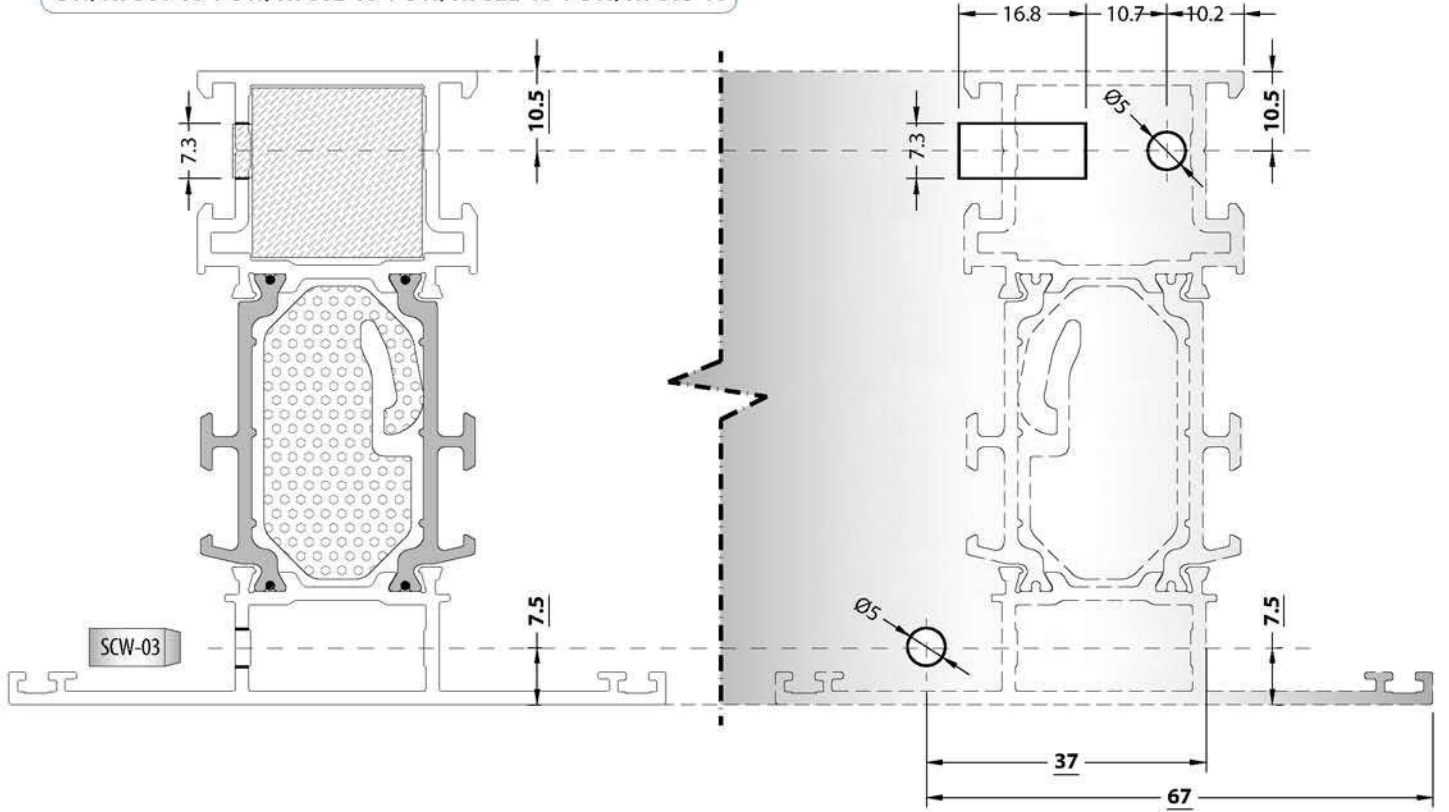


84T/TH-201-18 + 84T/TH-211-18 + 84T/TH-202-18 + 84T/TH-212-18
84T/TH-216-18 + 84T/TH-217-18 + 84T/TH-272-18



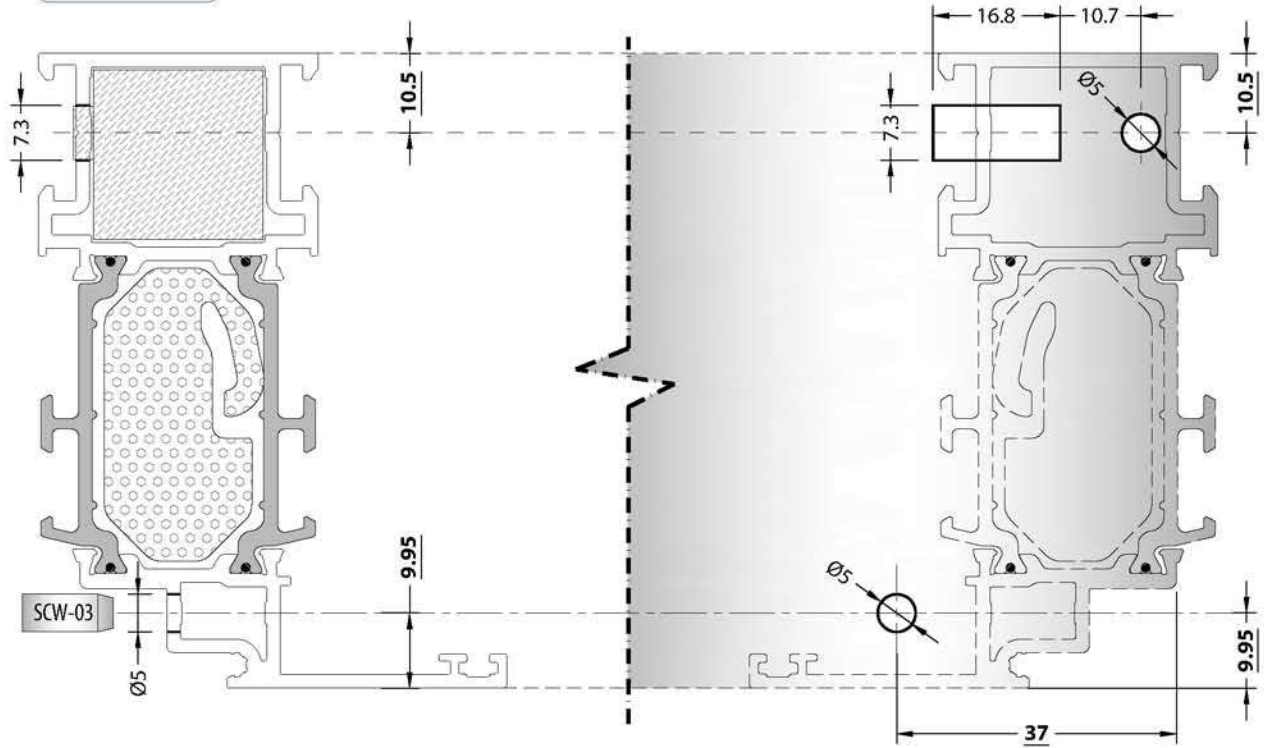
MECHANICAL CORNER JOINT HOLES DIEMENSION
MEKANİK KÖŞE BAĞLANTI DELİK ÖLÇÜLERİ

84T/TH-301-18 + 84T/TH-302-18 + 84T/TH-322-18 + 84T/TH-303-18

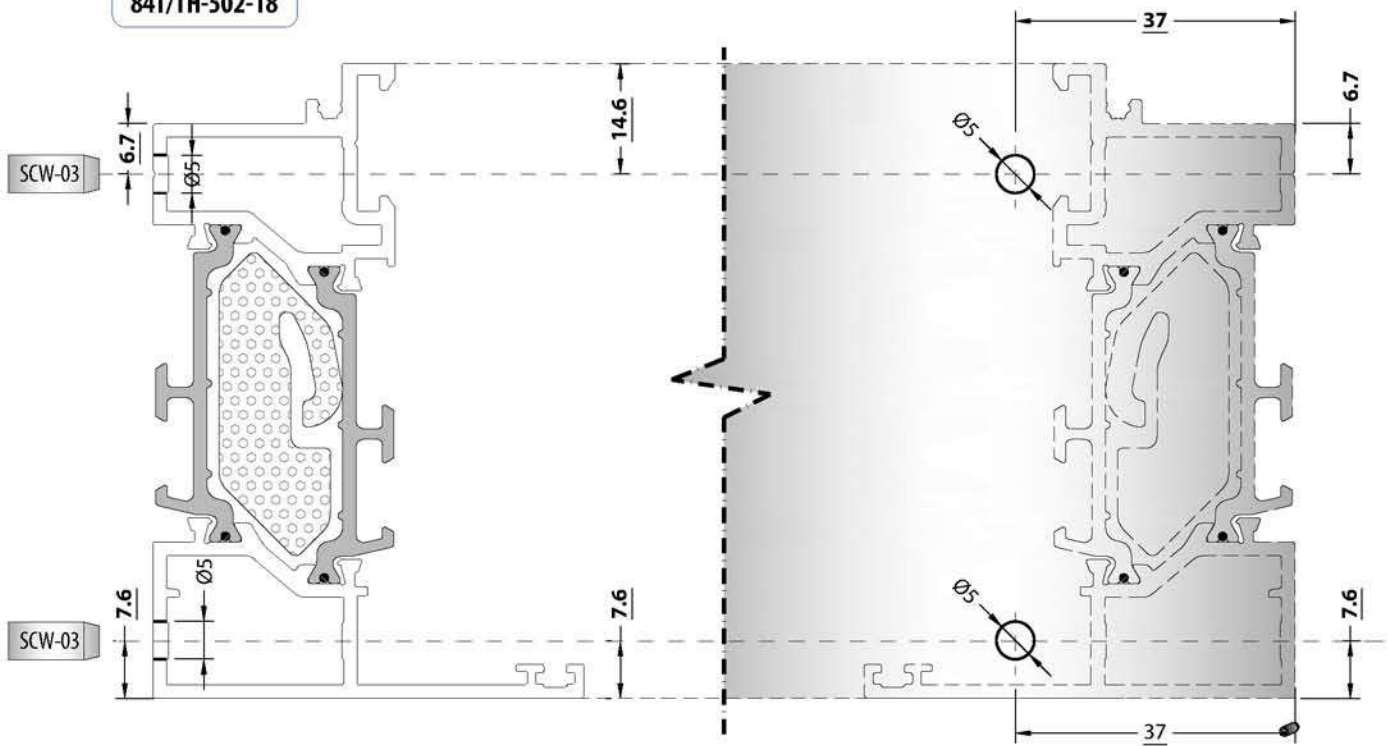


MECHANICAL CORNER JOINT HOLES DIEMENSION
MEKANİK KÖŞE BAĞLANTI DELİK ÖLÇÜLERİ

84T/TH-404-18

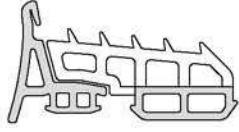


84T/TH-502-18

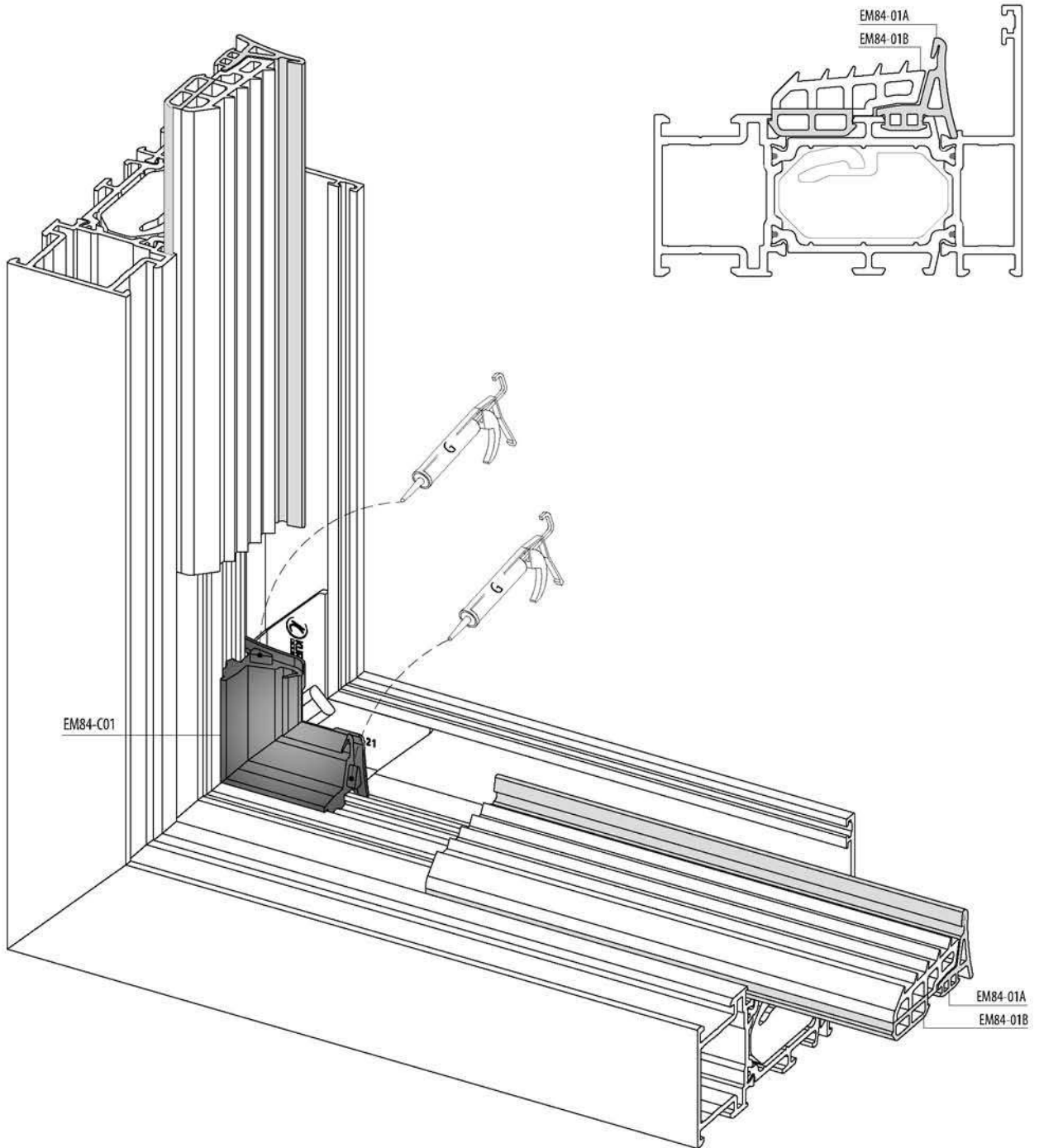



CENTRAL GASKET ENJECTION CORNER / TOZLUK FİTİLİ ENJEKSİYON KÖŞE

EM84-01A
EM84-01B
Central Gasket
Tozluk Fitili



EM84-C01
Enjection Corner
Enjeksiyon Köşe

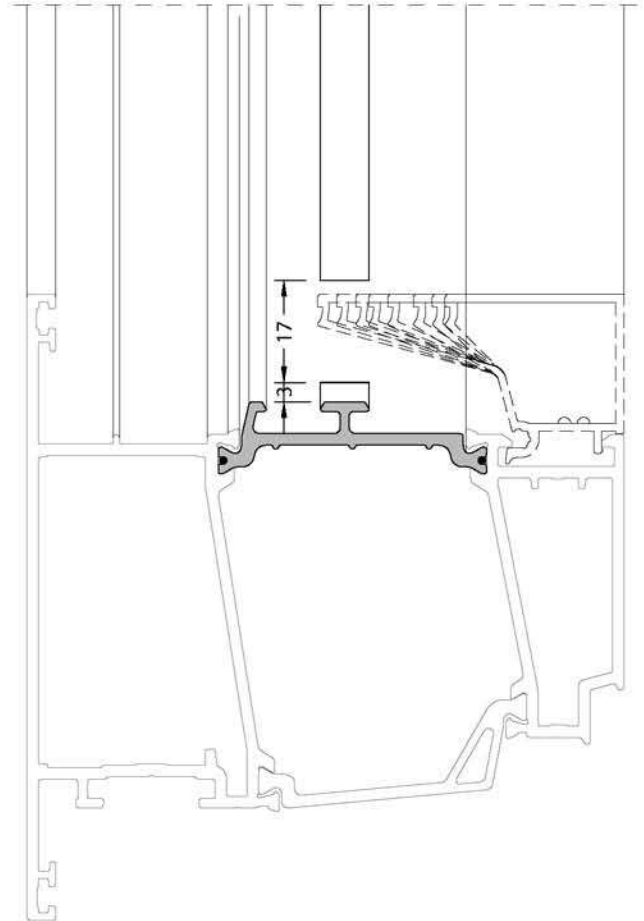
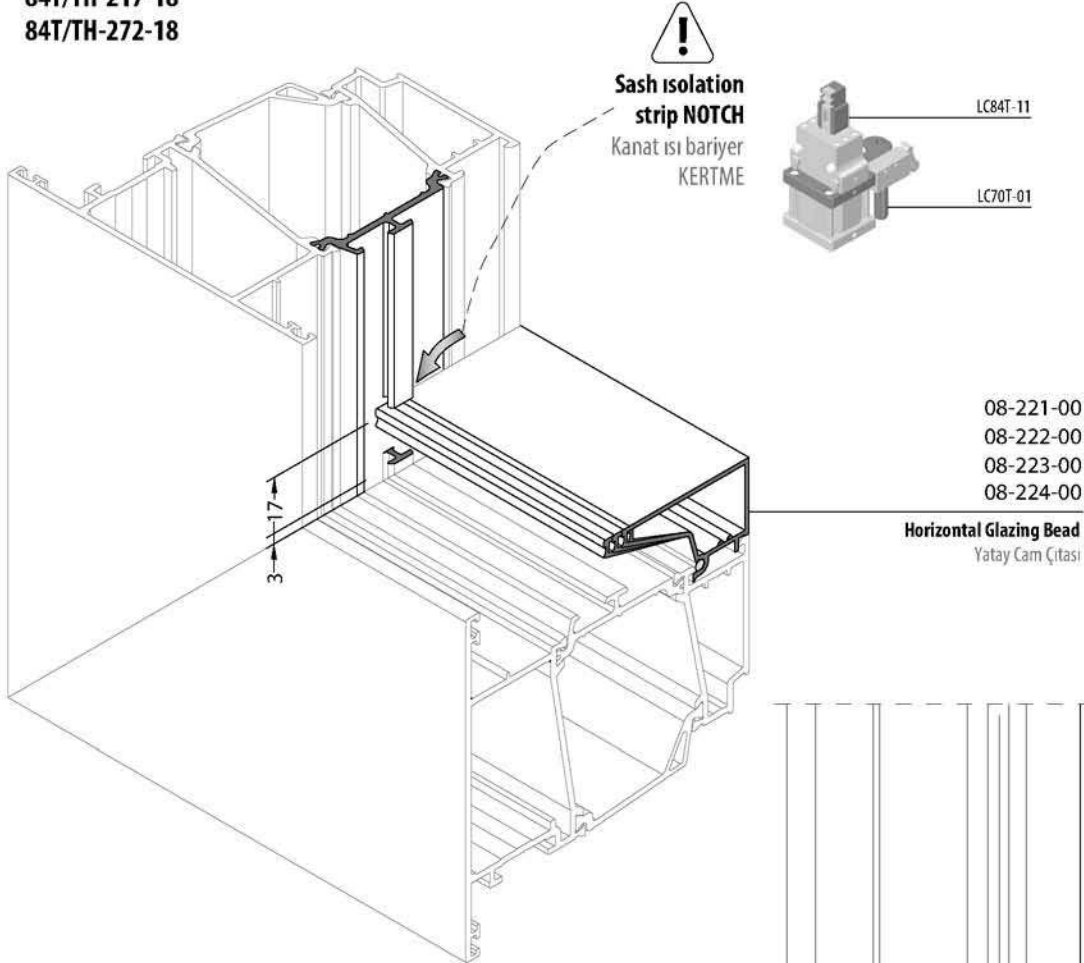


 G = EPDM GLUE
EPDM YAPIŞTIRICI

ISOLATION STRIP NOTCH / ISI BARIYER KERTME

OUTSIDE OPENING DÜZ SASHES / DIŞA AÇILIR DÜZ KANATLAR

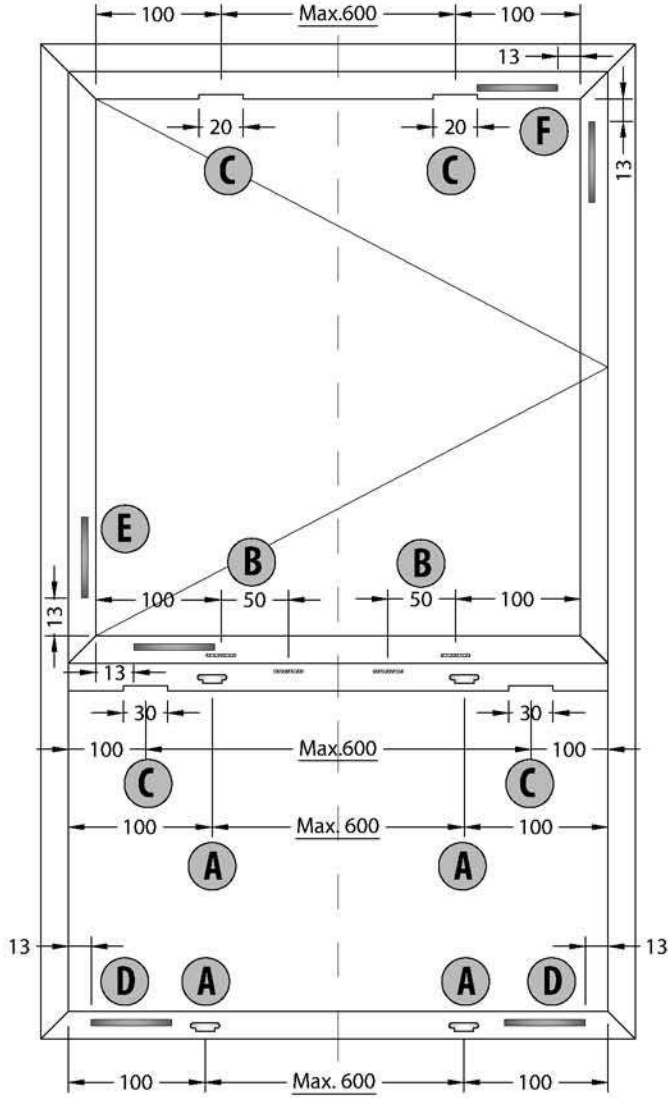
84T/TH-217-18
84T/TH-272-18



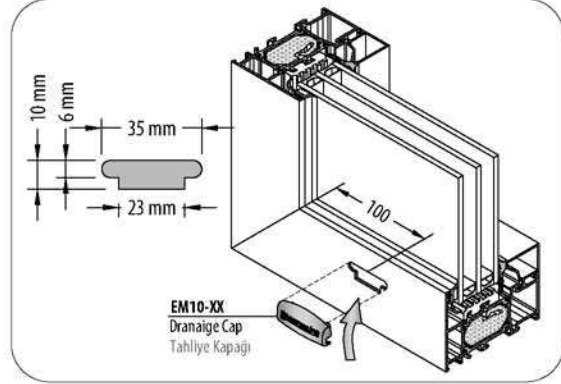
ISOLATION STRIP NOTCH / ISI BARIYER KERTME

GLAZING BEAD CAM ÇITASI	SASH KANAT	NOTCH KERTME
08-221-00	84T/TH-217-18 84T/TH-272-18	✓
08-222-00		✓
08-223-00		✓
08-224-00		✓

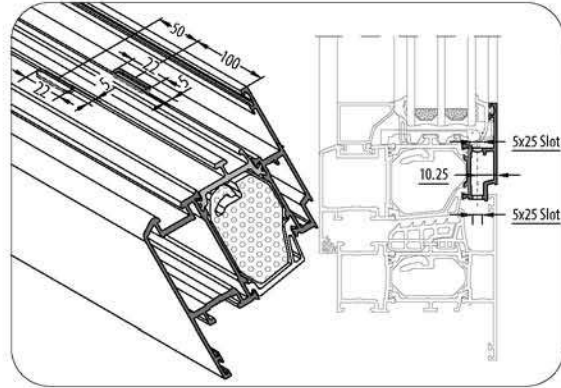
GENERAL DRANAIGE METHOD / GENEL TAHLİYE METODU



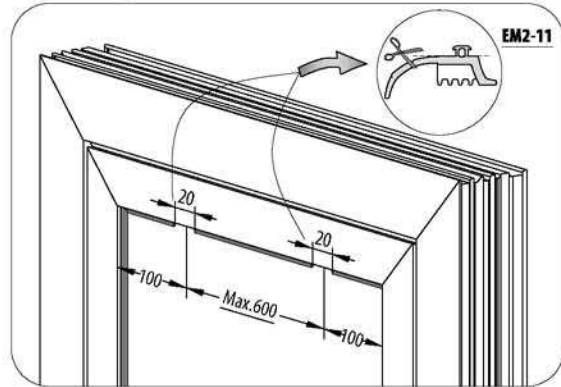
A FRAME WATER DRANAIGE / KASA TAHLİYE



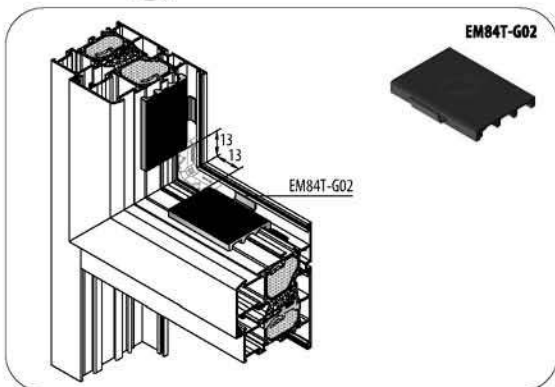
B SASH WATER DRANAIGE / KANAT TAHLİYE



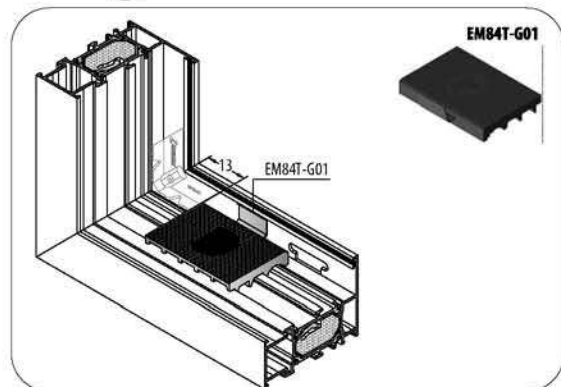
C PRESSURE EQUALIZER / BASINÇ DENGELEYİCİ



E SECTION / KESİTİ

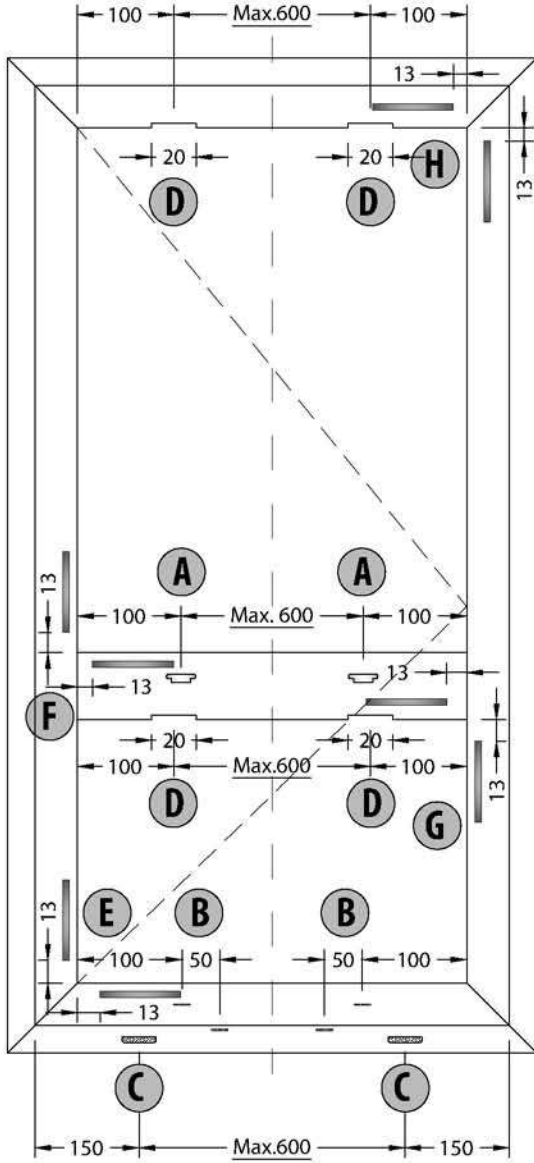


D SECTION / KESİTİ

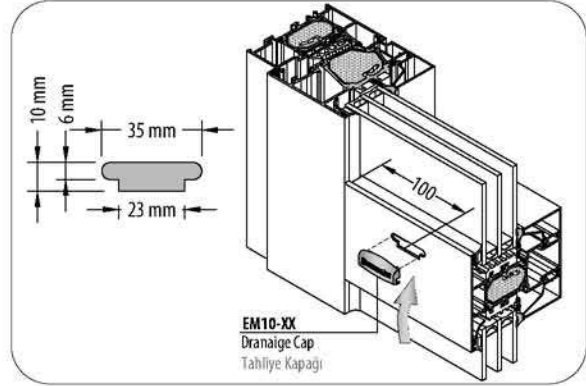


OUTWARD OPENING DOOR / DIŞA AÇILIR KAPI

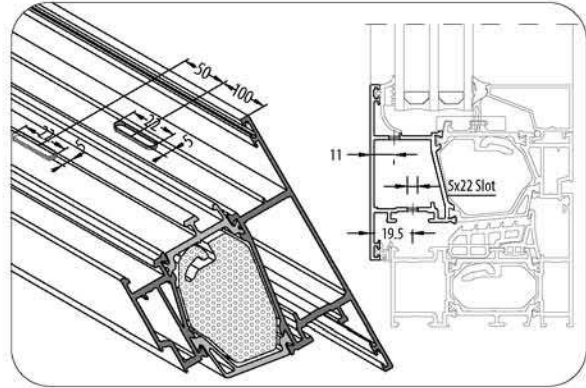
84T/TH-272-18



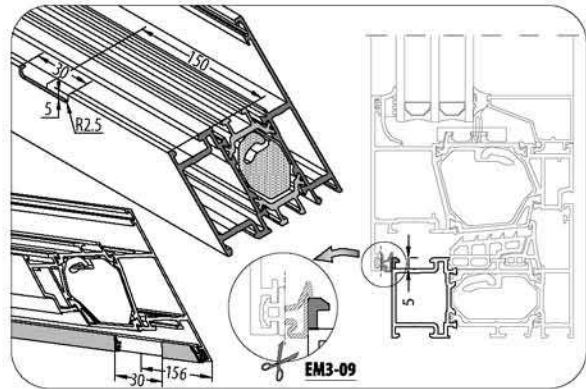
A FRAME WATER DRAINAIGE / KASA TAHLİYE



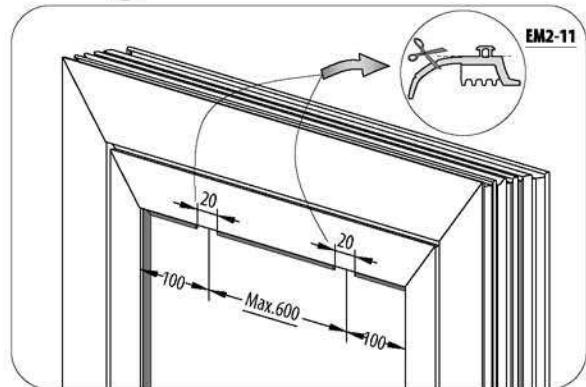
B SASH WATER DRAINAIGE / KANAT TAHLİYE



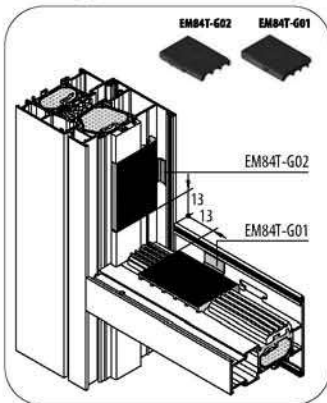
C FRAME WATER DRAINAIGE / KASA TAHLİYE



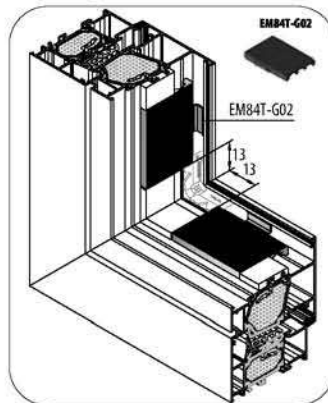
D PRESSURE EQUALIZER / BASINÇ DENGLEYİCİ



F SECTION / KESİTİ

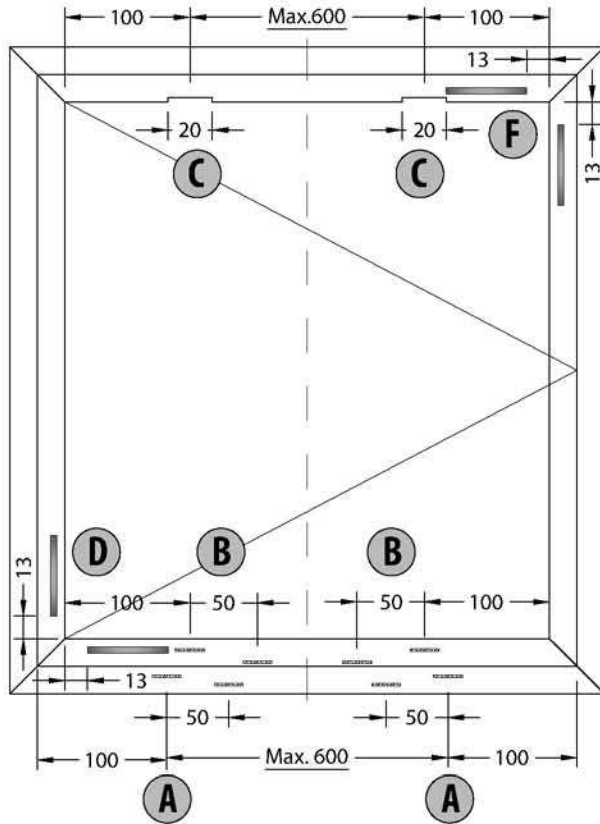


E SECTION / KESİTİ

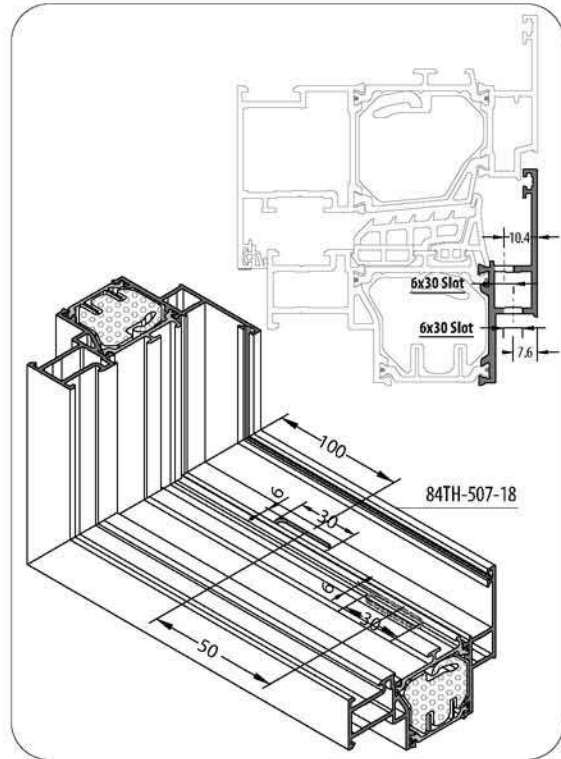


GENERAL DRANAIGE METHOD / GENEL TAHLİYE METODU

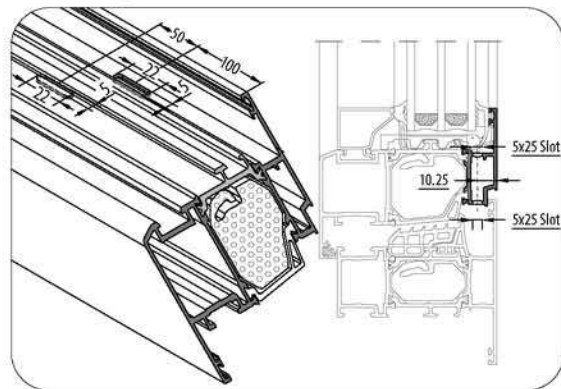
84T/TH-507-18



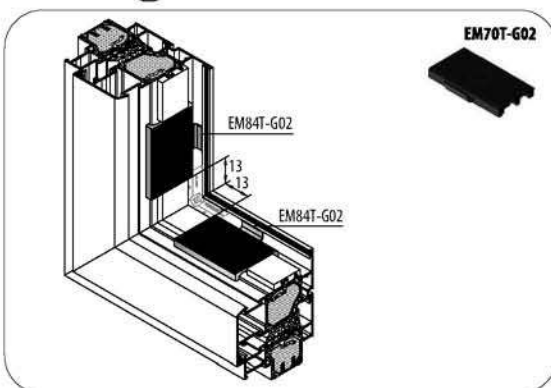
A FRAME WATER DRANAIGE / KASA TAHLİYE



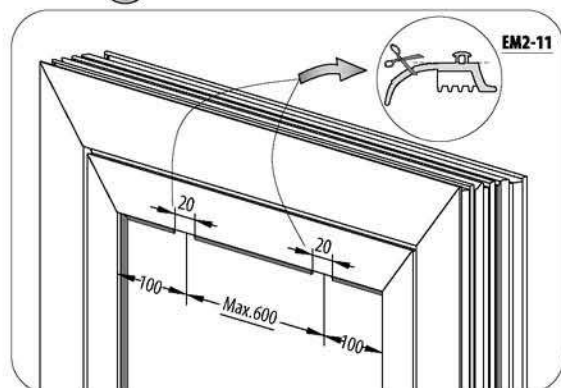
B SASH WATER DRANAIGE / KANAT TAHLİYE



D SECTION / KESİTİ



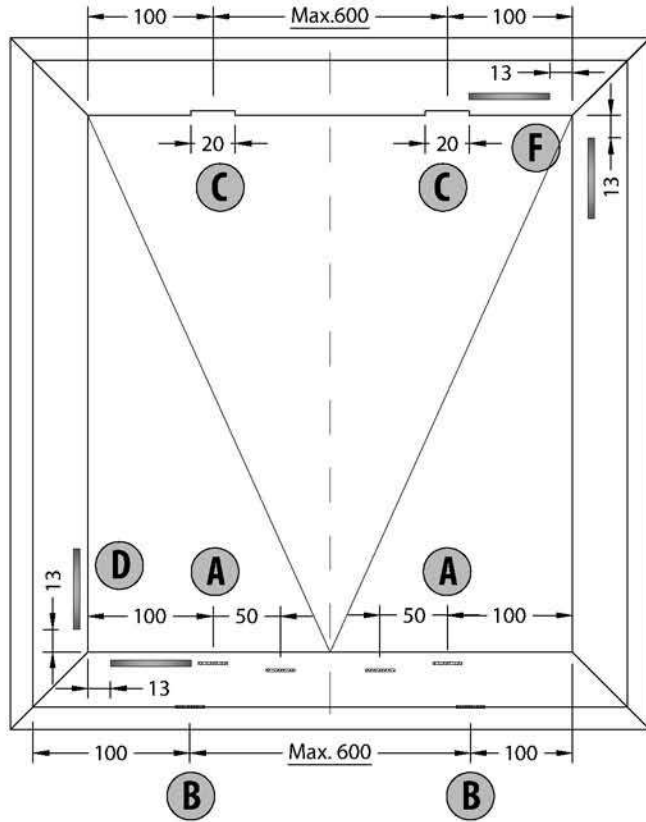
C PRESSURE EQUALIZER / BASINÇ DENGELİYİCİ



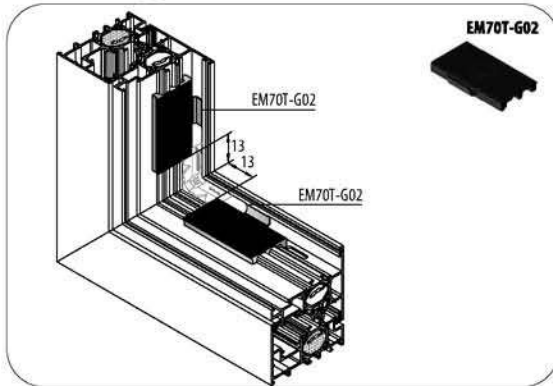
GENERAL DRAINAGE METHOD / GENEL TAHLİYE METODU

84T/TH-281-18

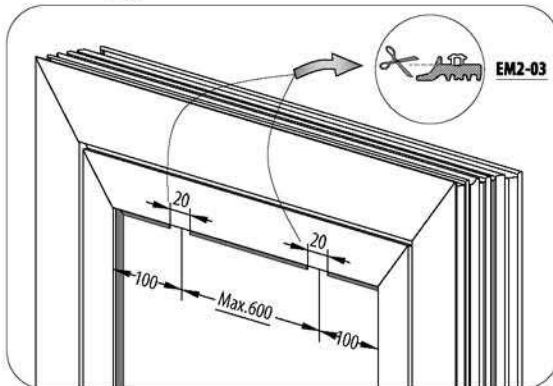
OUTWARD - 2 / DIŞA AÇILIM-2



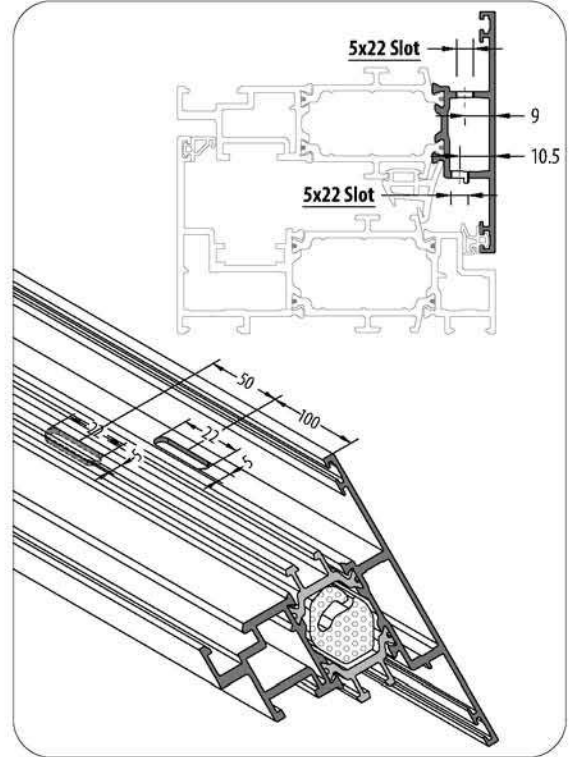
D SECTION / KESİTİ



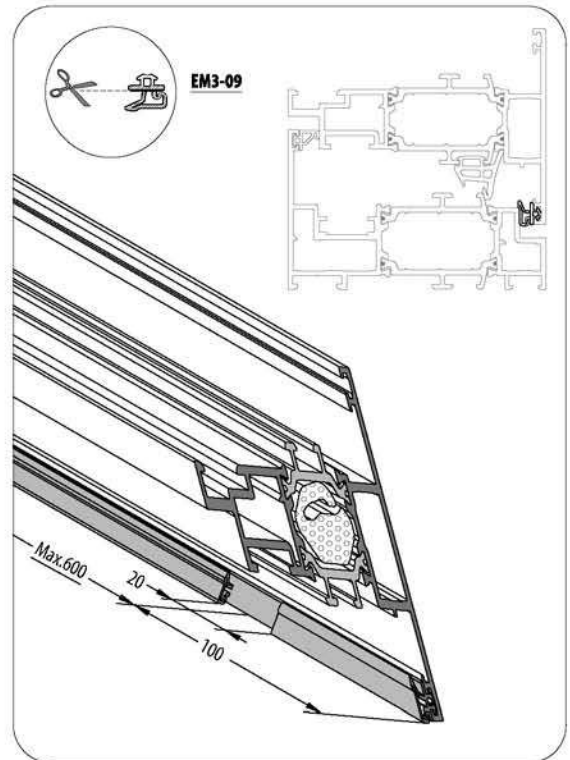
C PRESSURE EQUALIZER / BASINÇ DENGELEYİCİ



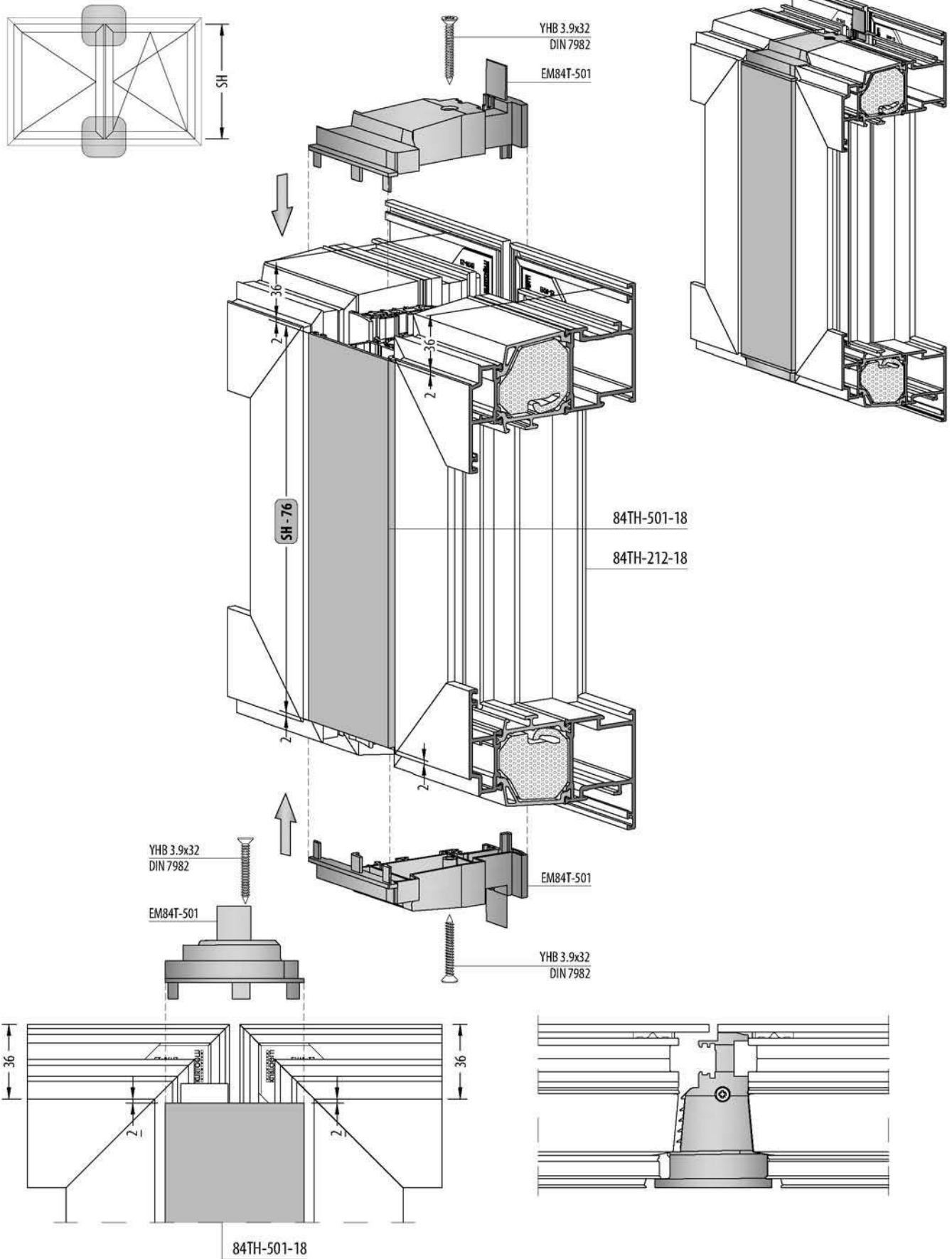
A FRAME WATER DRAINAGE / KASA TAHLİYE



B FRAME WATER DRAINAGE / KASA TAHLİYE



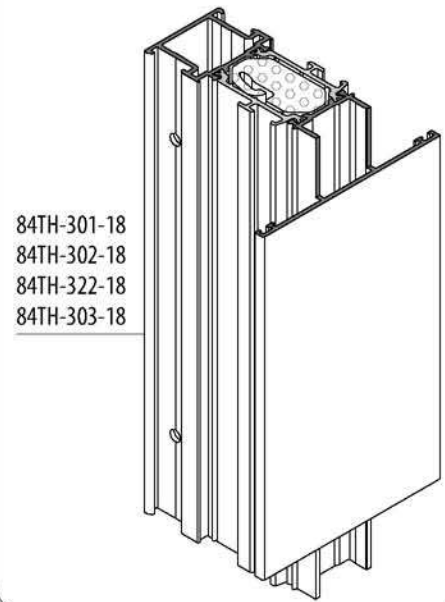
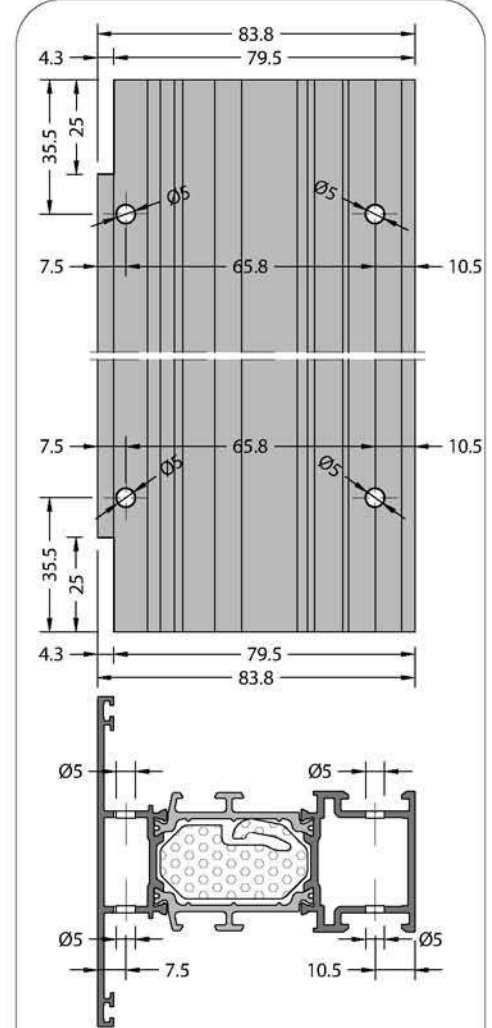
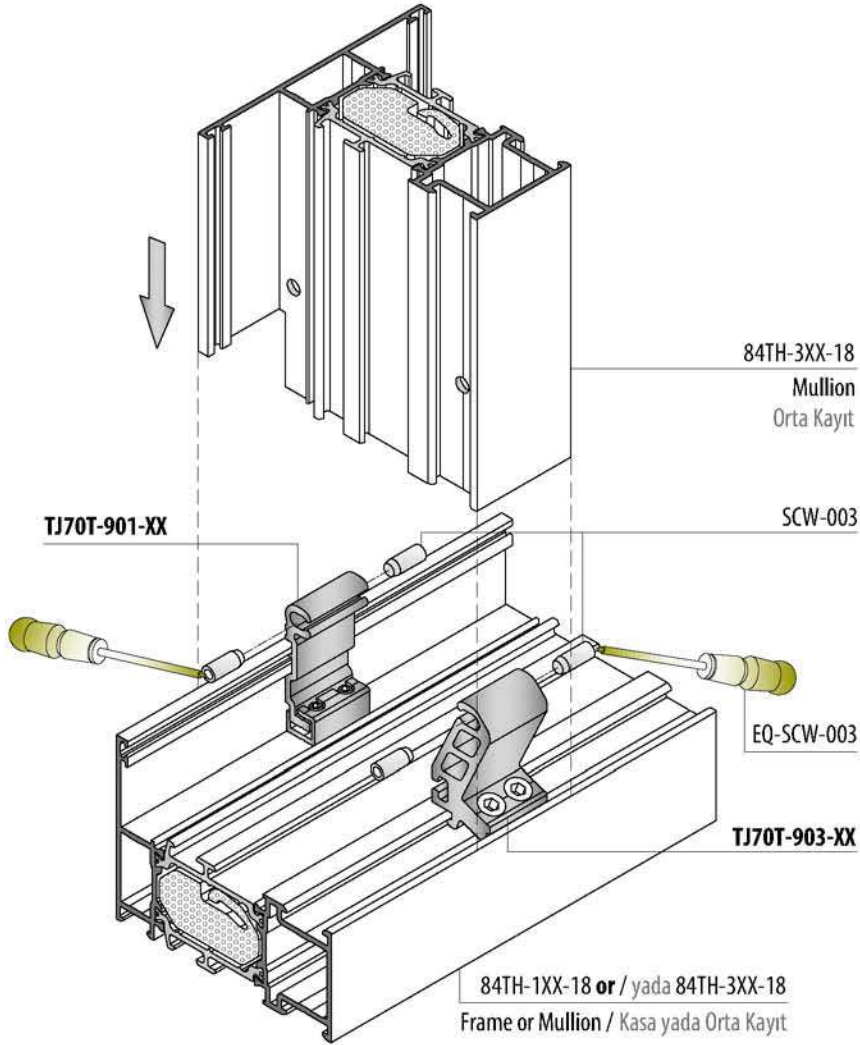
DOUBLE SASH ADAPTER CAP / ÇİFT KANAT ADAPTÖRÜ



MULLION PROFILE ASSEMBLY / ORTA KAYIT PROFİL MONTAJI

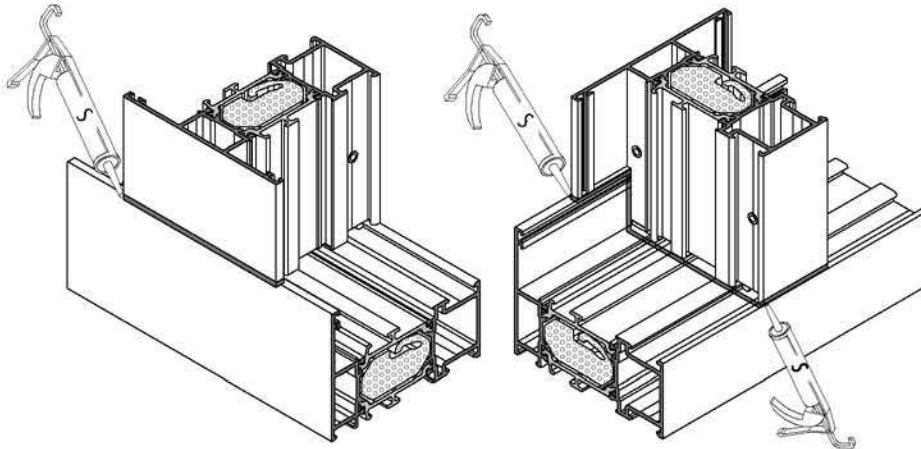
TO FRAME OR MULLION / KASAYA YADA ORTA KAYIDA

NOTCH / KERTME



Isolation Before Montage
Montaj Öncesi İzolasyon

Isolation After Montage
Montaj Sonrası İzolasyon



MULLION PROFILE ASSEMBLY / ORTA KAYIT PROFİL MONTAJI

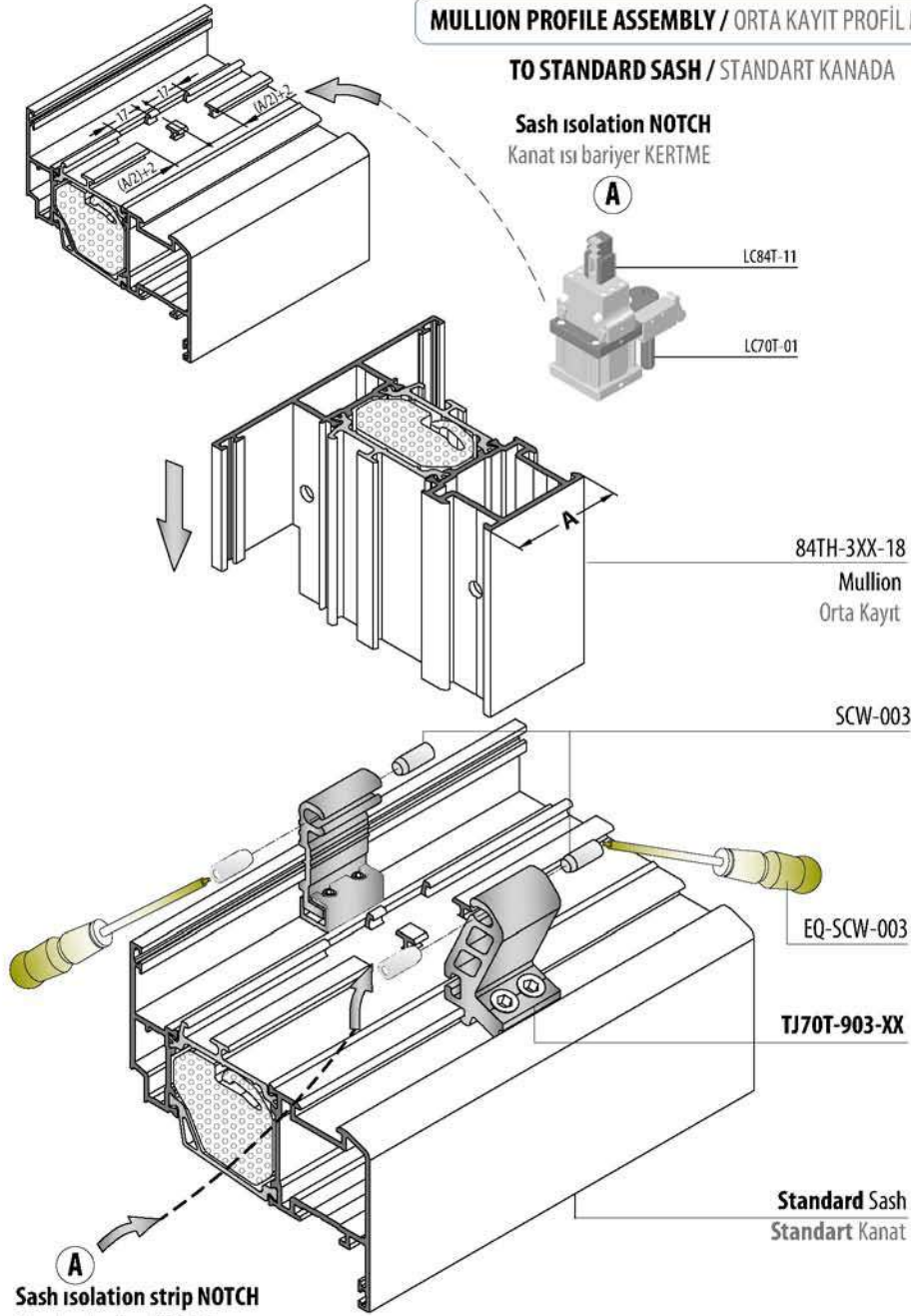
TO STANDARD SASH / STANDART KANADA

Sash isolation NOTCH
Kanat ısı bariyer KERTME

A

LC84T-11

LC70T-01



84TH-3XX-18
Mullion
Orta Kayıt

SCW-003

EQ-SCW-003

TJ70T-903-XX

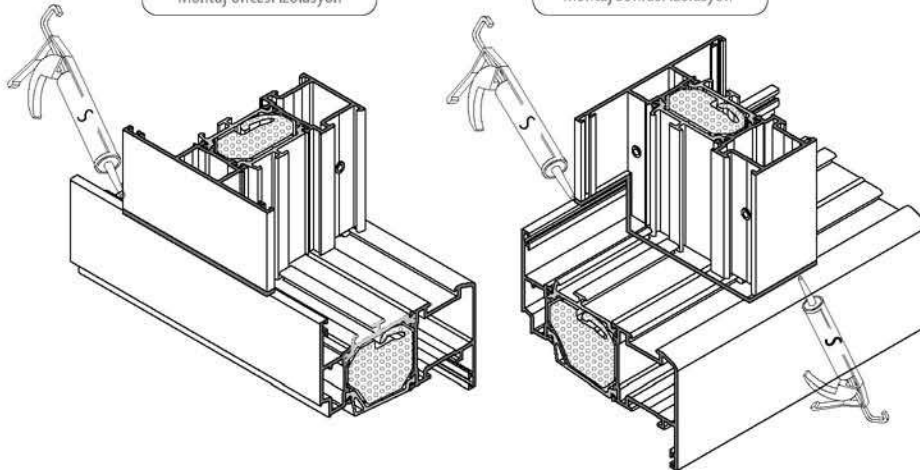
Standard Sash
Standart Kanada

Sash isolation strip NOTCH
Kanat ısı bariyer KERTME

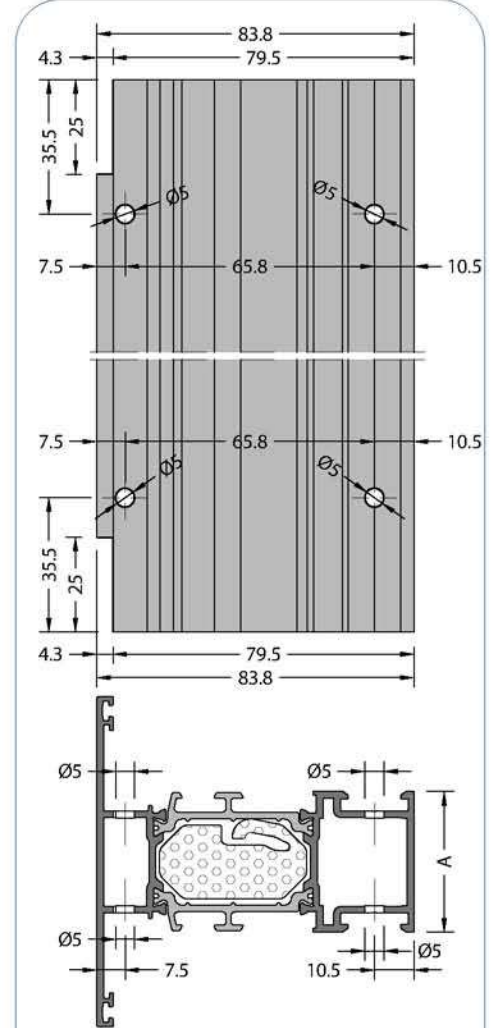
A

Isolation Before Montage
Montaj Öncesi İzolasyon

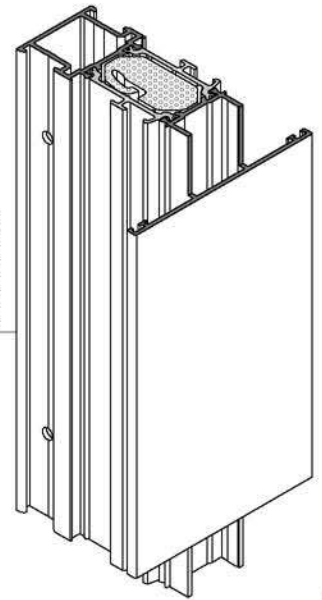
Isolation After Montage
Montaj Sonrası İzolasyon



NOTCH / KERTME



84TH-301-18
84TH-302-18
84TH-322-18
84TH-303-18



MULLION PROFILE ASSEMBLY / ORTA KAYIT PROFİL MONTAJI

TO INSIDE OPENING FLAT SASH / İÇE AÇILIR DÜZ KANADA

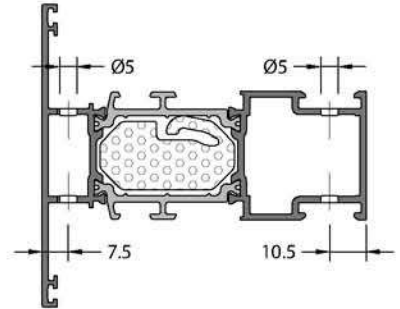
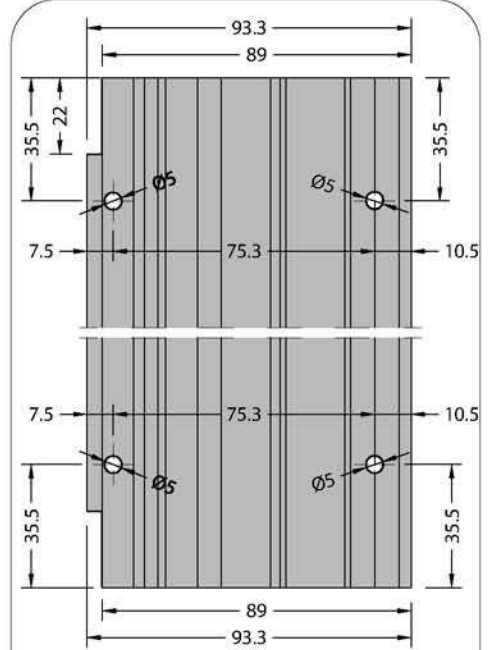
Sash isolation NOTCH
Kanat ısı bariyer KERTME

A

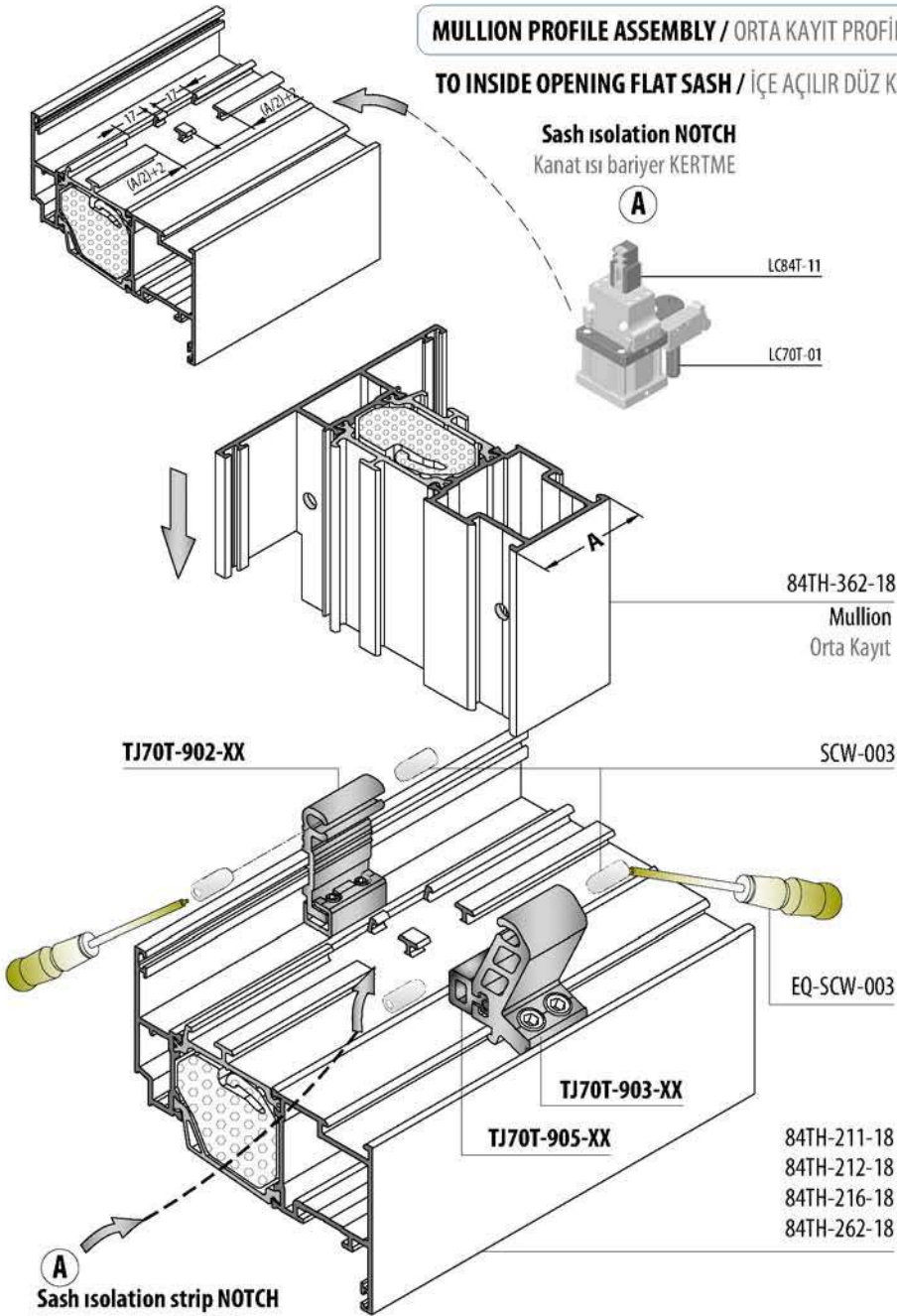
LC84T-11

LC70T-01

NOTCH / KERTME



84TH-362-18
Mullion
Orta Kayıt



TJ70T-902-XX

84TH-362-18
Mullion
Orta Kayıt

SCW-003

EQ-SCW-003

TJ70T-903-XX

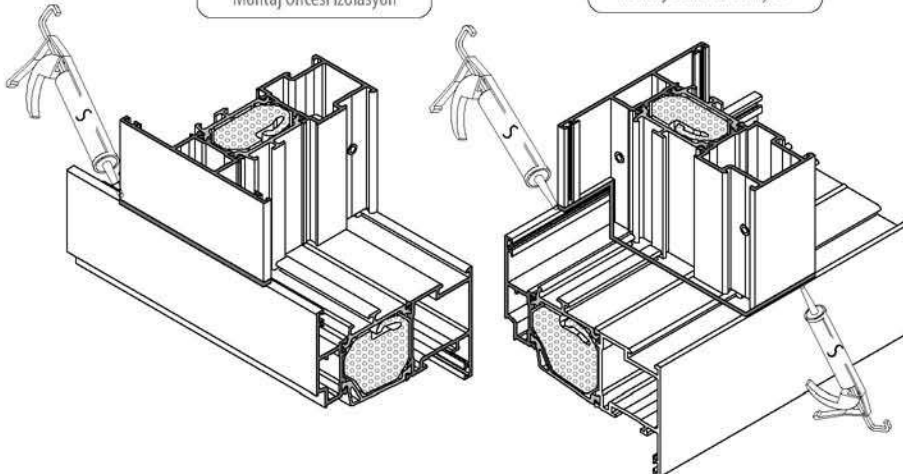
TJ70T-905-XX

84TH-211-18
84TH-212-18
84TH-216-18
84TH-262-18

A
Sash isolation strip NOTCH
Kanat ısı bariyer KERTME

Isolation Before Montage
Montaj Öncesi İzolasyon

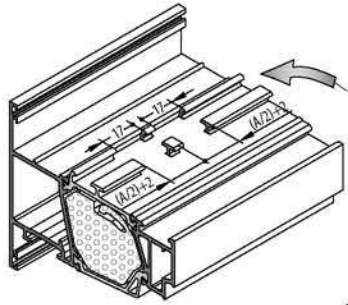
Isolation After Montage
Montaj Sonrası İzolasyon



MULLION PROFILE ASSEMBLY / ORTA KAYIT PROFİL MONTAJI

TO OUTSIDE OPENING FLAT SASH / DIŐA AÇILIR DÜZ KANADA

NOTCH / KERTME

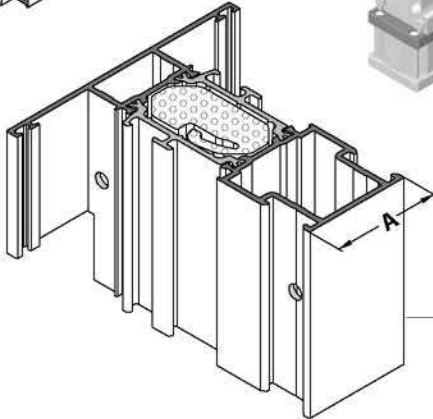


Sash isolation NOTCH
Kanat ısı bariyer KERTME

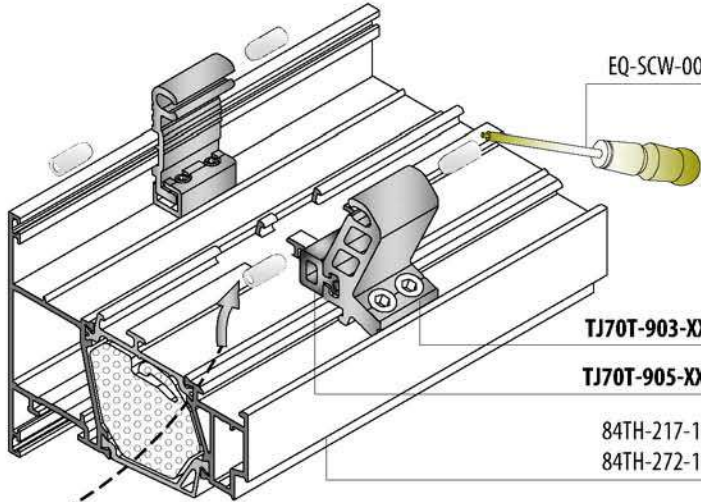
A

LC84T-11

LC70T-01



84TH-362-18
Mullion
Orta Kayıt



EQ-SCW-003

TJ70T-903-XX

TJ70T-905-XX

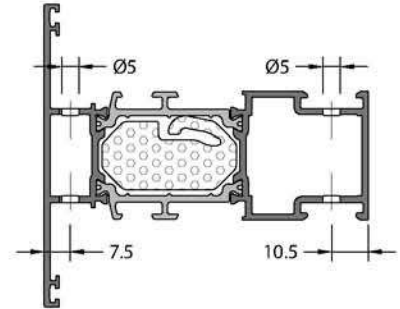
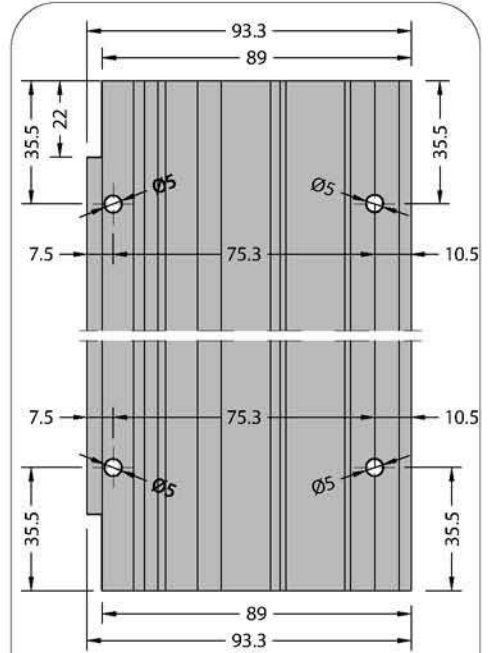
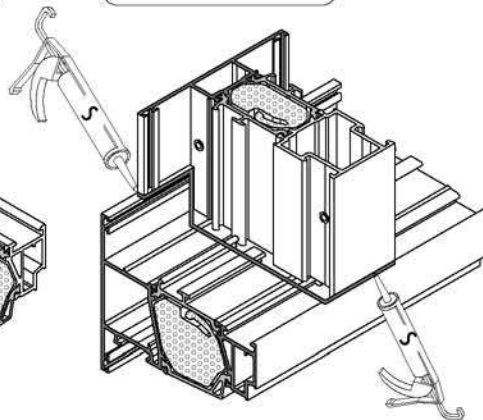
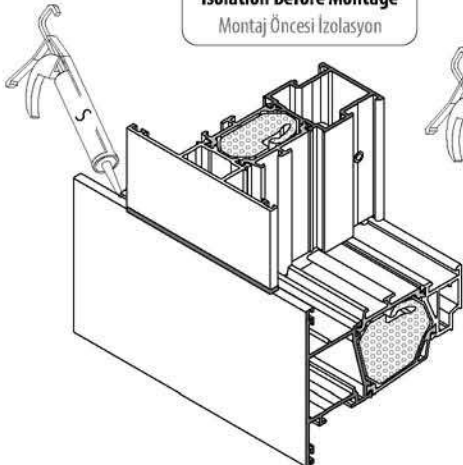
84TH-217-18

84TH-272-18

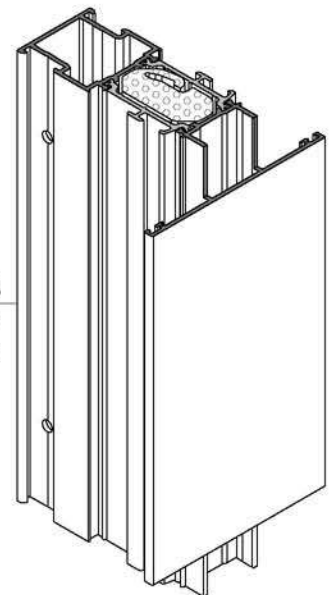
A
Sash isolation strip NOTCH
Kanat ısı bariyer KERTME

Isolation Before Montage
Montaj Öncesi İzolasyon

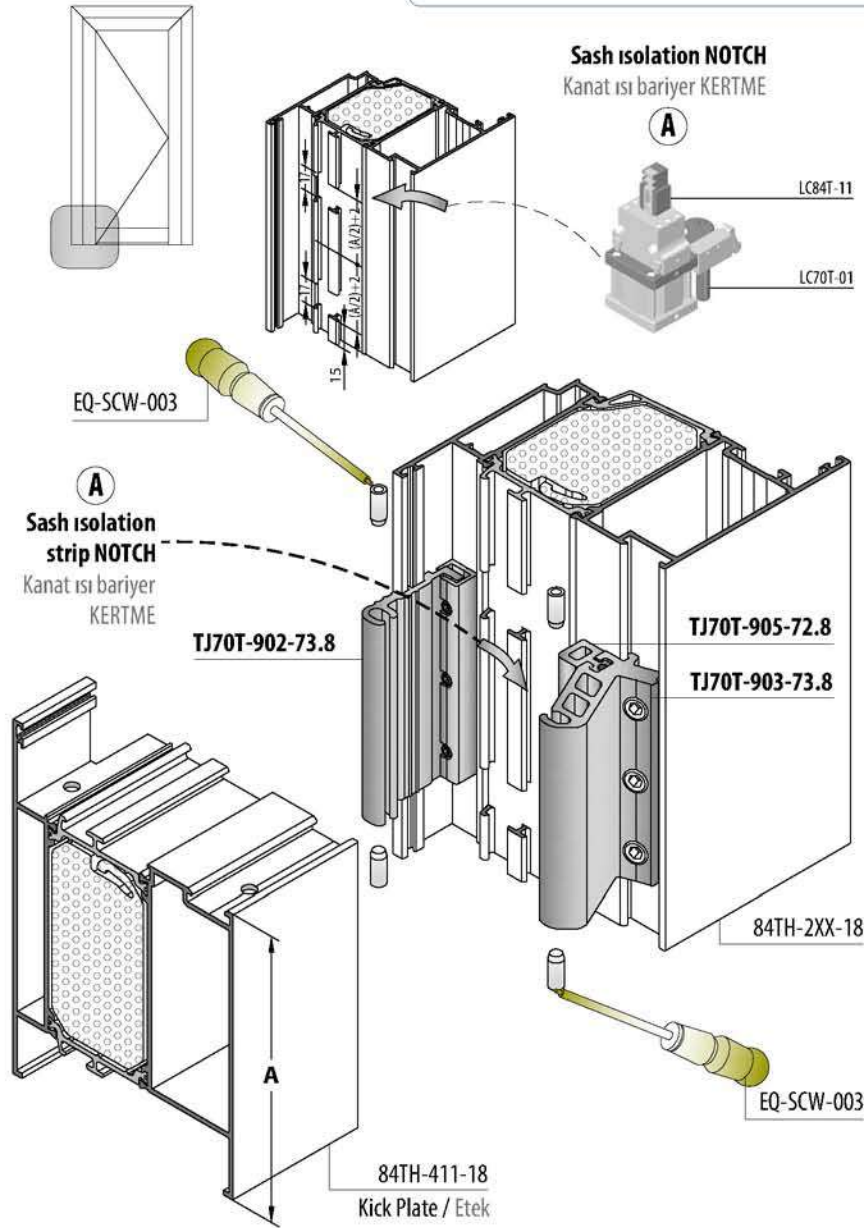
Isolation After Montage
Montaj Sonrası İzolasyon



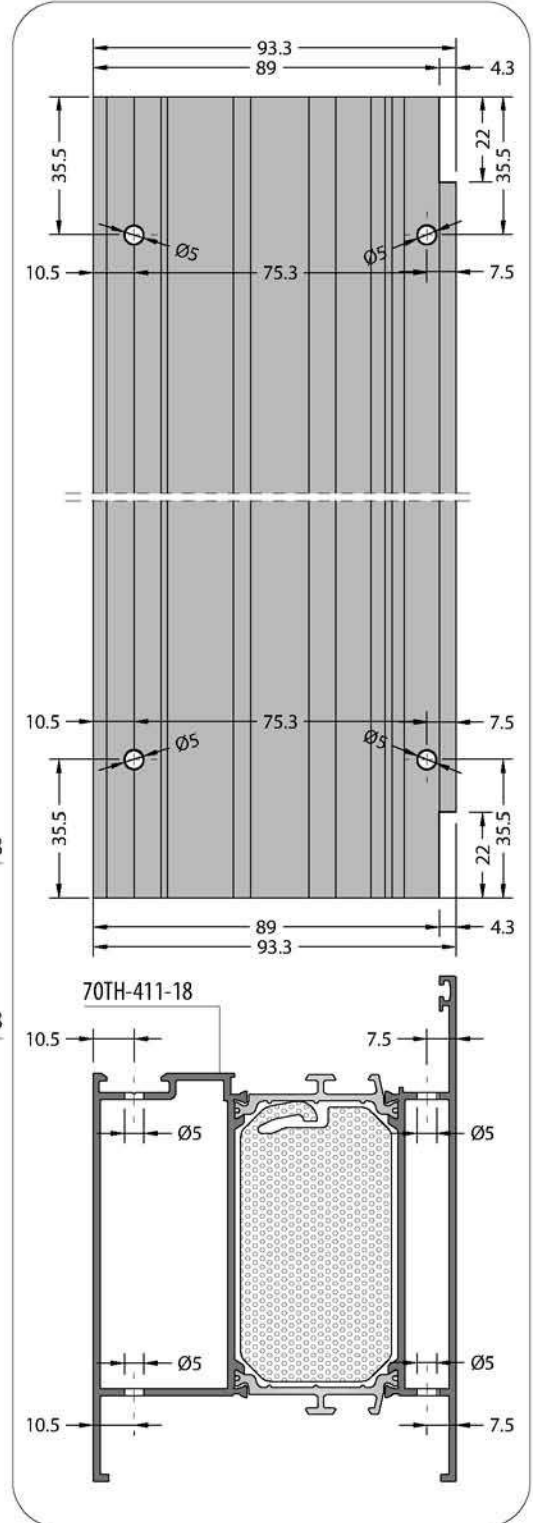
84TH-362-18
Mullion
Orta Kayıt



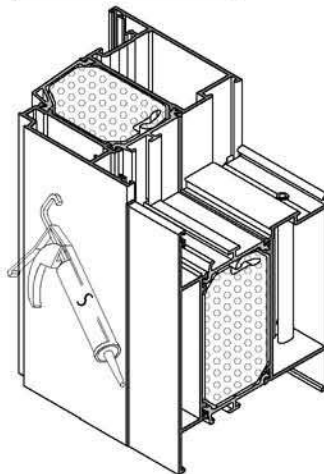
KICK PLATE PROFILE ASSEMBLY / ETEK PROFİL MONTAJI



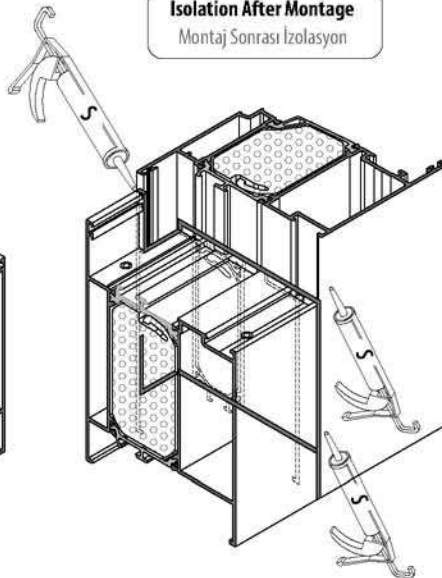
NOTCH / KERTME



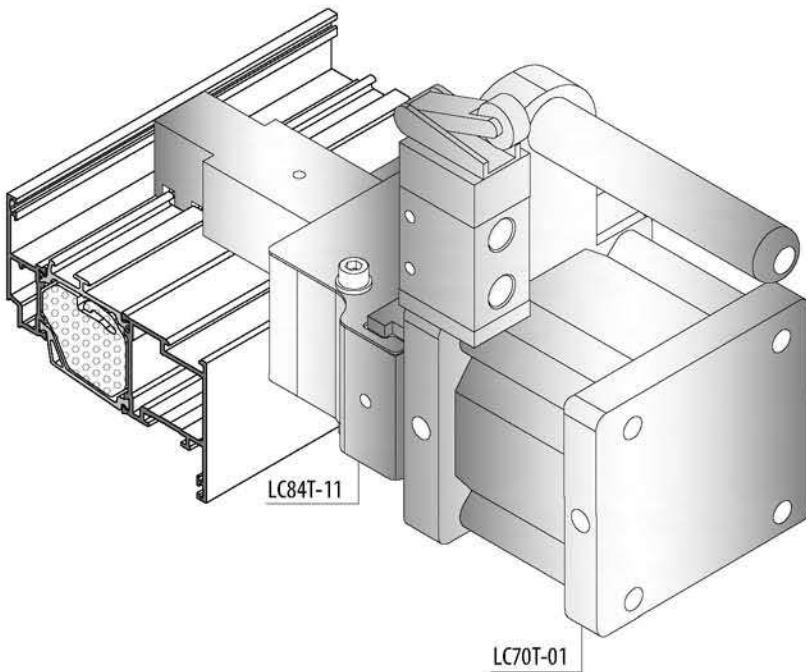
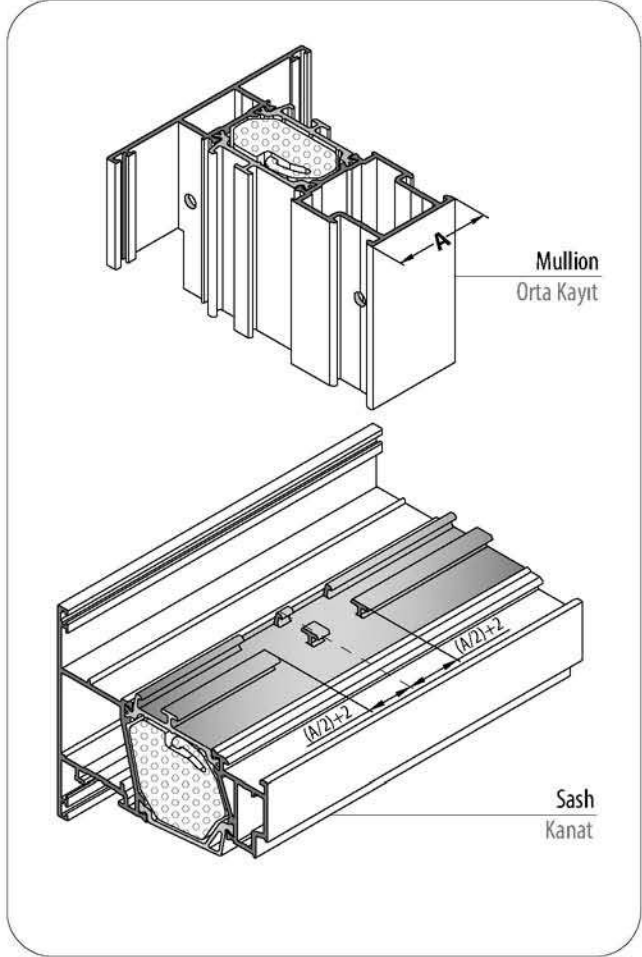
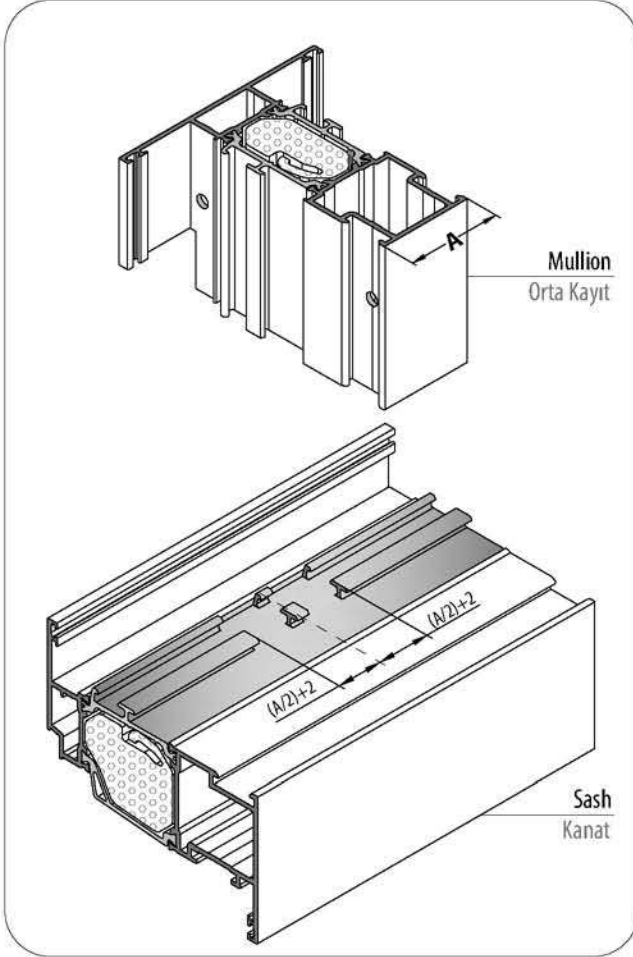
Isolation Before Montage
Montaj Öncesi İzolasyon



Isolation After Montage
Montaj Sonrası İzolasyon



SASH ISOLATION STRIP NOTCH SIZE FOR MULLION
ORTA KAYIT İÇİN KANAT ISI BARIYER KERTME ÖLÇÜLERİ

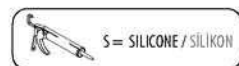
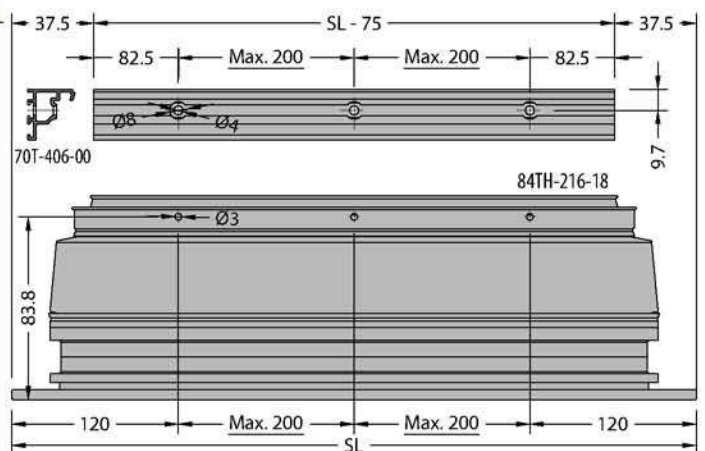
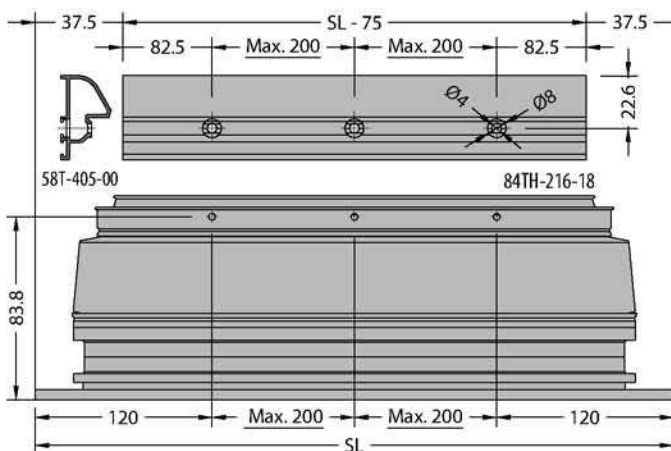
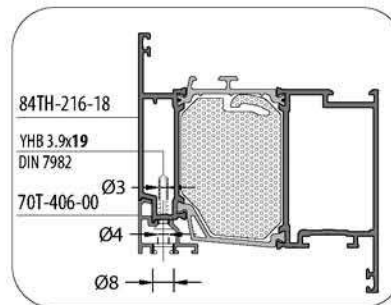
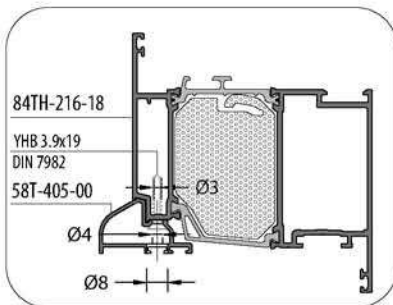
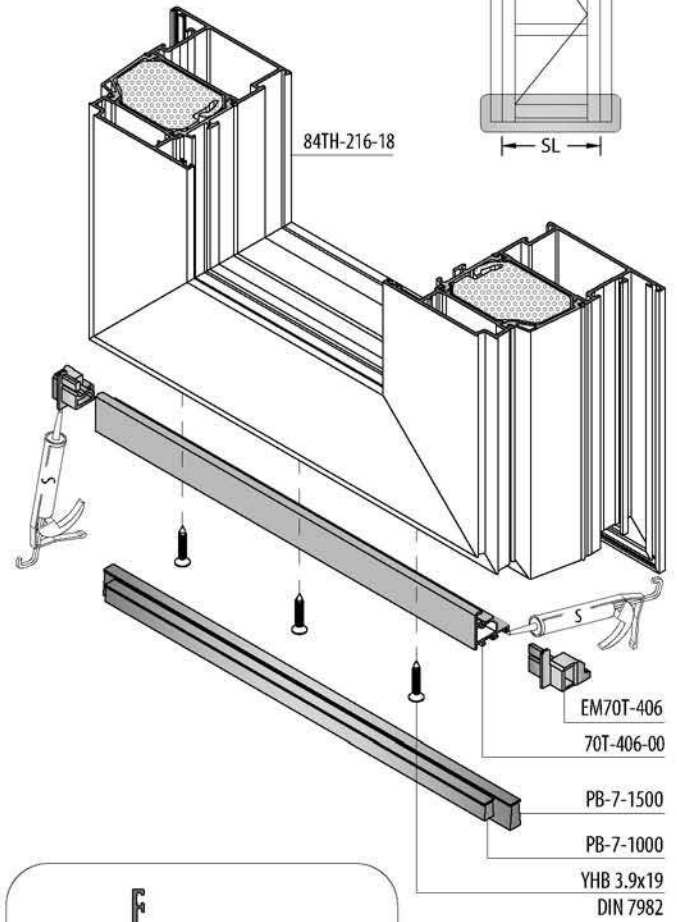
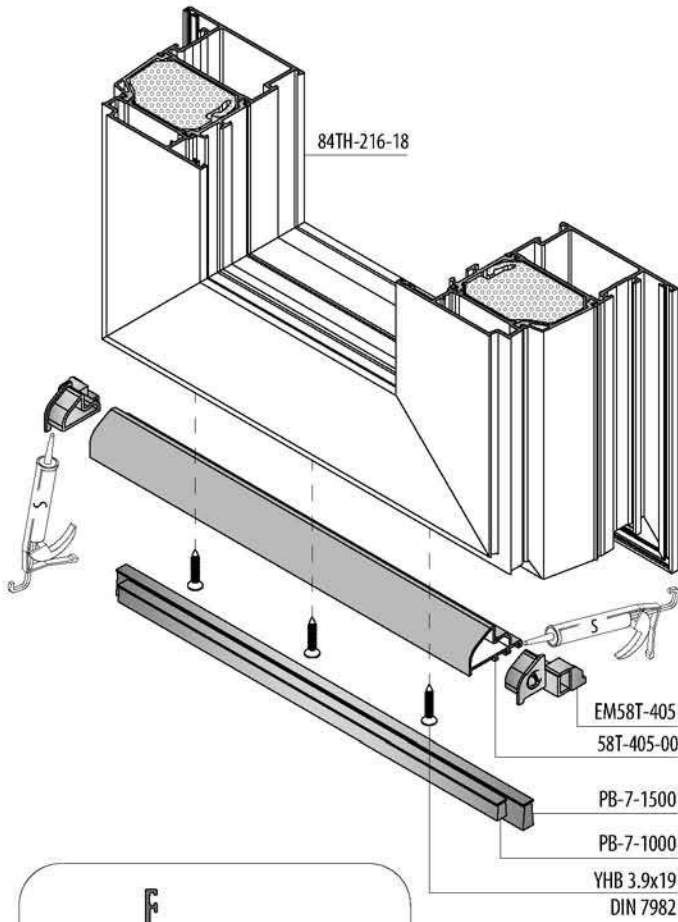
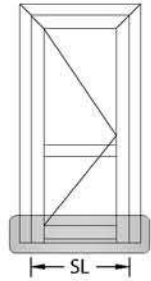


CODE / KOD	(A / 2) + 2
84T-301-18 / 84TH-301-18	14.5 mm
84T-302-18 / 84TH-302-18	20.5 mm
84T-322-18 / 84TH-322-18	
84T-303-18 / 84TH-303-18	25.5 mm
84T-362-18 / 84TH-362-18	20.5 mm
84T-411-18 / 84TH-411-18	46 mm

DOOR SASH DROPPER MONTAGE / KAPI KANADI DAMLALIK MONTAJI

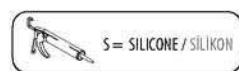
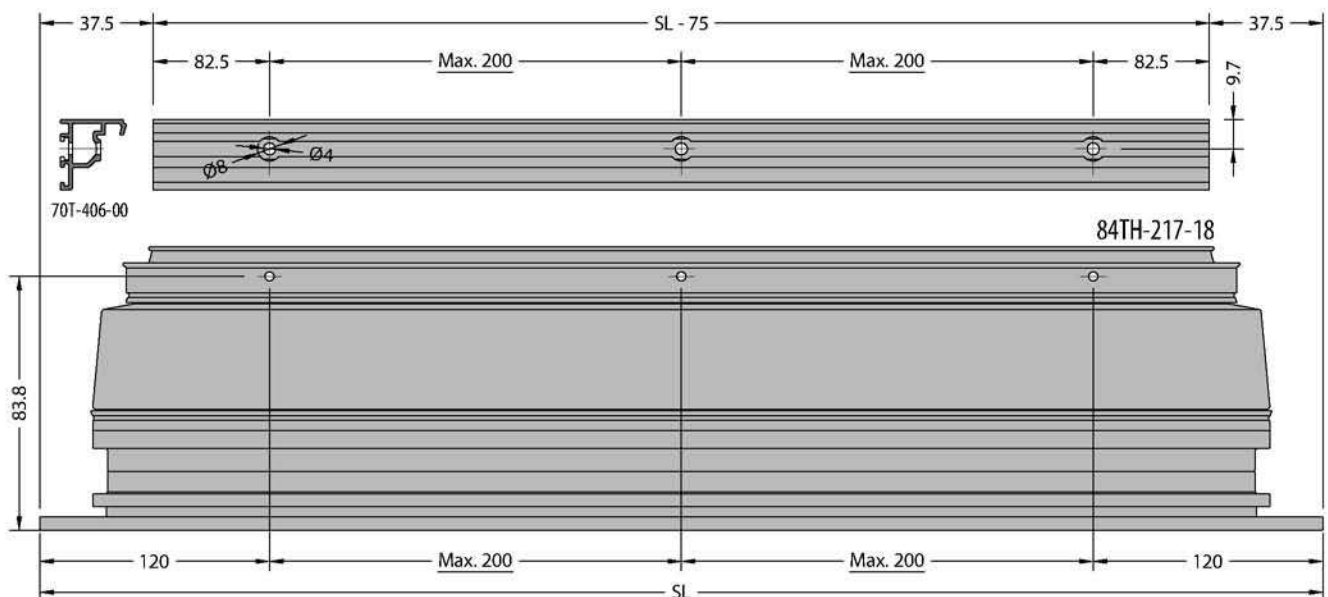
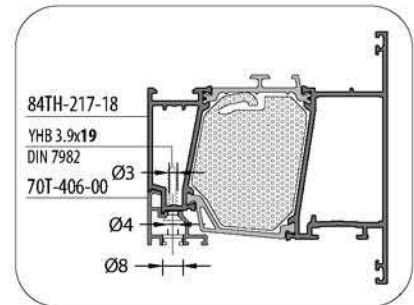
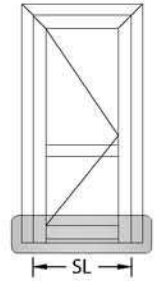
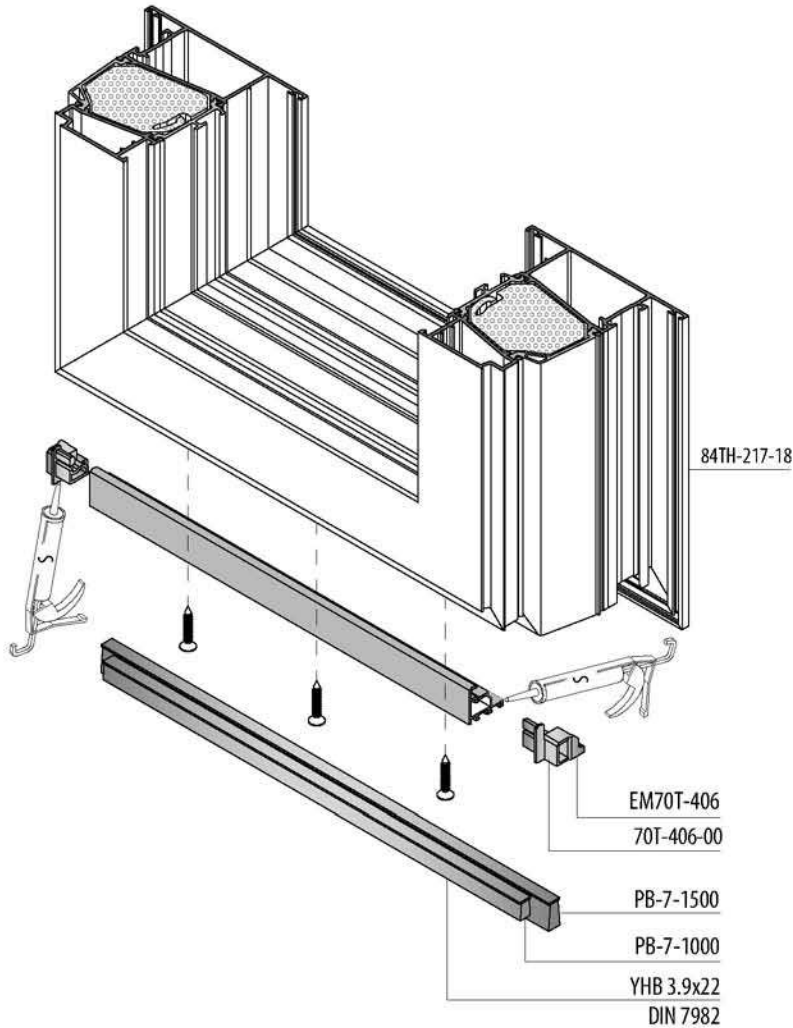
INSIDE OPENING / İÇE AÇILIR

INSIDE OPENING / İÇE AÇILIR

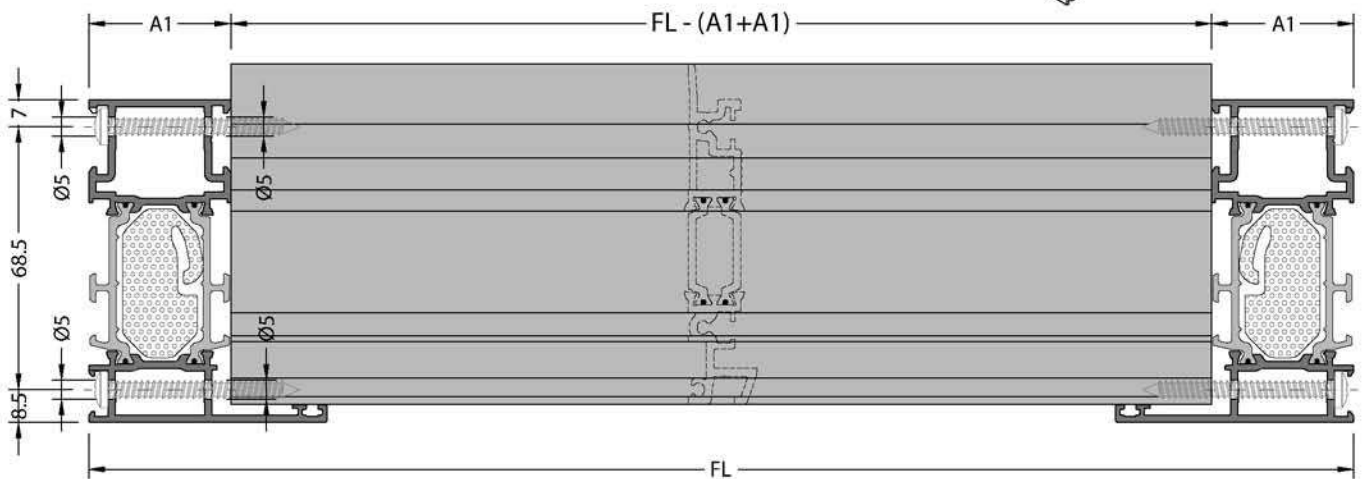
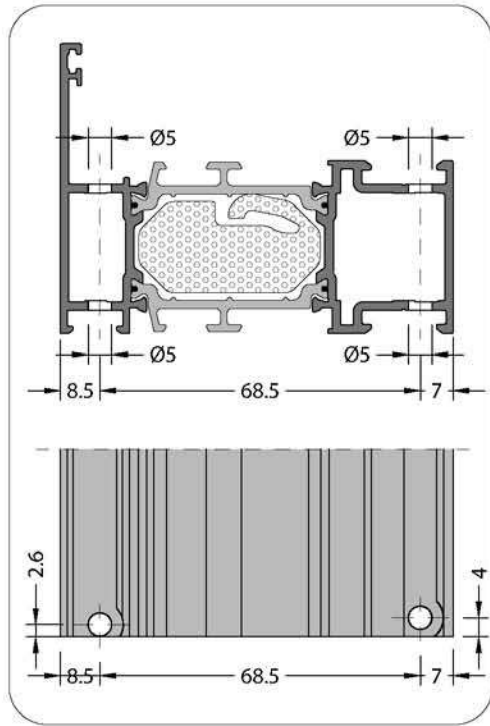
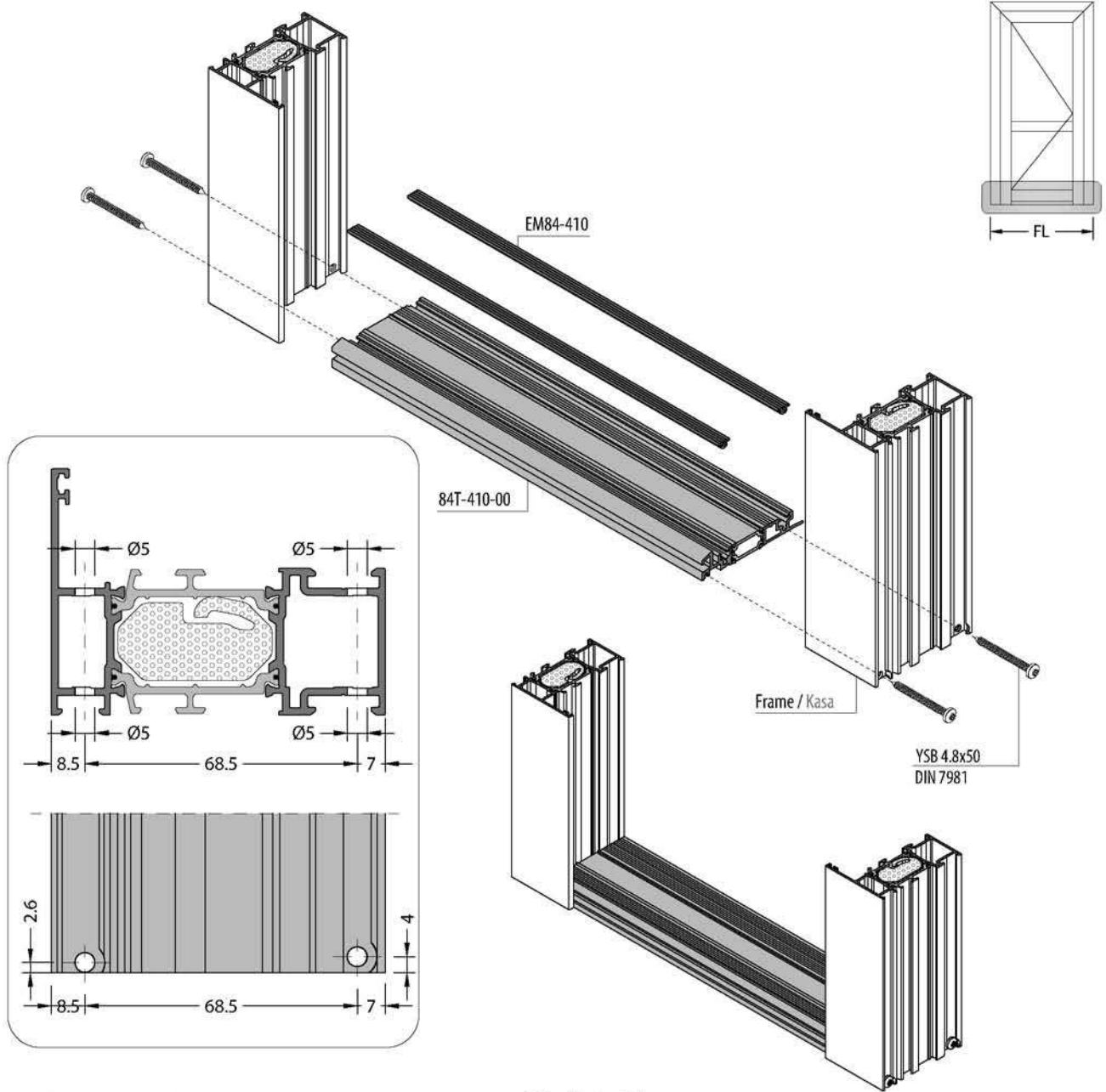


DOOR SASH DROPPER MONTAGE / KAPI KANADI DAMLALIK MONTAJI

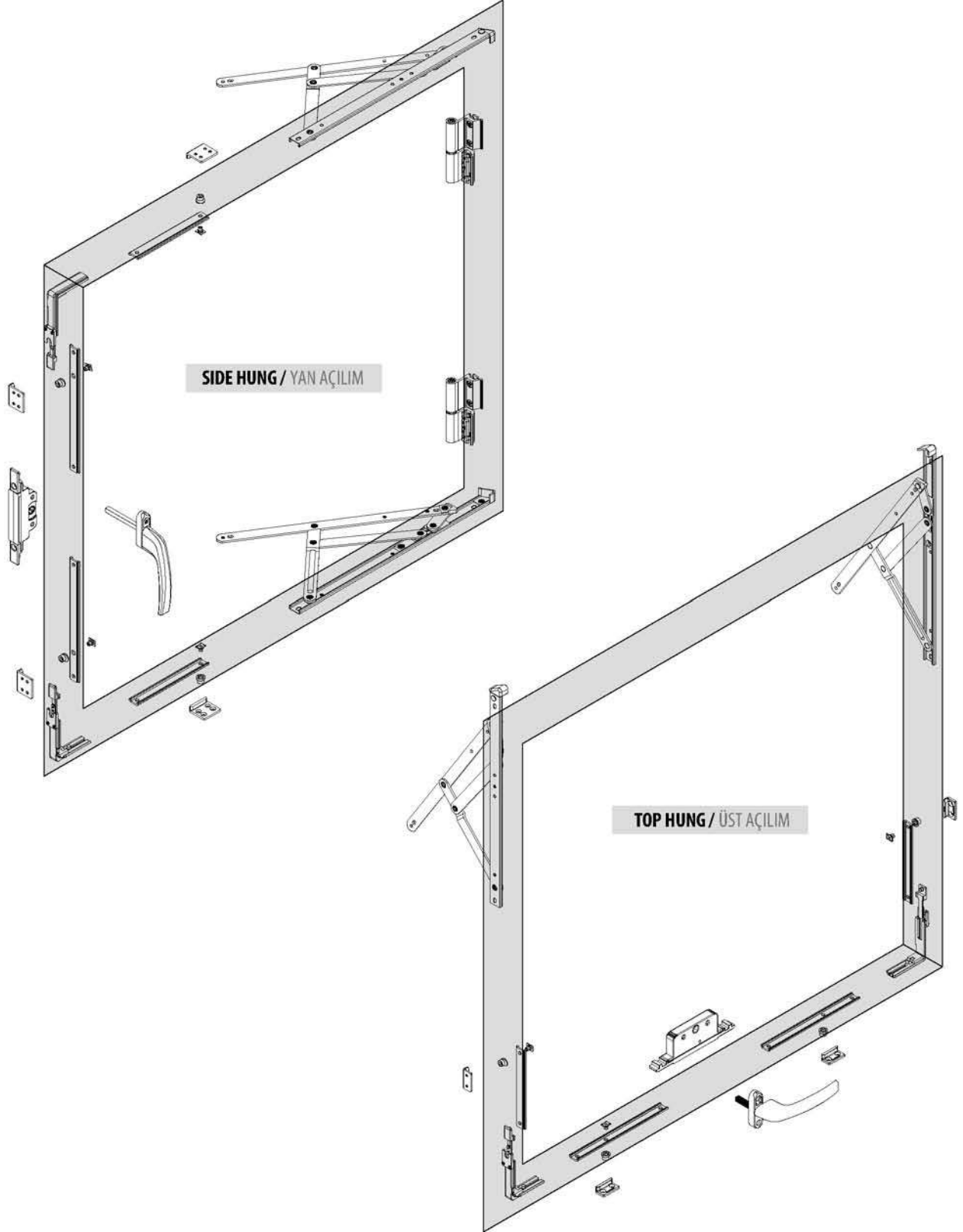
OUTSIDE OPENING / DIŐA AÇILIR



FRAME KICK PLATE MONTAGE / KASA İLE ETEK MONTAJI

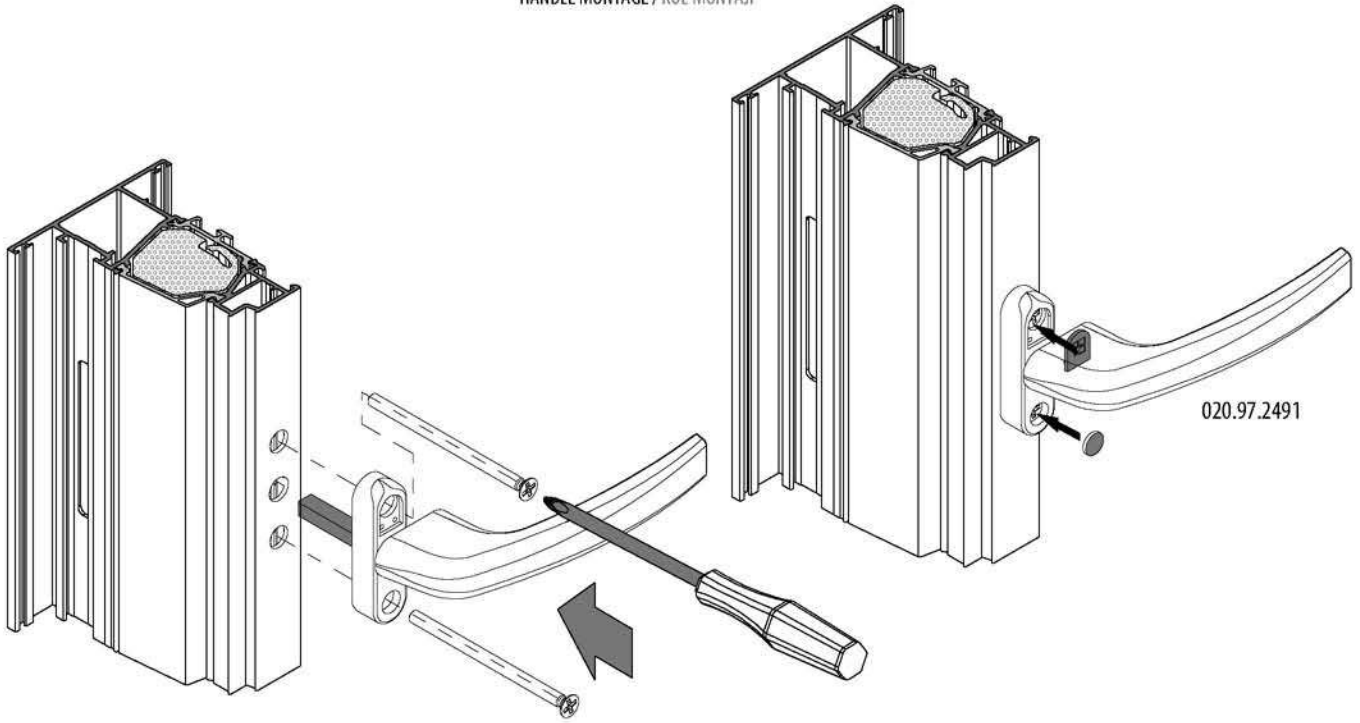


INTERNAL MECHANISMS / İÇE AÇILIR MEKANİZMA



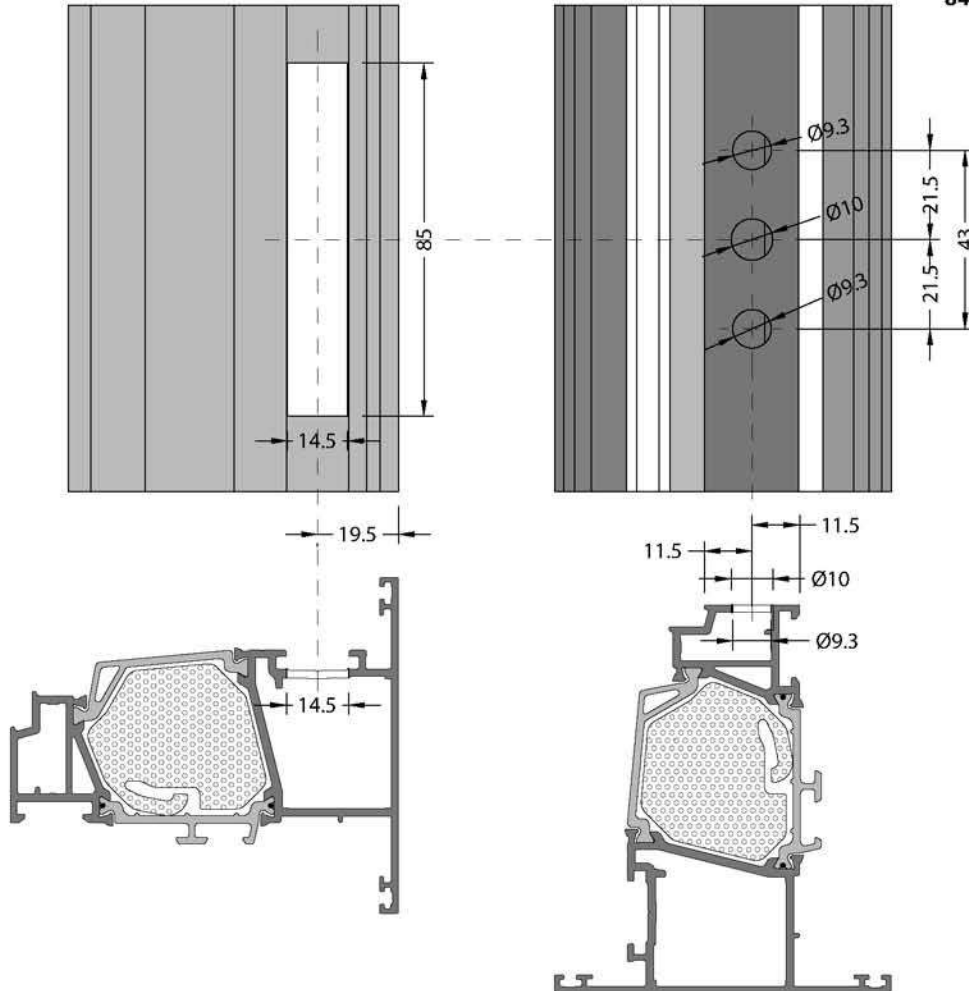
OUTWARD - 1 / DIŐA AÇILIM-1

HANDLE MONTAGE / KOL MONTAJI



**HOLES AND SLOT SIZES
DELİK VE SLOP ÖLÇÜLERİ**

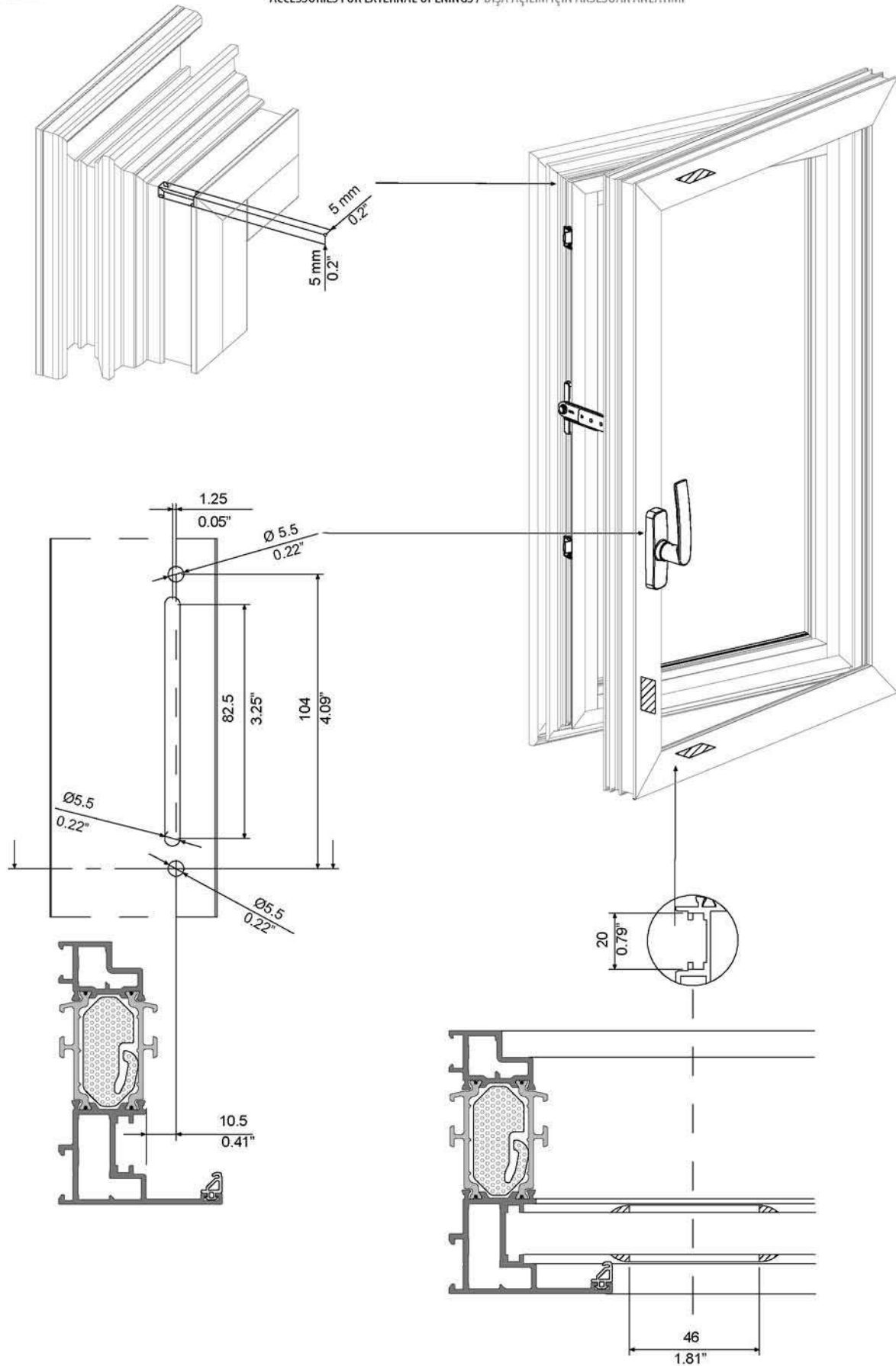
84TH-272-18



Profile machining
Profil mekanik

OUTWARD - 2 / DIŐA AÇILIM-2

ACCESSORIES FOR EXTERNAL OPENINGS / DIŐA AÇILIM İÇİN AKSESUAR ANLATIMI

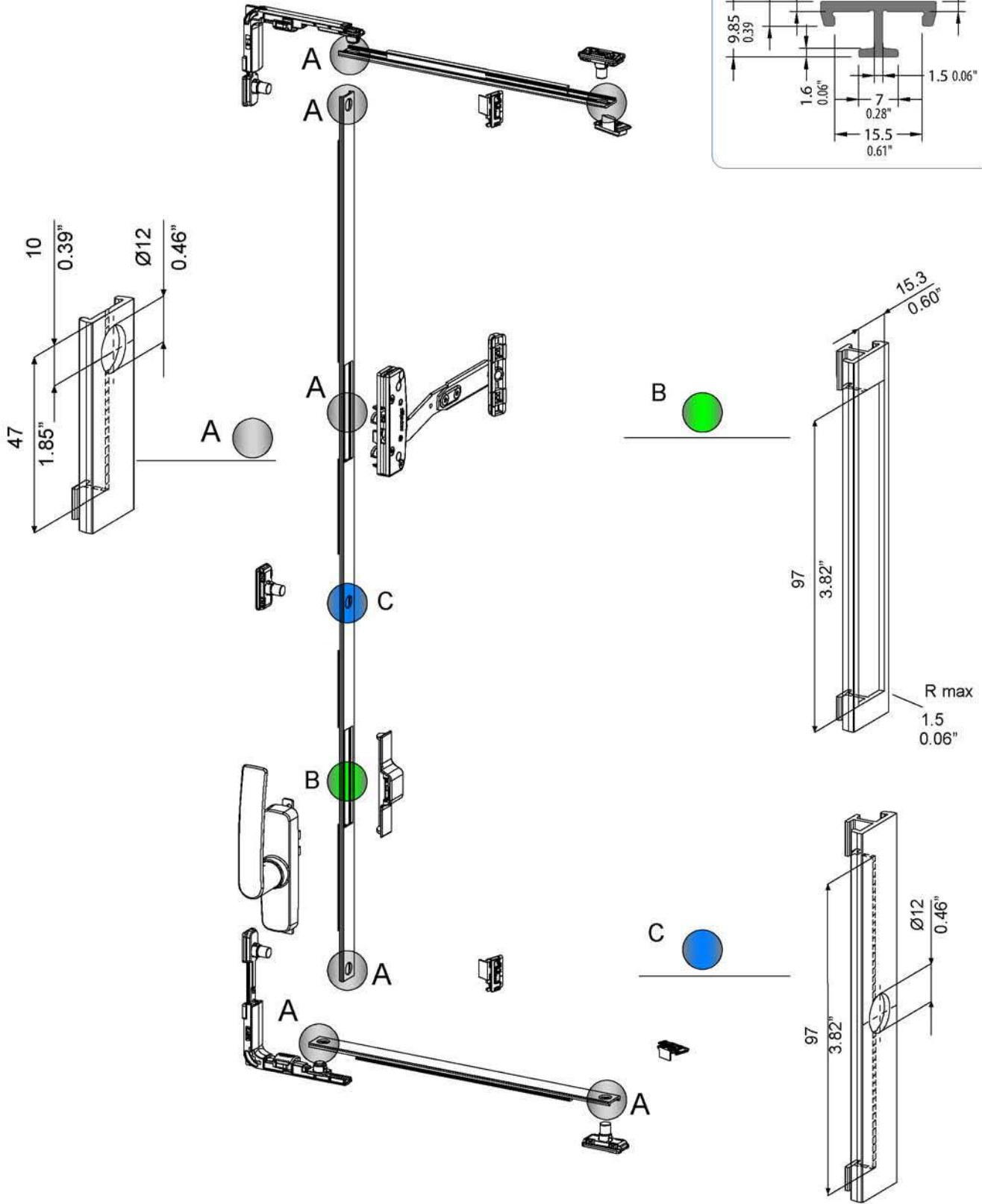
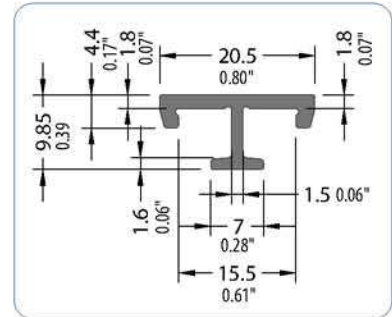


Control rod
XXXXXXXXXX

OUTWARD - 2 / DIŐA AÇILIM-2

ACCESSORIES FOR EXTERNAL OPENINGS / DIŐA AÇILIM İÇİN AKSESUAR ANLATIMI

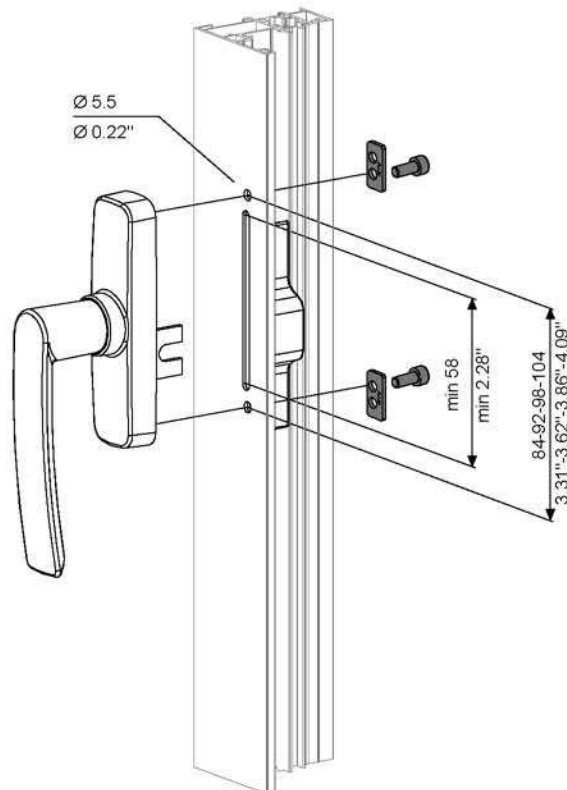
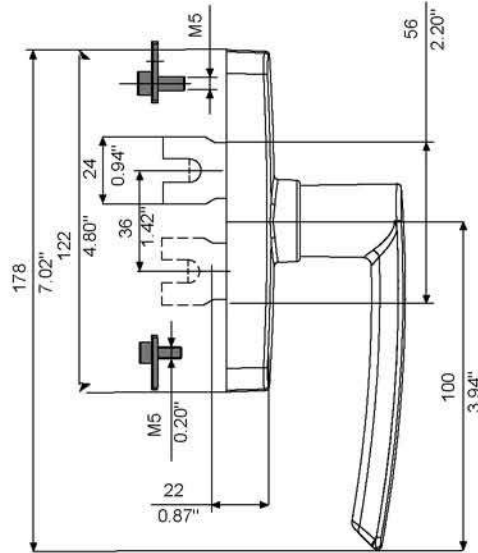
70T-583-18



OUTWARD - 2 / DIŐA AÇILIM-2

ACCESSORIES FOR EXTERNAL OPENINGS / DIŐA AÇILIM İÇİN AKSESUAR ANLATIMI

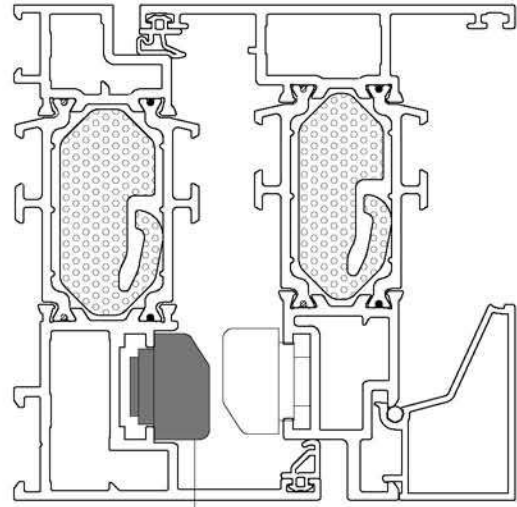
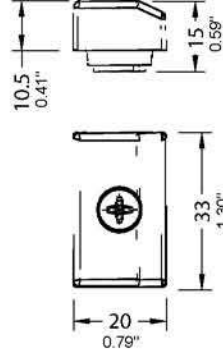
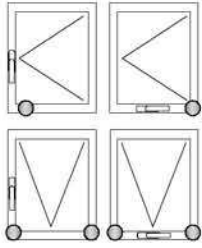
020.99.0530



OUTWARD - 2 / DIŐA AÇILIM-2

ACCESSORIES FOR EXTERNAL OPENINGS / DIŐA AÇILIM İÇİN AKSESUAR ANLATIMI

020.99.1790

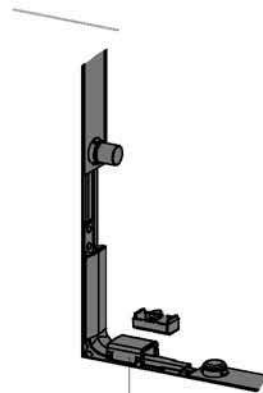


020.99.1790

020.99.1790



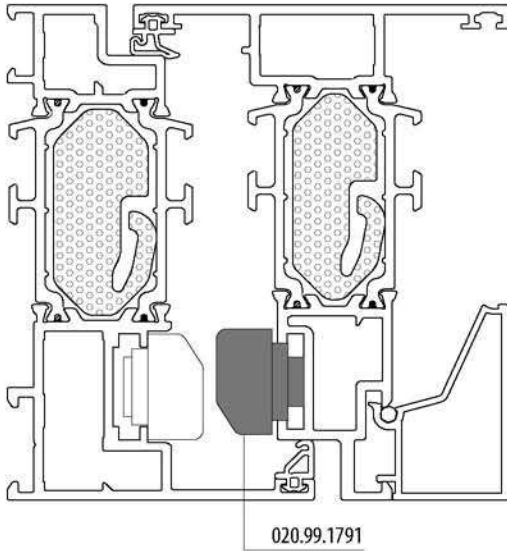
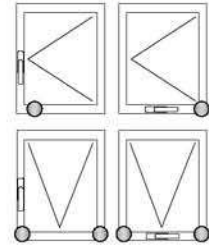
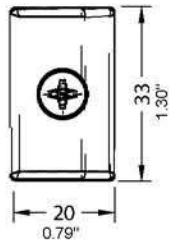
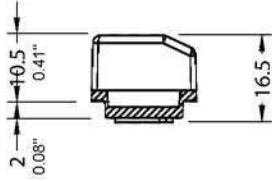
020.99.1789



OUTWARD - 2 / DIŐA AÇILIM-2

ACCESSORIES FOR EXTERNAL OPENINGS / DIŐA AÇILIM İÇİN AKSESUAR ANLATIMI

020.99.1791



020.99.1791

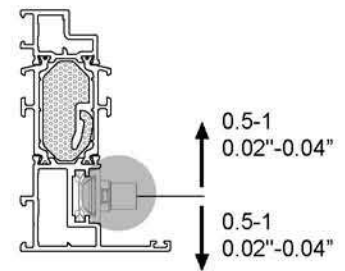
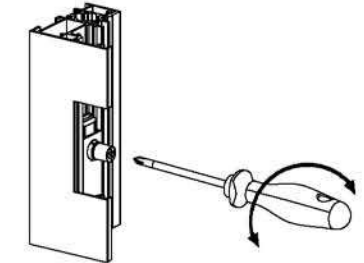
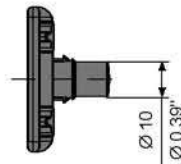
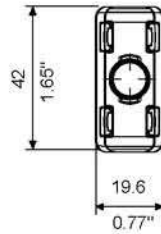
020.99.1791



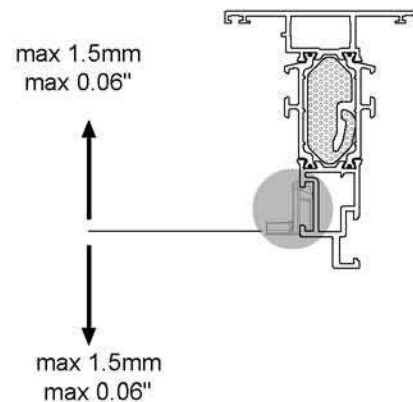
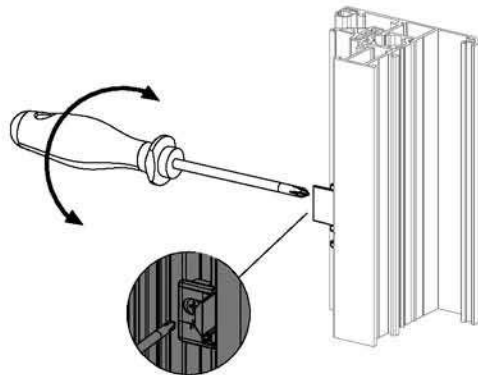
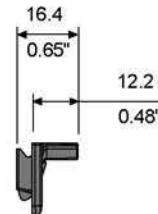
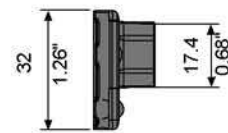
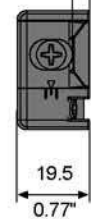
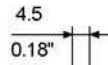
OUTWARD - 2 / DIŐA AÇILIM-2

ACCESSORIES FOR EXTERNAL OPENINGS / DIŐA AÇILIM İÇİN AKSESUAR ANLATIMI

020.99.1740



020.99.1746



OUTWARD - 2 / DIŐA AÇILIM-2

ACCESSORIES FOR EXTERNAL OPENINGS / DIŐA AÇILIM İÇİN AKSESUAR ANLATIMI

020.99.1788

