



 LORENZOLINE

**150BC**

Bioclimatic System

# 150BC

## BIOCLIMATIC SYSTEM BIOKLİMATİK SİSTEM

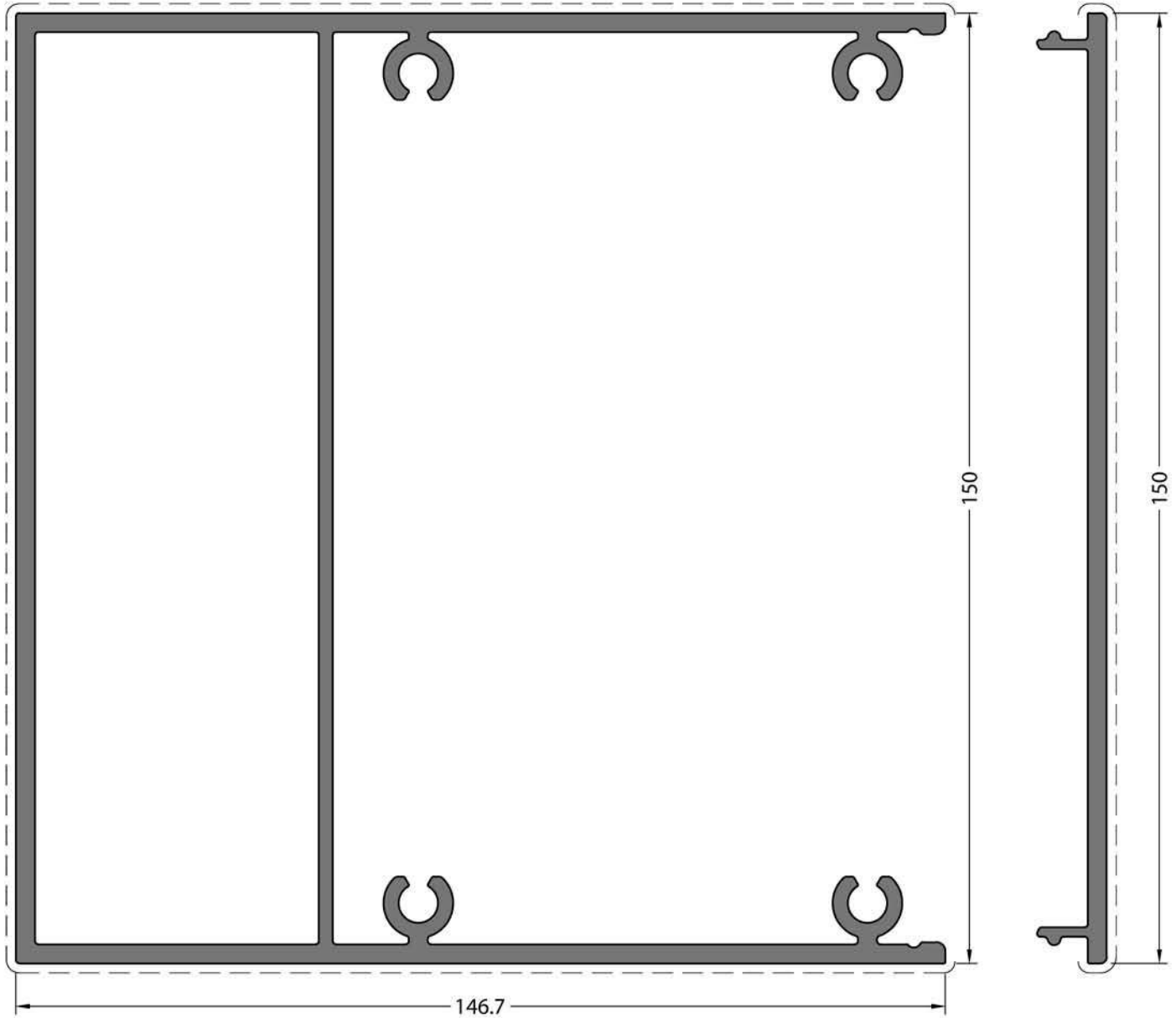


- Provides natural light thanks to aluminium and glass lamellas combination.
- Quicker installation thanks to practical connection accessories.
- More durability thanks to reinforced lamella covers.
- Longer life thanks to stainless steel fasteners.
- Bioclimatic and Rolling Roofs can be built with the same profiles.
- Special gutter solutions for water sealing.

- Alüminyum lamel ve cam lamel kombinasyonu ile doğal ışık imkanı,
- Pratik birleşim aksesuarları sayesinde daha hızlı montaj imkanı.
- Güçlendirilmiş lamel kapakları sayesinde daha sağlam,
- Paslanmaz bağlantı elemanlarıyla sayesinde daha uzun ömürlü,
- Aynı profillerle Bioclimatic ve Rolling Roof yapabilme,
- Su sızdırmazlık için özel oluk çözümleri,



PROFILES  
PROFILLER



CODE / KOD

**150BC-101-00**

**THEORETICAL WEIGHT**  
TEORİK AĞIRLIK ( kg/m )

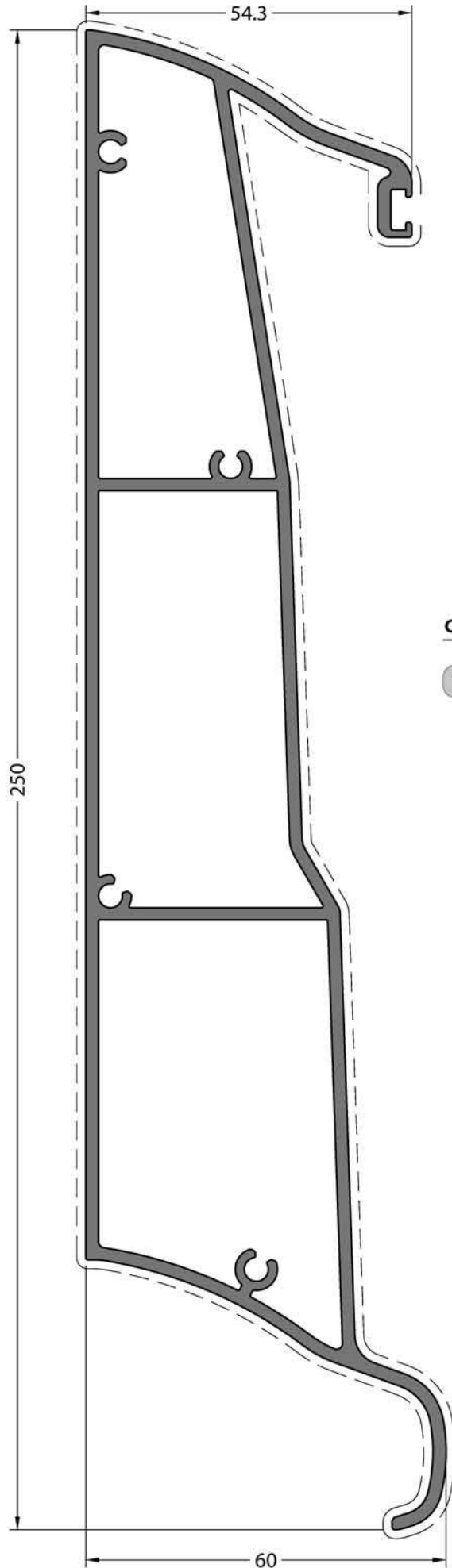
**5.108**

CODE / KOD

**150BC-102-00**

**THEORETICAL WEIGHT**  
TEORİK AĞIRLIK ( kg/m )

**1.291**



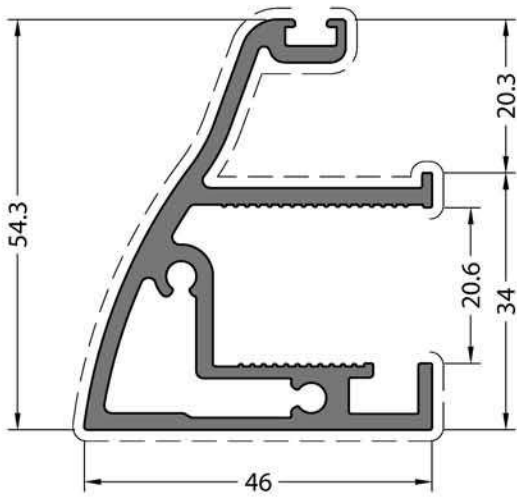
CODE / KOD

150BC-201-00

THEORETICAL WEIGHT

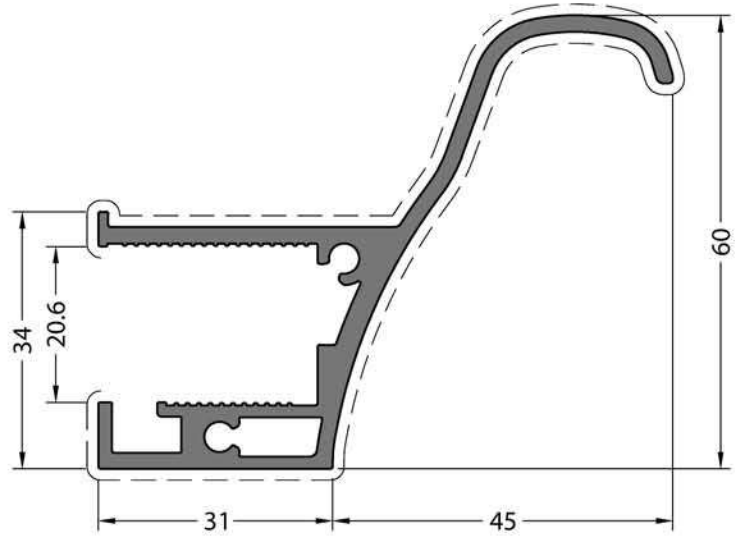
TEORİK AĞIRLIK ( kg/m )

3.850



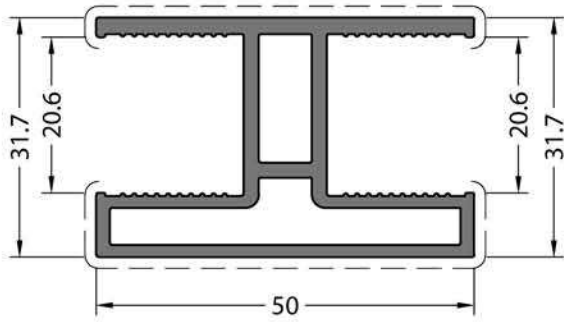
**CODE / KOD**  
**150BC-211-00**

**THEORETICAL WEIGHT**  
 TEORİK AĞIRLIK ( kg/m )  
**1.247**



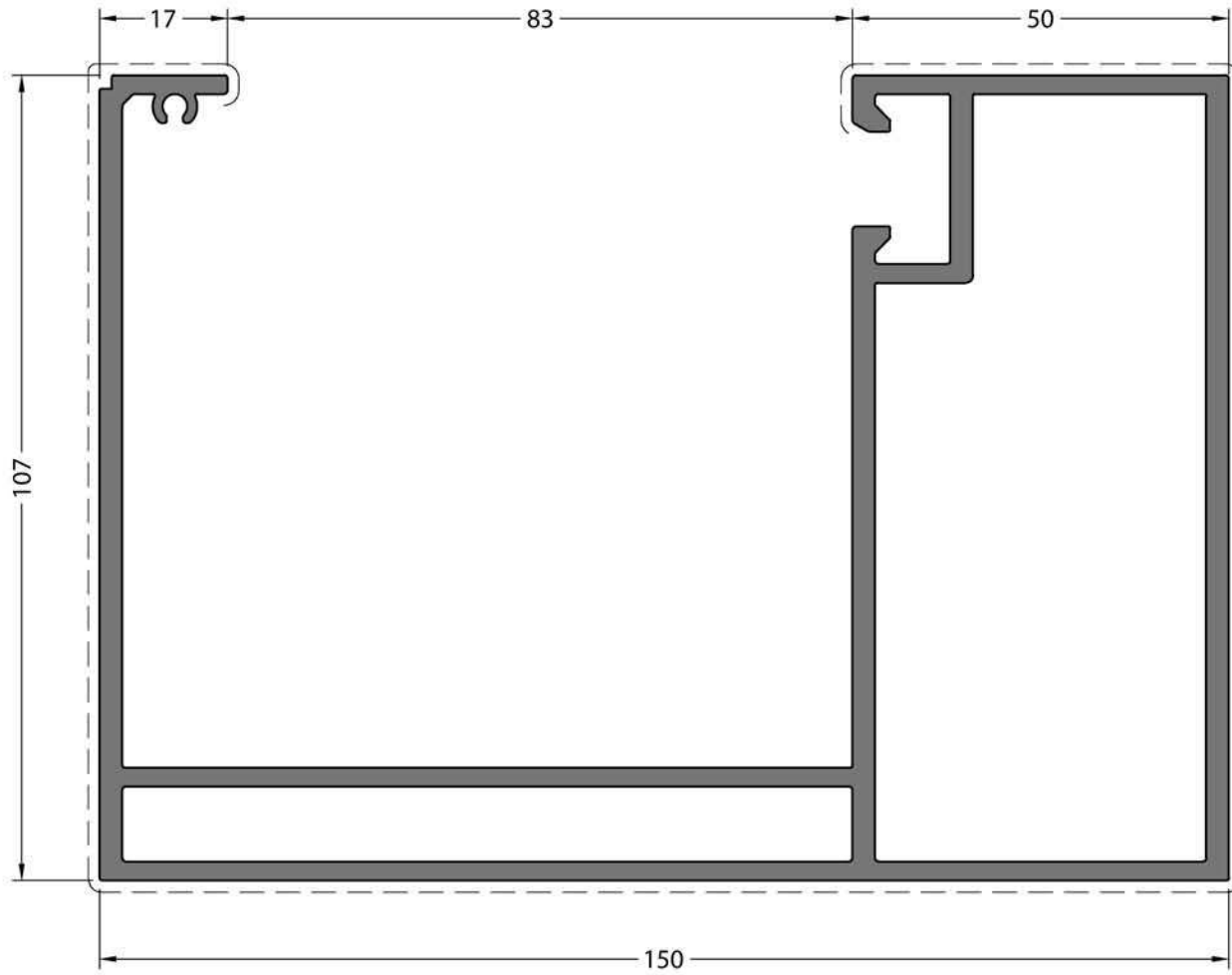
**CODE / KOD**  
**150BC-212-00**

**THEORETICAL WEIGHT**  
 TEORİK AĞIRLIK ( kg/m )  
**1.233**



**CODE / KOD**  
**150BC-213-00**

**THEORETICAL WEIGHT**  
 TEORİK AĞIRLIK ( kg/m )  
**1.032**



**CODE / KOD**

**150BC-301-00**

**THEORETICAL WEIGHT**

TEORİK AĞIRLIK (kg/m)

**4.815**



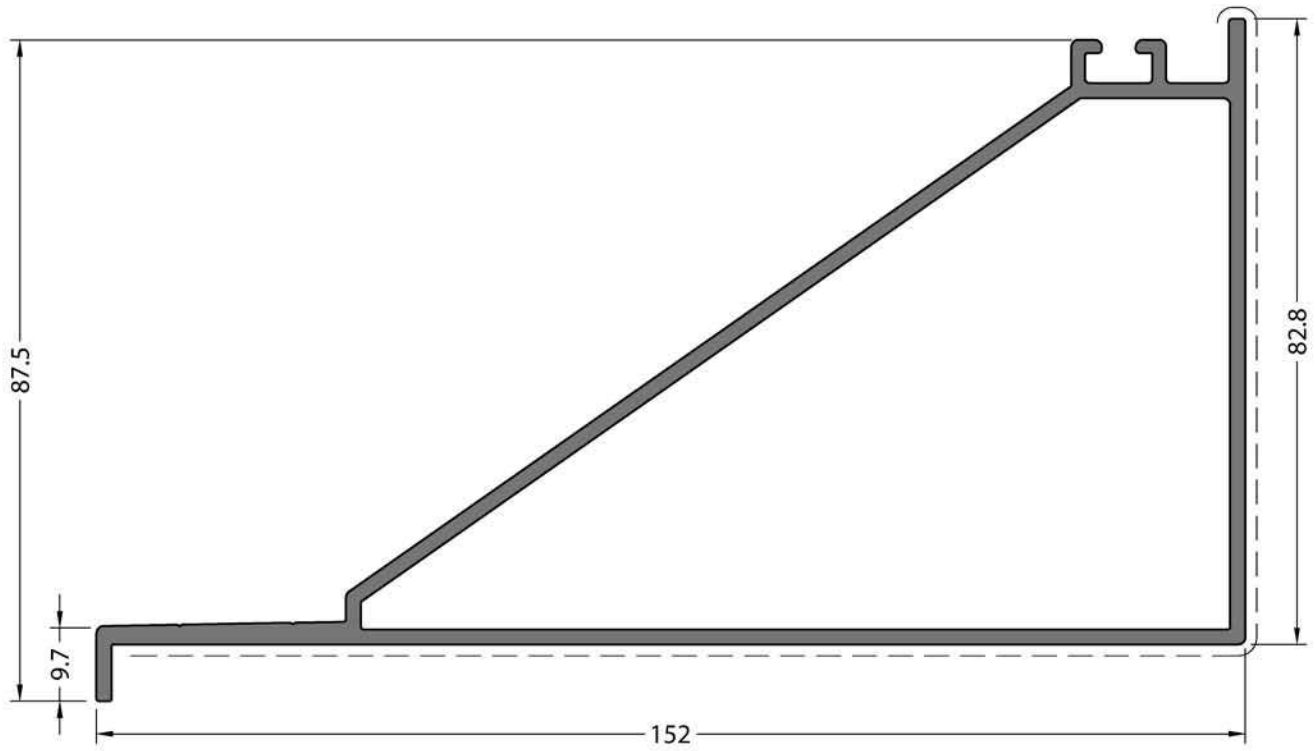
**CODE / KOD**

**150BC-302-00**

**THEORETICAL WEIGHT**

TEORİK AĞIRLIK (kg/m)

**1.299**



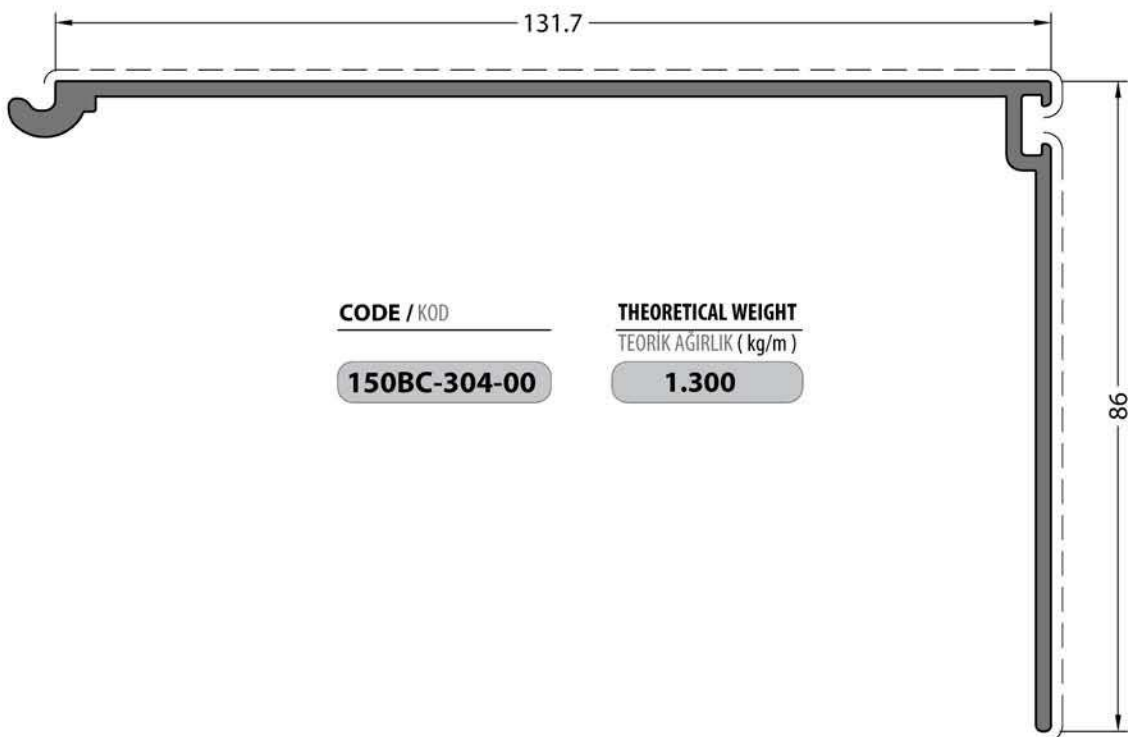
**CODE / KOD**

**150BC-303-00**

**THEORETICAL WEIGHT**

TEORİK AĞIRLIK ( kg/m )

**2.203**



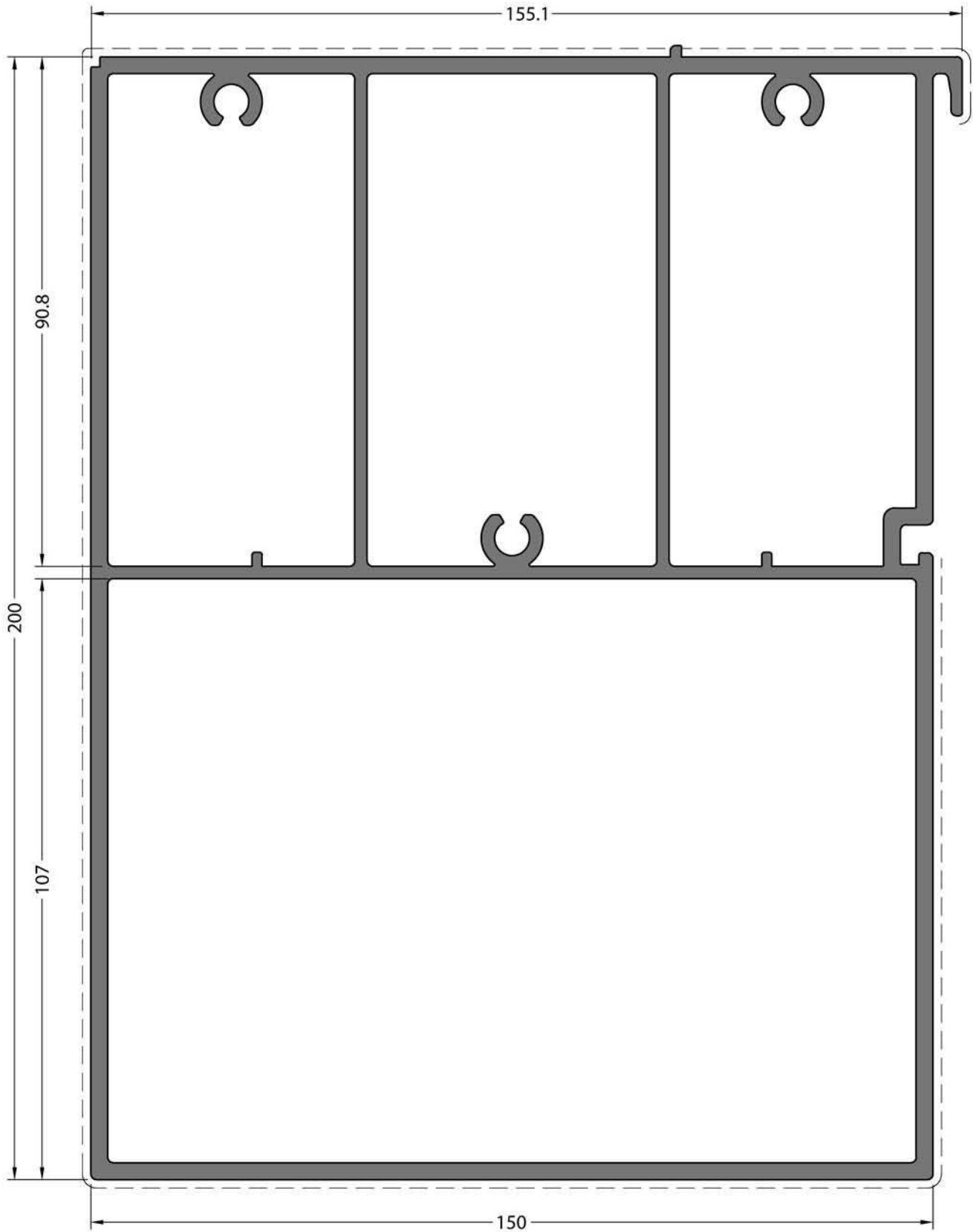
**CODE / KOD**

**150BC-304-00**

**THEORETICAL WEIGHT**

TEORİK AĞIRLIK ( kg/m )

**1.300**



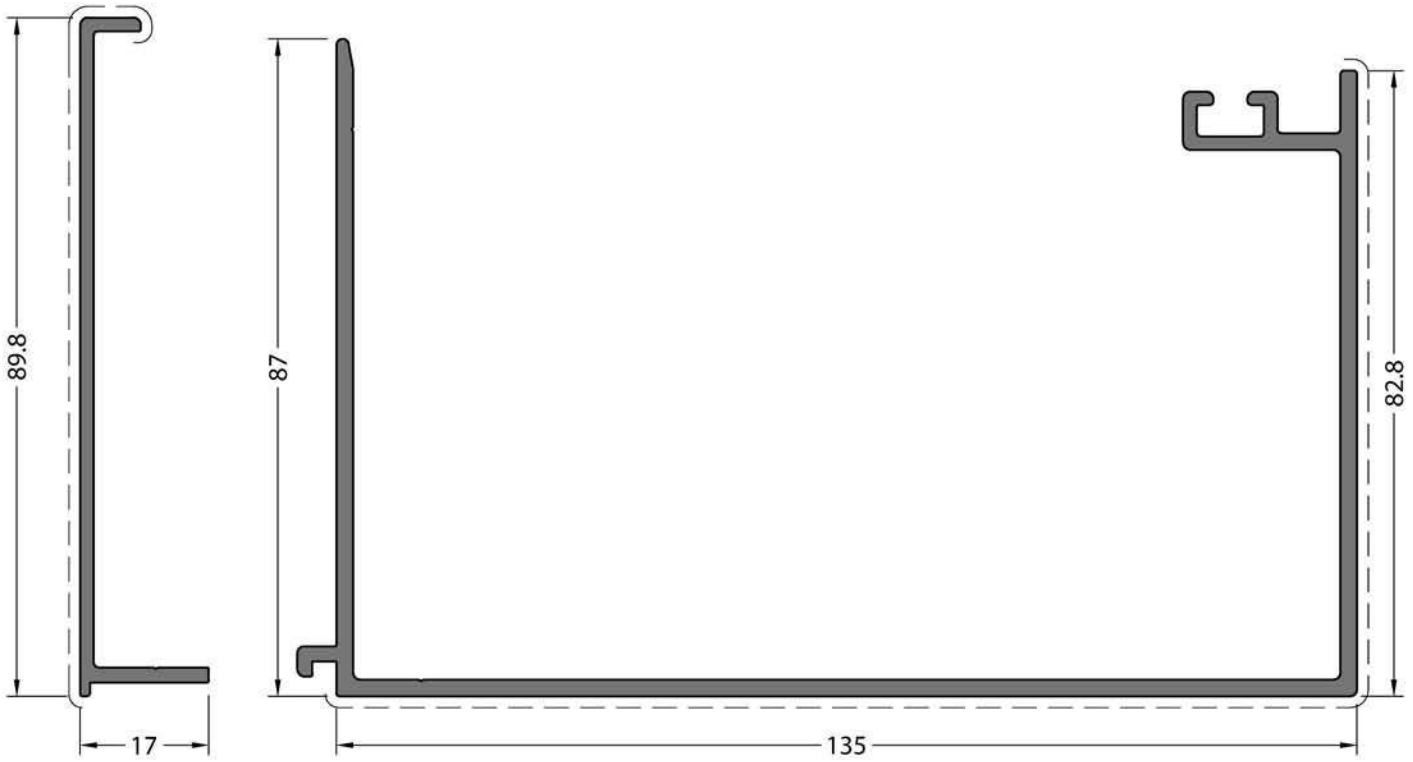
**CODE / KOD**

**150BC-401-00**

**THEORETICAL WEIGHT**

TEORİK AĞIRLIK ( kg/m )

**8.080**



CODE / KOD

**150BC-402-00**

THEORETICAL WEIGHT  
TEORİK AĞIRLIK ( kg/m )

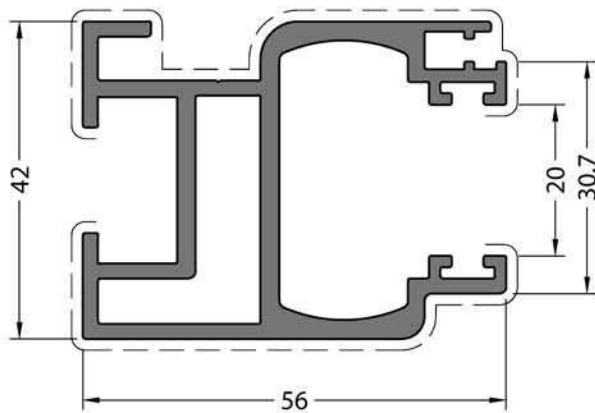
**1.291**

CODE / KOD

**150BC-403-00**

THEORETICAL WEIGHT  
TEORİK AĞIRLIK ( kg/m )

**2.004**

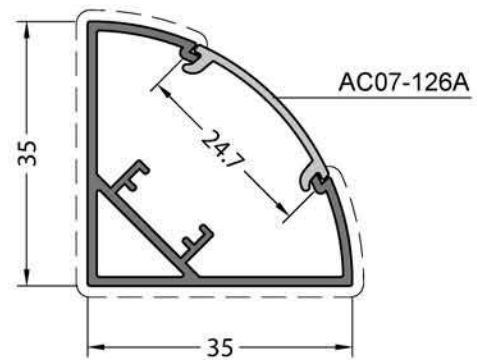


CODE / KOD

**150BC-501-00**

THEORETICAL WEIGHT  
TEORİK AĞIRLIK ( kg/m )

**1.507**

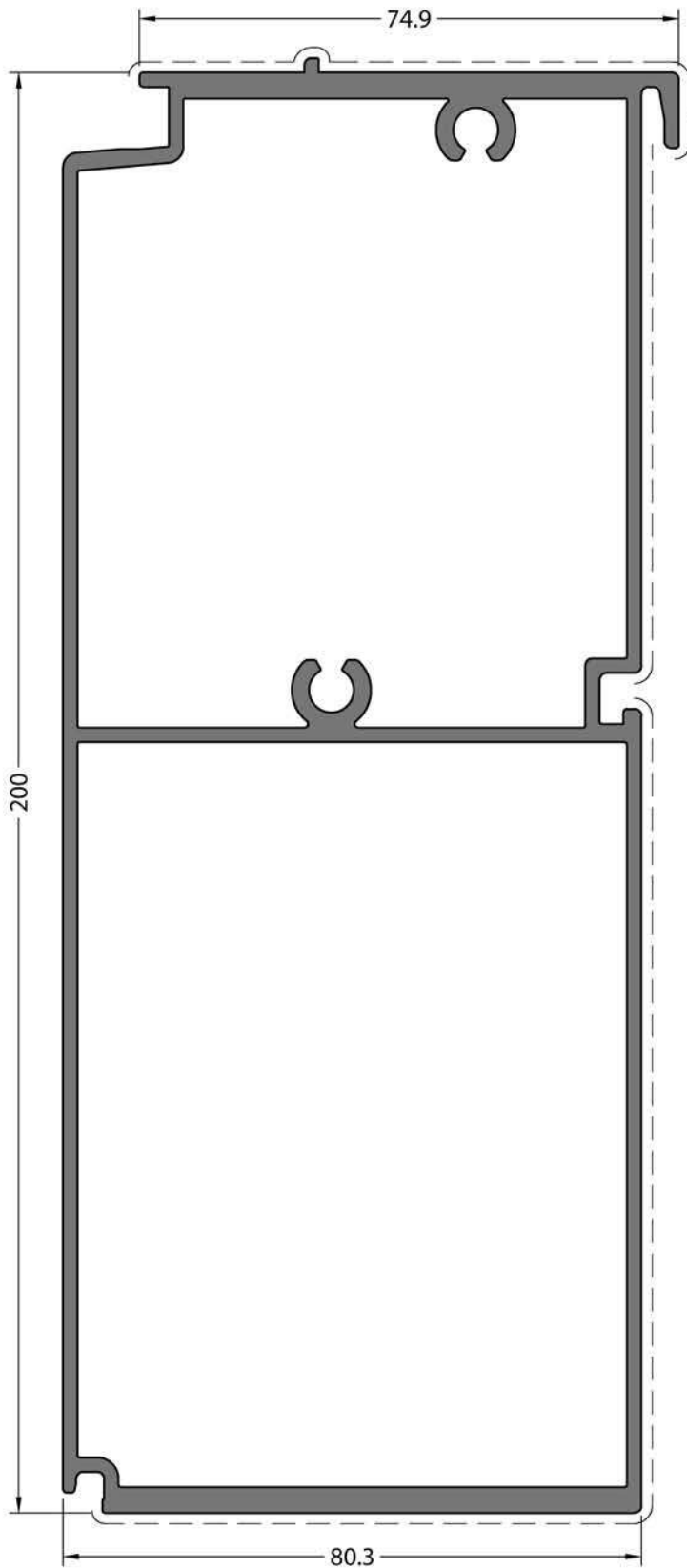


CODE / KOD

**07-126-00**

THEORETICAL WEIGHT  
TEORİK AĞIRLIK ( kg/m )

**0.419**

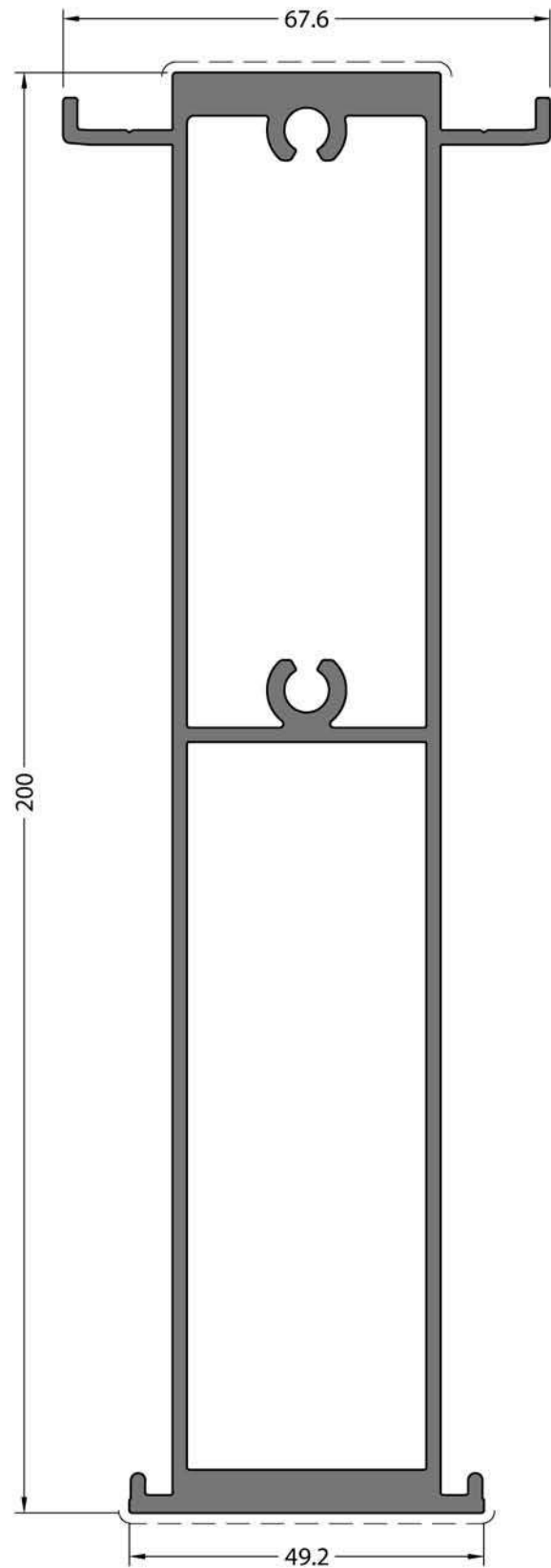


**CODE / KOD**

**150BC-411-00**

**THEORETICAL WEIGHT**  
TEORİK AĞIRLIK (kg/m)

**4.425**

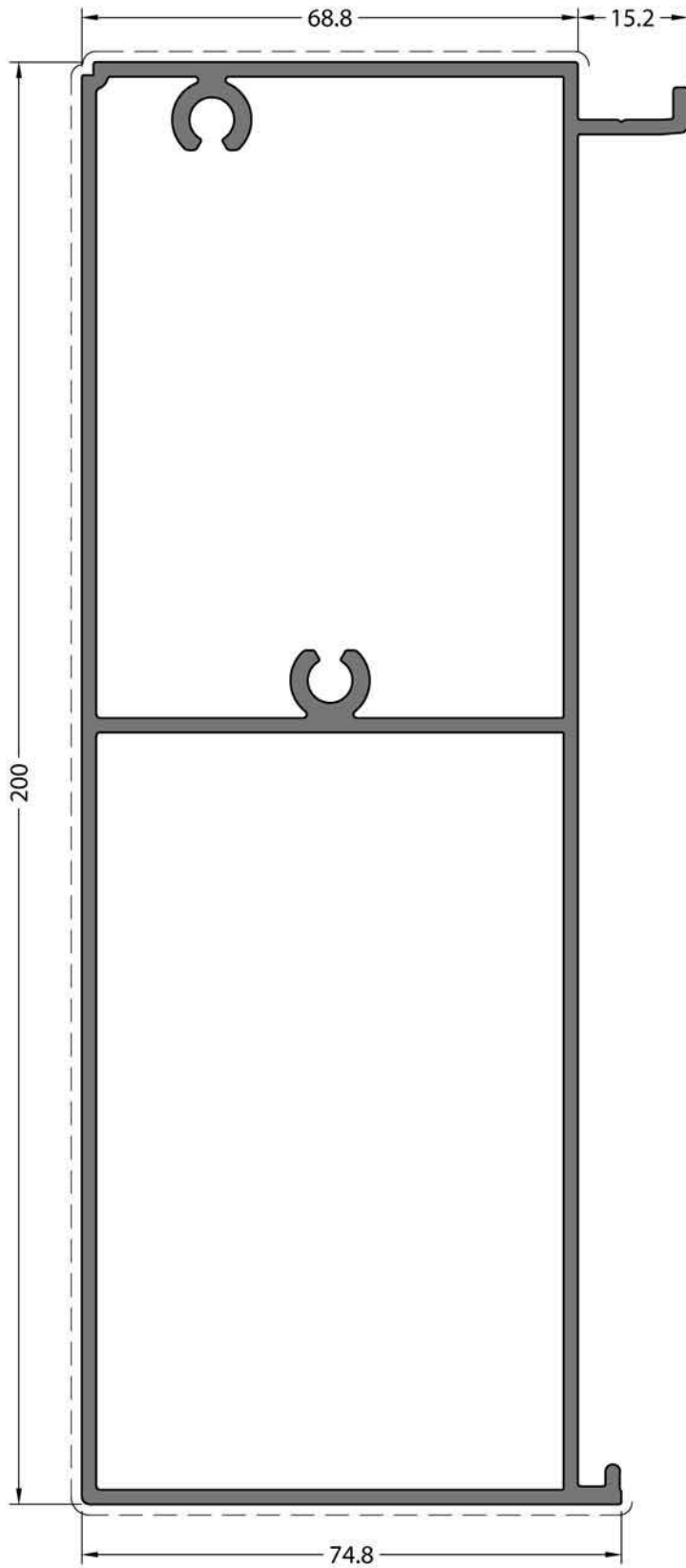


**CODE / KOD**

**150BC-413-00**

**THEORETICAL WEIGHT**  
TEORİK AĞIRLIK (kg/m)

**3.957**



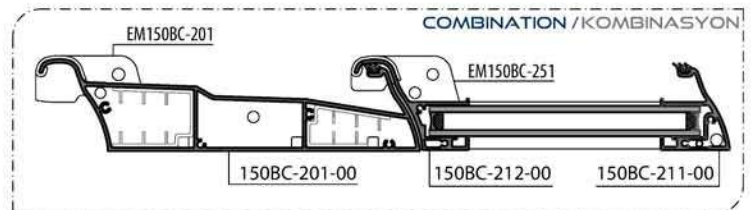
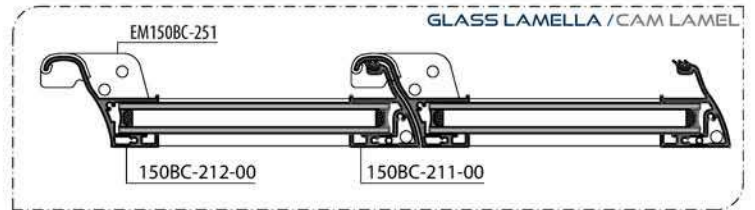
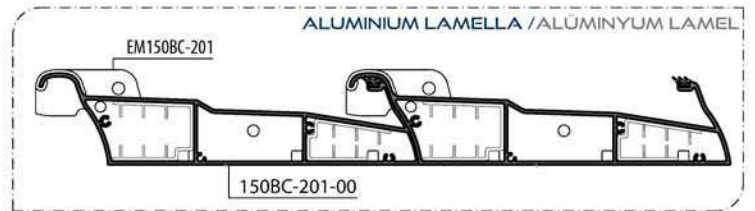
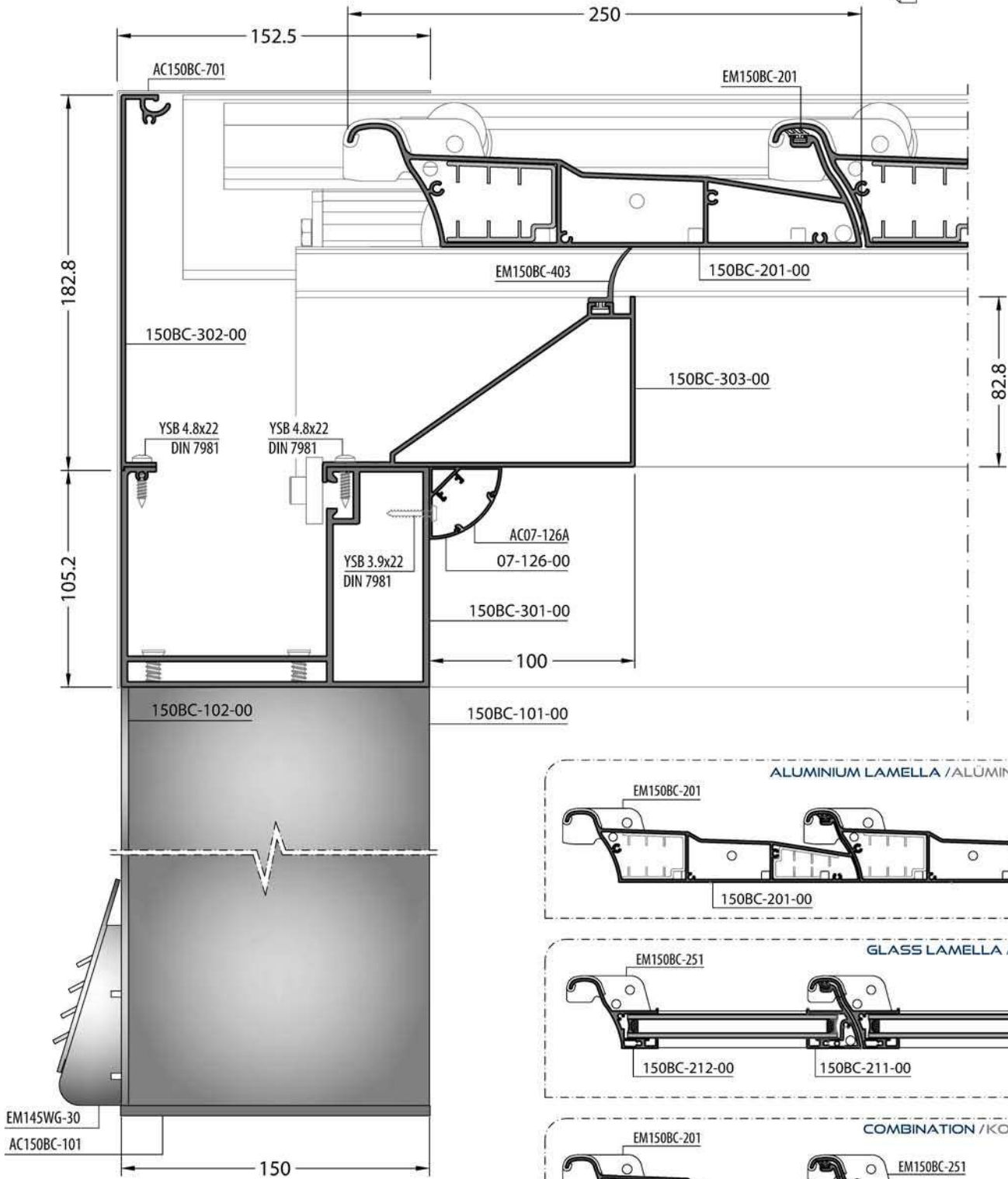
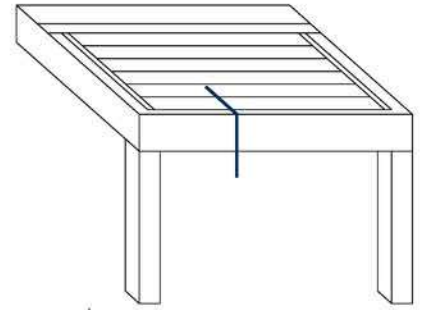
CODE / KOD

**150BC-412-00**

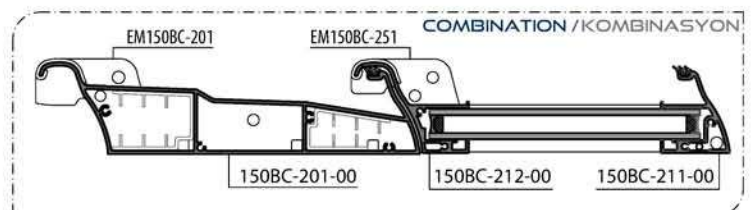
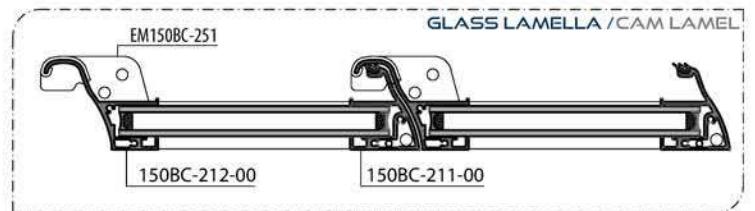
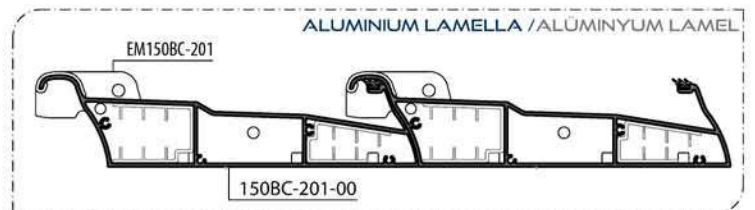
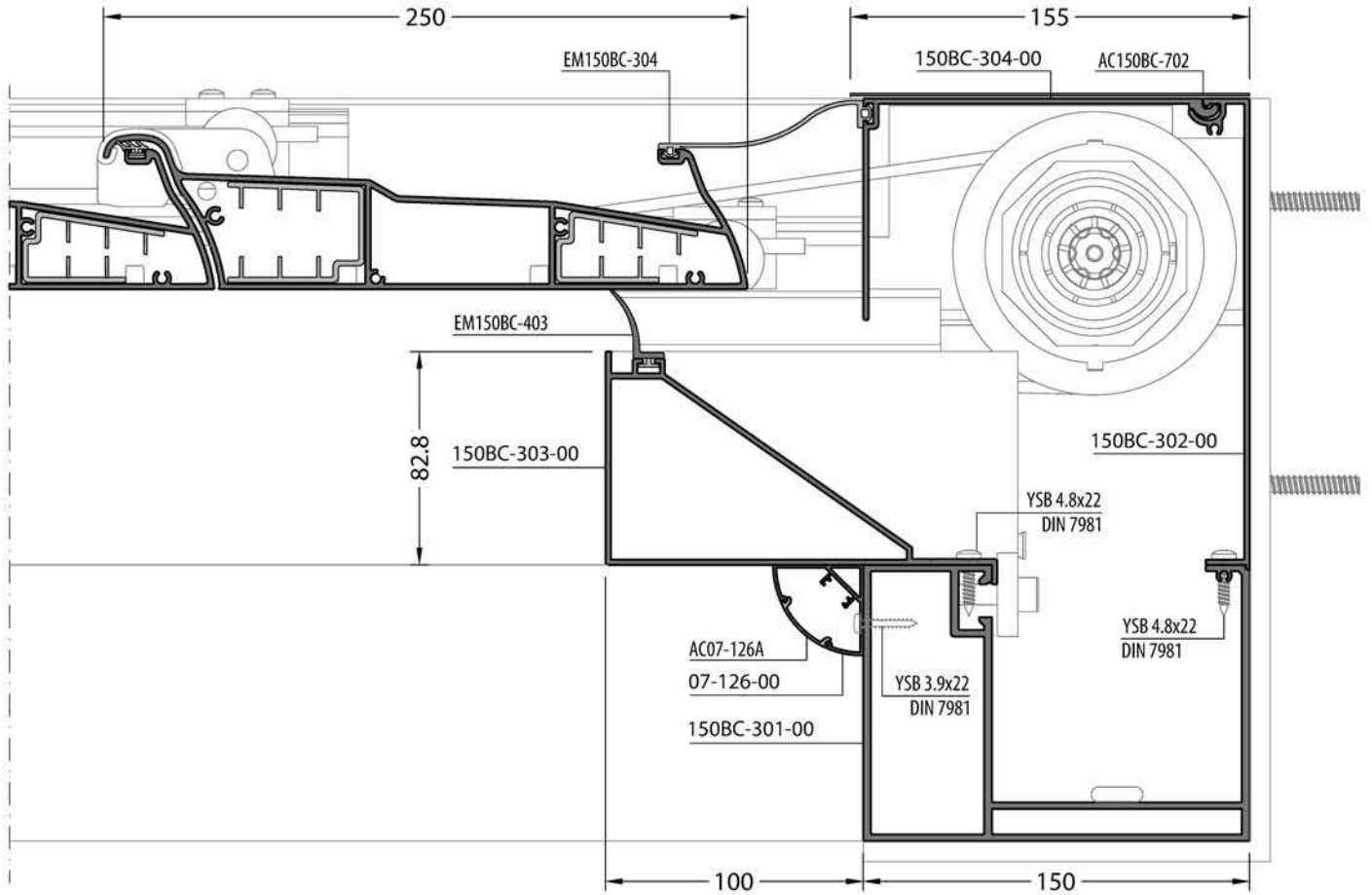
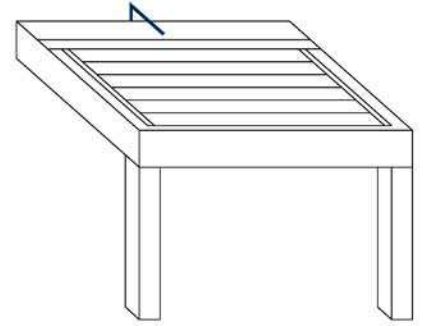
THEORETICAL WEIGHT  
TEORİK AĞIRLIK ( kg/m )

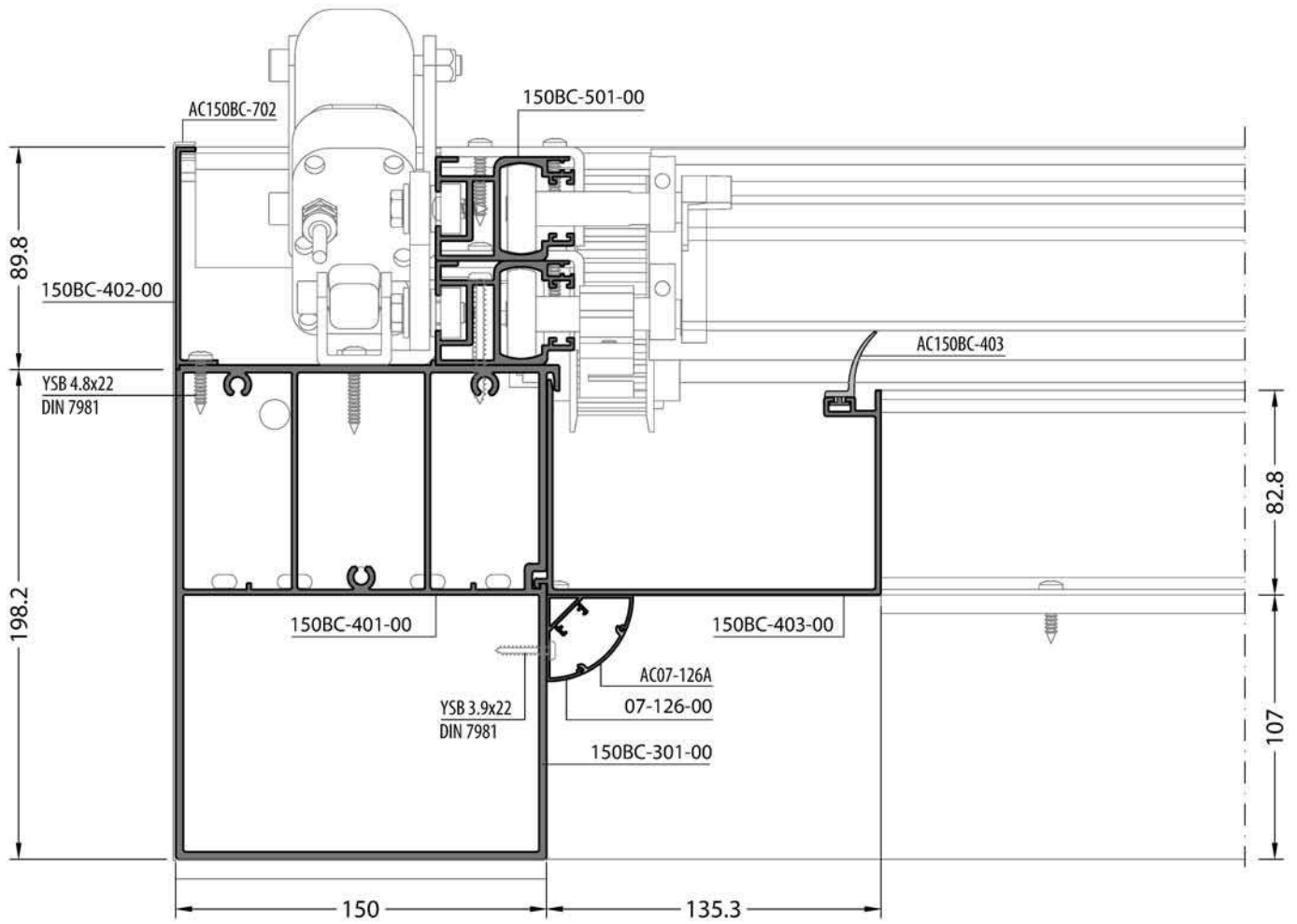
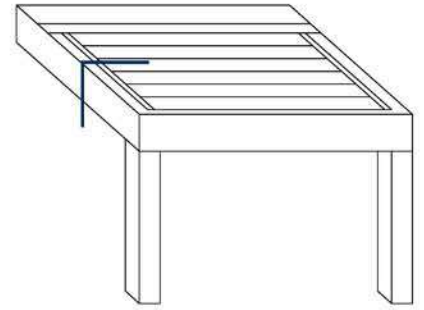
**3.666**

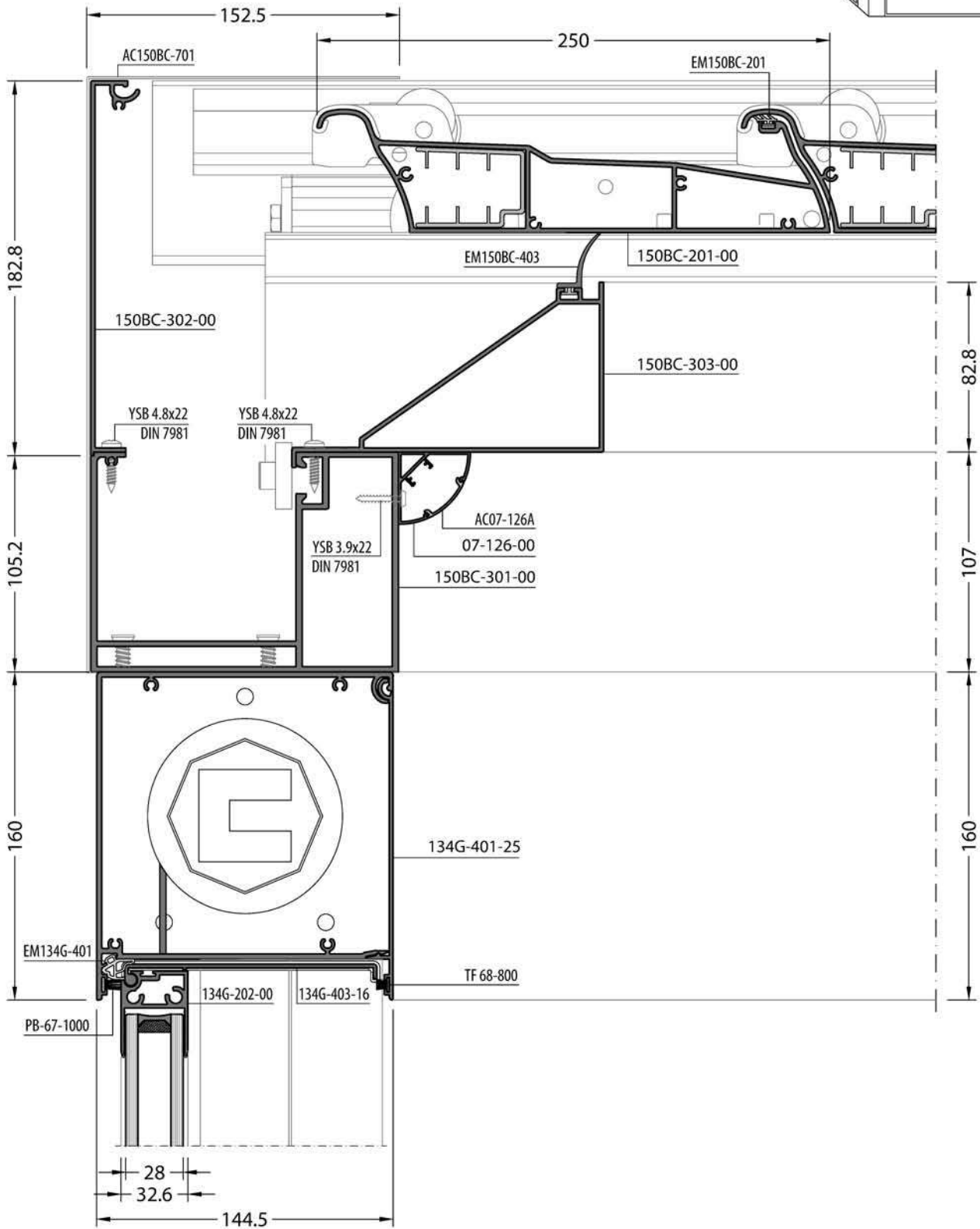
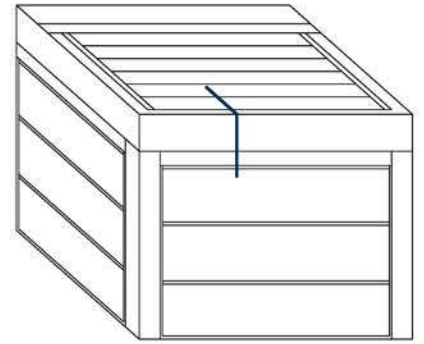
DETAILS  
DETAYLAR



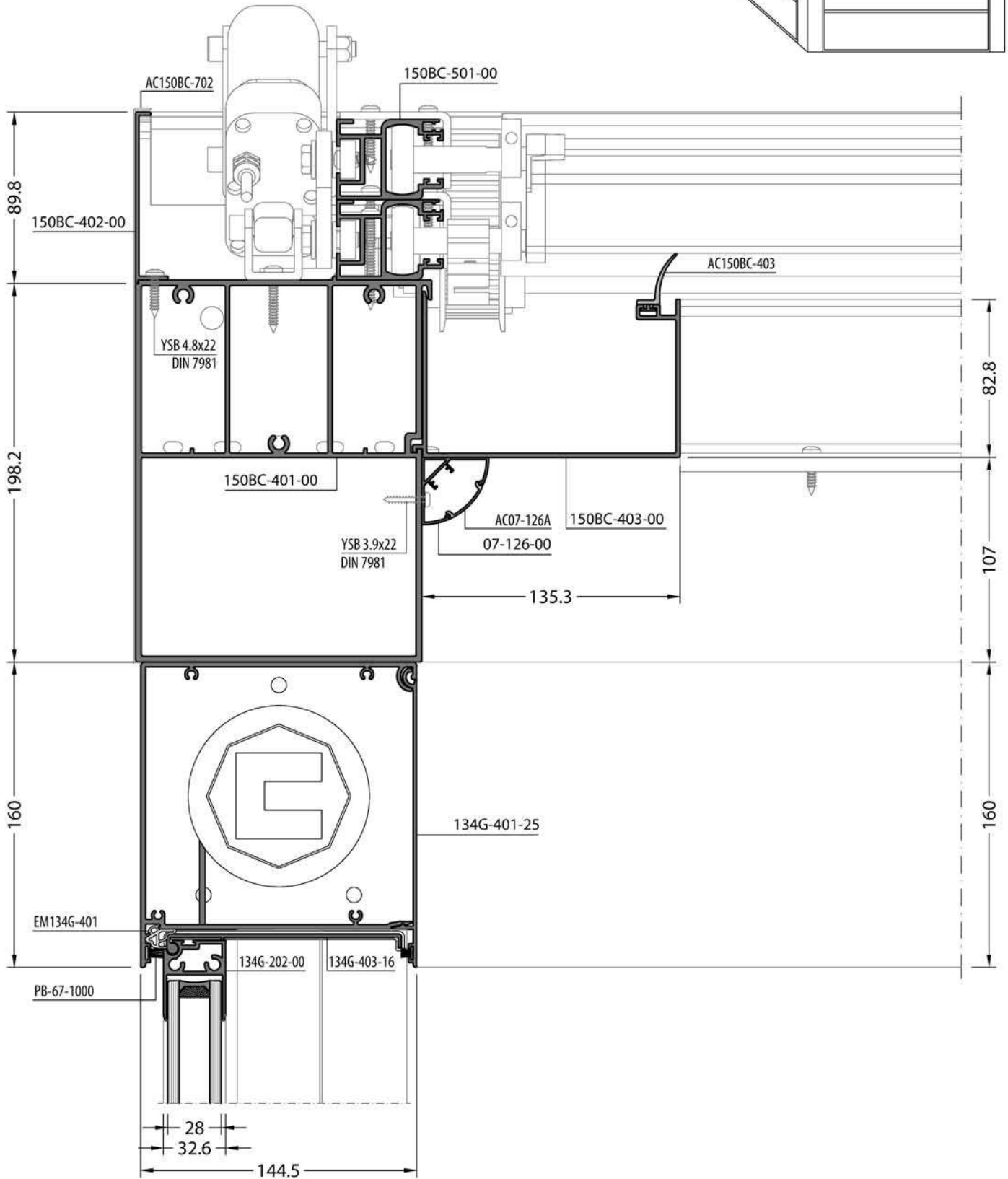
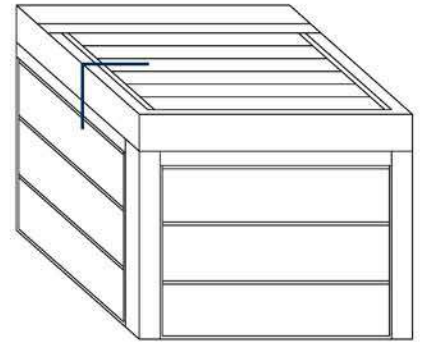
No scaled / Ölçeksiz



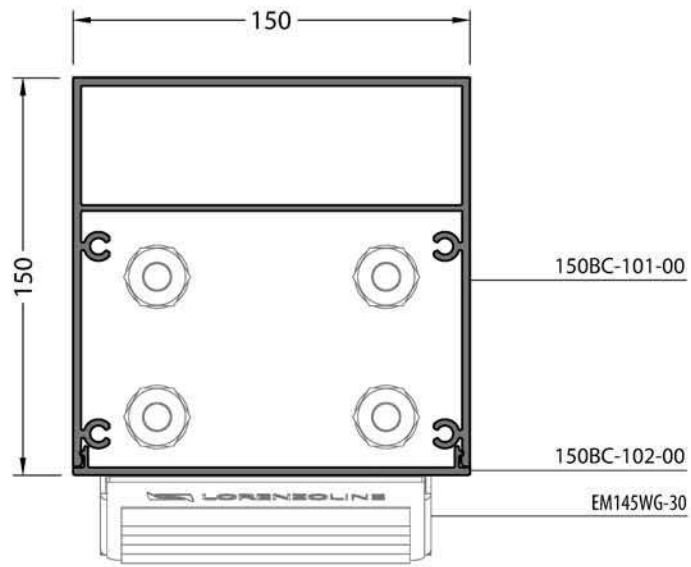
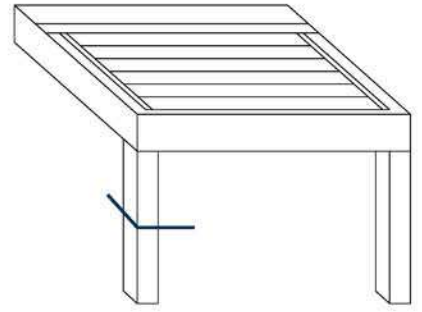


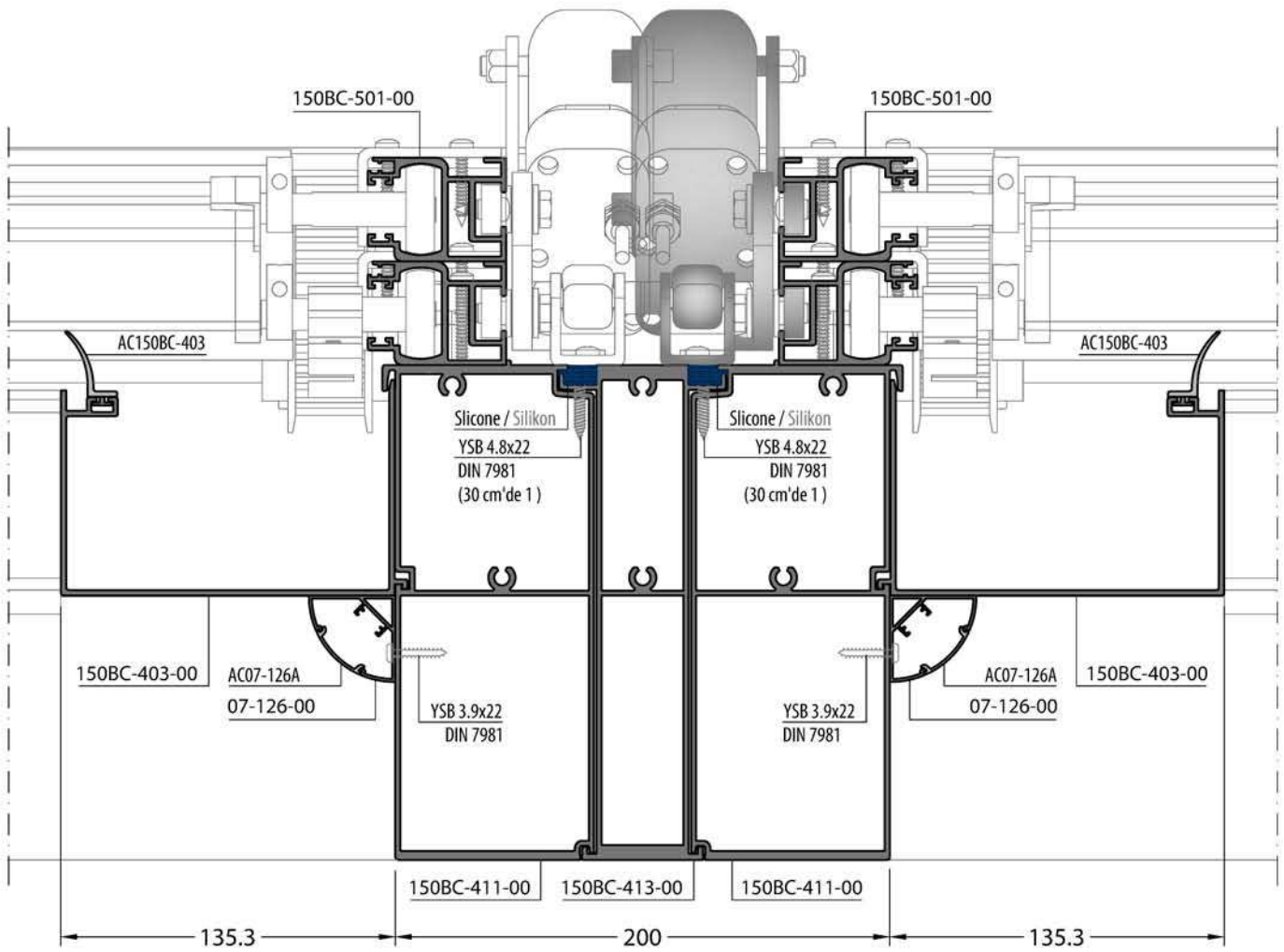
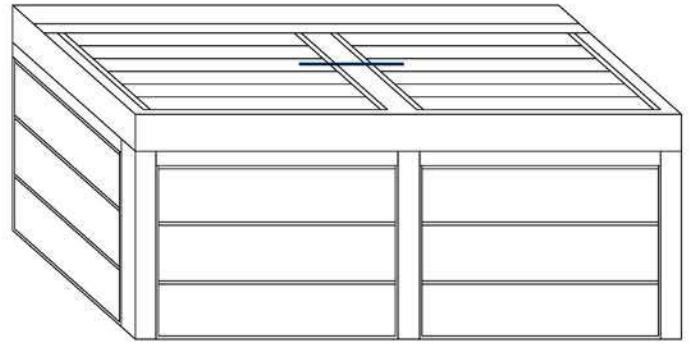


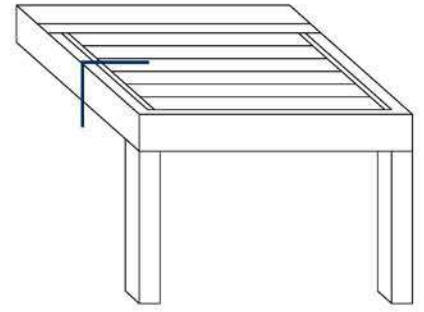
No scaled / Ölçeksiz



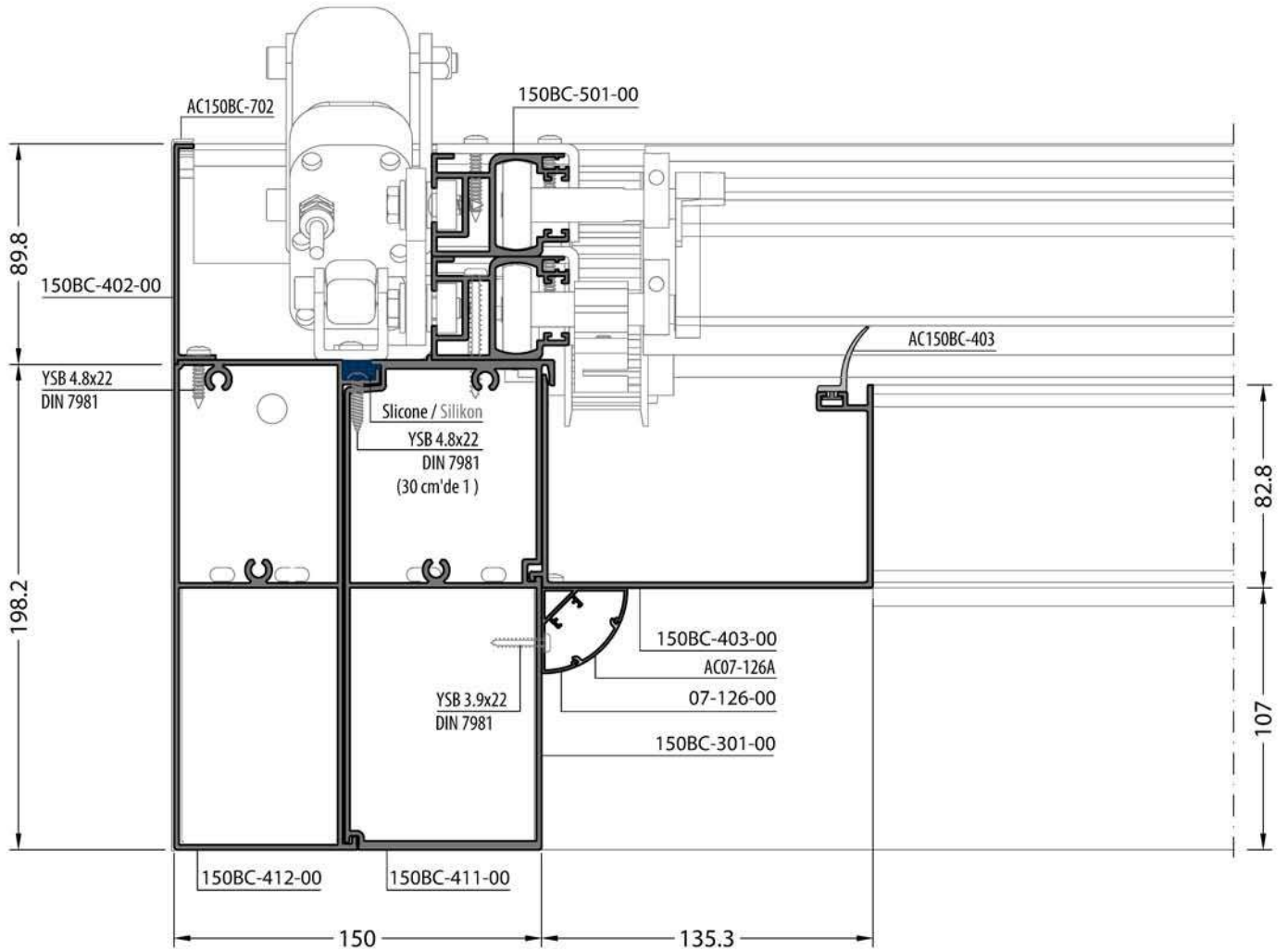
No scaled / Ölçeksiz

















**150BC-401-00**  
**ALTERNATIVE PROFILE**  
**PROFİLİN ALTERNATİFİ**



















ACCESSORIES  
AKSESUARLAR









**BIOCLIMATIC  
ACCESSORIES / AKSESUARLAR**

PACKAGE CODE PAKET KODU	PICTURE / RESİM	DESCRIPTION AÇIKLAMA	PACKAGE CODE PAKET KODU	PICTURE / RESİM	DESCRIPTION AÇIKLAMA
<b>AC150BC-201</b>		<b>LAMELLA CAP SIDE SET</b> LAMEL YAN KAPAK TAKIMI	<b>AC150BC-502</b>		<b>TRIGGER TENSION SET</b> TRIGER GERGİ TAKIMI
<b>AC150BC-251</b>		<b>GLASS LAMELLA CAP SIDE SET</b> CAM LAMEL YAN KAPAK TAKIMI	<b>AC150BC-550</b>		<b>LAMELLA LOCK SET</b> LAMEL KİTLEME BRAKETİ
<b>AC150BC-202</b>		<b>PULLEY</b> RULMAN	<b>AC150BC-611</b>		<b>MIDDLE STEEL BRACKET</b> ORTA ÇELİK BRAKET
<b>AC150BC-221</b>		<b>FRICTION HINGE BIOCLIMATIC</b> MAKAS BİOKLİMATİK	<b>AC150BC-261</b>		<b>LAMELLA SUPPORT WEDGE</b> LAMEL DESTEK TAKOZU
<b>AC150BC-401</b>		<b>MAIN RAIL BRACKET</b> ANA RAY MONTAJ PLAKASI	<b>AC150BC-510</b>		<b>TRIGGER CONNECTION PART</b> TRIGER BİRLEŞİM ELEMANI
<b>AC150BC-411</b>		<b>ALTERNATIVE MAIN RAIL BRACKET</b> ALTERNATİF ANA RAY MONTAJ PLAKASI	<b>AC150BC-231</b>		<b>ROPE RING</b> HALAT YÜZÜĞÜ
<b>AC150BC-402</b>		<b>SPECIAL MAIN RAIL BRACKET FOR TWO MODULUS</b> İKİ MODÜL İÇİN ÖZEL ANA RAY MONTAJ PLAKASI	<b>AC150BC-232</b>		<b>COATED STAINLESS ROPE</b> KAPALAMALI PASLANMAZ HALAT
<b>AC150BC-101</b>		<b>POST BRACKET</b> KOLON ANKRAJİ	<b>AC150BC-233</b>		<b>ALUMINUM WASHER</b> ALÜMİNYUM PUL








**BIOCLIMATIC  
ACCESSORIES / AKSESUARLAR**

PACKAGE CODE PAKET KODU	PICTURE / RESİM	DESCRIPTION AÇIKLAMA	PACKAGE CODE PAKET KODU	PICTURE / RESİM	DESCRIPTION AÇIKLAMA
<b>AC150BC-570</b>		<b>WALL BRACKET</b> DUVAR ANKRAJI	<b>AC150BC-580</b>		<b>TUBULAR MOTOR BRACKET</b> TÜP MOTOR ANKRAJ
<b>AC150BC-602</b>		<b>80x160x6mm STEEL PROFILE</b> ÇELİK PROFİL	<b>AC150BC-583</b>		<b>OCTAGONAL TUBE</b> SEKİZGEN BORU
<b>AC150BC-501-40</b>		<b>BRUSH</b> FİRÇA	<b>AC150BC-305</b>		<b>OCTAGONAL PIPE SUPPORT ITEM</b> SEKİZGEN BORU DESTEK ELEMANI
<b>AC07-126A</b>		<b>LED PROFILE DIFFUSER</b> LED PROFİL DİFÜZÖRÜ	<b>AC150BC-582</b>		<b>TUBULAR MOTOR WITHOUT RECIEVER</b> ALICILI TÜP MOTOR
<b>AC07-126B</b>		<b>LED PROFILE CORNER</b> LED PROFİL KÖŞE ELEMANI	<b>AC150BC-584</b>		<b>TUBE HEAD</b> BORU BAŞI
<b>EM145WG-20/D</b>		<b>GUTTER FILTER</b> OLUK SÜZGEÇİ	<b>AC150BC-584</b>		<b>MOTOR TRIGER GEAR</b> MOTOR TRIGER DİŞLİSİ
<b>EM145WG-30</b>		<b>POST DRAINAGE CAP</b> KOLON TAHLİYE KAPAĞI	<b>AC150BC-500</b>		<b>TRIGER BELT</b> TRIGER KAYIŞ T10
<b>AC150BC-301</b>		<b>HOLE TEMPLATE</b> DELİK ŞABLONU (150BC-301-00)	<b>AC150BC-591</b>		<b>CONTROL PANEL</b> KONTROL ÜNİTESİ

**BIOCLIMATIC  
ACCESSORIES / AKSESUARLAR**

PACKAGE CODE PAKET KODU	PICTURE / RESİM	DESCRIPTION AÇIKLAMA
<b>AC150BC-592</b>		<b>REMOTE CONTROL KUMANDA</b>
<b>AC150BC-593</b>		<b>INSULATED LED (Daylight) İZOLELİ LED (Gün Işığı)</b>
<b>AC150BC-594</b>		<b>LED TRANSFORMER LED TRAFOSU</b>
<b>AC150BC-562</b>		<b>LINEER MOTOR BRACKET SET LİNEER MOTOR BRAKET TAKIMI</b>
<b>AC150BC-561</b>		<b>LINEER MOTOR LİNEER MOTOR</b>
<b>AC150BC-403</b>		<b>SMALL GUTTER SHEET KÜÇÜK OLUK LEVHA</b>
<b>AC150BC-701</b>		<b>CORNER COVER SHEET SET KÖŞE KAPAMA LEVHA</b>
<b>AC150BC-702</b>		<b>BACK COVER SHEET SET ARKA KAPAMA LEVHA</b>

**BIOCLIMATIC  
ACCESSORIES / AKSESUARLAR**

PACKAGE CODE PAKET KODU	PICTURE / RESİM	DESCRIPTION AÇIKLAMA
<b>AC150BC-703</b>		<b>CENTER CONNECTION SHEET ORTA BİRLEŞİM LEVHA</b>
<b>EM150BC-201</b>		<b>LAMELLA GASKET LAMEL FİTİLİ</b>
<b>EM150BC-304</b>		<b>MOTOR LAMELLA GASKET MOTOR LAMEL FİTİLİ</b>
<b>EM150BC-403</b>		<b>ISOLATION GASKET İZOLASYON FİTİLİ</b>
<b>HM150BC-201-A</b>		<b>EPS EPS DOLGU Size / Ölçü 2 Meter / Metre</b>
<b>HM150BC-201-B</b>		<b>EPS EPS DOLGU Size / Ölçü 2 Meter / Metre</b>
<b>HM150BC-201-C</b>		<b>EPS EPS DOLGU Size / Ölçü 2 Meter / Metre</b>

